

PRODUCT CATALOG 2019



Actuators

1

Valves linear

2

Valves rotary

3

Frequency inverters

4

Sensors

5

Pneumatic products

6

Power supply and signal devices

7

Humidity and thermal switches

8

Pressure switches and sensors

9

Thermostats

10

Metering

11

Flow detection

12

Old products

13

Index of products

Type	Page	Type	Page	Type	Page
#				D	
0903403	1-10, 1-11, 2-32	ACS-20W	2-54	DCM025	9-3
14004406-120/U	6-8	ACS-25T	2-26, 2-30, 2-46, 2-54	DCM06	9-3
14004406-300/U	6-8	ACS-25W	2-54	DCM1	9-3
		ACS-32T	2-54		
		ACS-32W	2-54		
220736B/U	1-15	AF00-B54	5-10, 13-2, 13-3	DCM10	9-3
220738A/U	1-15	AF00-B65	5-10	DCM16	9-3
221455A/U	1-15	AF01-B54	5-14	DCM25	9-3
4074ERU/U	1-15	AF01-B65	5-14	DCM3	9-3
43161276-001	6-2	AF10-B54	5-5, 13-3	DCM40	9-3
43191679-001	1-4	AF10-B65	5-5	DCM6	9-3
43191679-002	1-4	AF20-B54	5-5, 13-2, 13-3	DCM625	9-3
43191679-007	1-4	AF20-B65	5-5	DCM63	9-3
43191679-008	1-4	AGF1	5-11	DCM63-406	9-3
43191679-011	1-2	AQS71-KAM-T	5-19, 13-2	DCMV025	9-3
43191679-012	1-2	AQS-KAM-00	5-19	DCMV06	9-3
43191680-002	1-4, 1-5	AQS-KAM-01	5-19	DCMV1	9-3
43191680-005	1-2	AQS-KAM-10	5-19	DCMV10	9-3
43191680-205	1-3	AQS-KAM-20	5-19	DCMV16	9-3
43196000-001	1-2, 1-3, 1-4, 1-5	AQS-KAM-RH-V	5-19	DCMV25	9-3
43196000-002	1-2, 1-3, 1-4, 1-5	AS2	1-18	DCMV3	9-3
43196000-038	1-4, 1-5	ASL453/24	12-2	DCMV40	9-3
50017460-001/U	1-15	ASL453	12-2	DCMV6	9-3
5112-11/U	1-18, 1-23, 3-3, 3-5	ASW454/24	12-2	DCMV63	9-3
5112-51/U	3-3, 3-5	ASW454	12-2	DCPSU-24-1.3	7-2
5585100	2-34, 2-36, 2-38, 2-40, 2-42, 2-48, 2-50, 2-52	AV-D-10	5-2	DCPSU-24-2.5	7-2
		AV-R-10	5-2	DCPSU-24-4	7-2
7616BR/U	1-15			DDCM014	9-4
7617ADW/U	1-15			DDCM1	9-4
				DDCM16	9-4
				DDCM1602	9-4
				DDCM252	9-4
A		C		DDCM4	9-4
AC-15FS	2-26, 2-30, 2-38, 2-40, 2-46, 2-50	C7085A1006	5-11, 13-2	DDCM6	9-4
AC-15FT	2-26, 2-30, 2-38, 2-40, 2-46, 2-50	C7085A1014	5-7	DDCM6002	9-4
AC-15TF	2-8, 2-20	C7110A1010	5-18, 13-2		
AC-15TF-1	3-3, 3-5	C7110C1001A	5-18, 13-2	DDCM662	9-4
AC-20FS	2-26, 2-30, 2-38, 2-40, 2-46, 2-50	C7110C1080	5-18	DNM025	9-3
AC-20FT	2-26, 2-30, 2-38, 2-40, 2-46, 2-50	C7110D1009A	5-18, 13-2	DPS1000	9-5
AC-20TF	2-8, 2-20, 3-3, 3-5	CABLE-CONTROL	4-12	DPS200	9-5
AC-25T	2-42, 2-52	COMP-IP21-KIT1	4-10	DPS2500	9-5
AC-25TF	2-8, 2-20, 2-42, 2-52, 3-3, 3-5	COMP-IP21-KIT2	4-10	DPS400	9-5
AC-32T	2-42, 2-52	COMP-IP21-KIT3	4-10	DPS500	9-5
AC-32TF	2-8, 2-20, 2-42, 2-52, 3-3, 3-5	COMP-LOADER	4-8	DPSK	9-5, 9-19, 9-21
AC-40T	2-42, 2-52	COMP-LOADER-NC	4-8	DPSL	9-5, 9-19, 9-21
AC-40TF	2-8, 2-20, 2-42, 2-52, 3-3, 3-5	COMP-NEMA1-KIT1	4-10	DPTA25	9-19
AC-50TF	2-8, 2-20, 3-3, 3-5	COMP-NEMA1-KIT2	4-10	DPTA25D	9-19
ACN-15C	2-24, 2-28, 2-34, 2-36, 2-44, 2-48	COMP-NEMA1-KIT3	4-10	DPTA25S	9-19
ACN-15S	2-24, 2-28, 2-44	CONTROL-BOARD1	4-12	DPTA25SD	9-19
ACN-15T	2-24, 2-28, 2-34, 2-36, 2-44, 2-48	CRT12	7-2	DPTAQ8	9-19
ACN-20C	2-24, 2-28, 2-34, 2-36, 2-44, 2-48	CRT2	7-2	DPTAQ8D	9-19
ACN-20S	2-24, 2-28, 2-44	CRT6	7-2	DPTE100	9-20, 13-4
ACN-20T	2-24, 2-28, 2-34, 2-36, 2-44, 2-48	CRT6-12	7-2	DPTE1000	9-20, 13-4
ACS-15T	2-54, 3-7	CRT6-6	7-2	DPTE1000D	9-21, 13-4
ACS-15W	2-54			DPTE1000S	9-20, 13-4
ACS-20T	2-54			DPTE1000SD	9-21, 13-4

Index of products

Type	Page	Type	Page	Type	Page
DPTE1002	9-21, 13-4	DRF20-S	5-7	EEM400C-D-M	11-7
DPTE100D	9-21, 13-4	DTI06	9-17	EEM400C-D-M-MID	11-7
DPTE100S	9-20, 13-4	DTI1	9-17	EEM400C-D-MO	11-7
DPTE100SD	9-21, 13-4	DTI10	9-17	EEM400C-D-MO-MID	11-7
DPTE102	9-21, 13-4	DTI2	9-17	EEM400C-D-P	11-7
DPTE102S	9-21, 13-4	DTI4	9-17	EEM400C-D-P-MID	11-7
DPTE250	9-20, 13-4	DTI6	9-17	EEM400-D-M	11-7
DPTE250D	9-21, 13-4	DTU06	9-17	EEM400-D-M-MID	11-7
DPTE252	9-21	DTU1	9-17	EEM400-D-MO	11-7
DPTE500	9-20, 13-4	DTU10	9-17	EEM400-D-MO-MID	11-7
DPTE5000	9-20, 13-4	DTU2	9-17	EEM400-D-P	11-7
DPTE5000D	9-21, 13-4	DTU4	9-17	EEM400-D-P-MID	11-7
DPTE5002	9-21, 13-4	DTU6	9-17	EEM400-SEALCAP	11-7
DPTE500D	9-21, 13-4	DWR06	9-7	EEM-CONVERT	11-8
DPTE500S	9-20, 13-4	DWR06-203	9-7	ENC-Slot MI1-MI3	4-8
DPTE500SD	9-21, 13-4	DWR06-205	9-8	ENC-Slot MI4-MI5	4-8
DPTE502	9-21, 13-4	DWR06-206	9-9	ETR2	7-2
DPTE50S	9-20, 13-4	DWR1	9-7	EW7730A1200	11-2
DPTE50SD	9-21, 13-4	DWR1-203	9-7	EW7730A1400	11-2
DPTE52S	9-21, 13-4	DWR1-205	9-8	EW7730A2000	11-2
DR100FA	3-10	DWR1-206	9-9	EW7730A3600	11-2
DR100GFLA	3-8, 13-14	DWR16	9-7	EW7730A4000	11-2
DR125FA	3-10	DWR16-203	9-7	EW7730A4600	11-2
DR125GFLA	3-8, 13-14	DWR16-205	9-8	EW7730A4800	11-2
DR150FA	3-10	DWR16-206	9-9	EW7730A5200	11-2
DR150GFLA	3-8, 13-14	DWR25	9-7	EW7730A6000	11-2
DR15-2GMLA	3-8	DWR25-203	9-7	EW7730A7000	11-2
DR15GMLA	3-8, 13-14	DWR25-205	9-8	EW7730A7800	11-2
DR15MA	3-10	DWR25-206	9-9	EW7730K1200	11-3
DR200FA	3-10	DWR3	9-7	EW7730M1200	11-2
DR200GFLA	3-8	DWR3-203	9-7	EW7730M2000	11-2
DR200GFLA1	3-8	DWR3-205	9-8	EW7730M3600	11-2
DR20GFLA	3-8, 13-14	DWR3-206	9-9	EW7731A1200	11-3
DR20GMLA	3-8, 13-14	DWR40	9-7	EW7731A2000	11-3
DR20MA	3-10	DWR40-203	9-7	EW7731A3600	11-3
DR25GFLA	3-8, 13-14	DWR40-205	9-8	EW7731A4000	11-3
DR25GMLA	3-8, 13-14	DWR40-206	9-9	EW7731A4600	11-3
DR25MA	3-10	DWR6	9-7	EW7731A4800	11-3
DR32GFLA	3-8, 13-14	DWR6-203	9-7	EW7731A5200	11-3
DR32GMLA	3-8, 13-14	DWR6-205	9-8	EW7731A6000	11-3
DR32MA	3-10	DWR6-206	9-9	EW7731A7000	11-3
DR40FA	3-10	DWR625	9-7	EW7731A7800	11-3
DR40GFLA	3-8, 13-14	DWR625-203	9-7	EW7731F1200	11-3
DR40GMLA	3-8, 13-14	DWR625-205	9-8	EW7731F2000	11-3
DR40MA	3-10	DWR625-206	9-9	EW7731M1200/K1	11-5
DR50FA	3-10	E		EW7731M1200	11-3
DR50GFLA	3-8, 13-14	EEM230-D-M	11-6	EW7731M2000/K1	11-5
DR65FA	3-10	EEM230-D-M-MID	11-6	EW7731M2000	11-3
DR65GFLA	3-8, 13-14	EEM230-D-MO	11-6	EW7731M3600/K1	11-5
DR80FA	3-10			EW7731M3600	11-3
DR80GFLA	3-8, 13-14	EEM230-D-MO-MID	11-6	EW7731M4000	11-3
DRA02B	4-9	EEM230-D-P	11-6	EW7731M4600/K1	11-5
DRA-02L	4-9	EEM230-D-P-MID	11-6	EW7731M4800	11-3
DRA-04B	4-9	EEM230-E-P	11-6	EW7731M5200	11-3
DRA-04L	4-9	EEM230-SEALCAP	11-6	EW7731M6000	11-3

Index of products

Type	Page	Type	Page	Type	Page
KSW24	12-3	M5004F1150	2-61	M7410E2026	1-11, 2-60
KTF00-65-2M	5-10, 13-3	M5004F1200HF	2-61	M7410E2034	1-11
KTF00-65-2M-300	5-10	M5004F1200LF	2-61	M7410E4022	1-11, 2-60
KTF01-65-2M	5-13	M5004F1250HF	2-61	M7410E4030	1-11
KTF01-65-2M-300	5-13	M5004F1250LF	2-61	M7410E5001	1-11, 2-57, 2-60
KTF10-65-2M	5-5	M5410C1001	1-9, 2-60, 13-6	M7410E5001-10M	1-11
KTF20-65-2M	5-5, 13-2	M5410L1001	1-9, 2-60	M7410E5001-3M	1-11
		M6061A1013	1-17, 2-61	M7410E5001-5M	1-11
		M6061A1021	1-17	M7410G1008	1-13
		M6061A1039	1-17	M7410G1016	1-13
L		M6061A1047	1-17	M7410G1024	1-13
LF20-1P65-5M	5-6	M6061L1019	1-17, 2-61	M9174F1001/U	1-15
LF20-3P65-5M	5-6, 13-2	M6061L1027	1-17	M9184F1034/U	1-15
LFH00-2B65	5-16	M6061L1035	1-17	M9185F1002/U	1-15
		M6061L1043	1-17	MCD3	7-3
LFH01-2B65	5-16	M6063A1003	1-17	MCE1	7-3
LFH10-2B65	5-16	M6063A4007	1-17	MCE2	7-3
LFH20-2B65	5-16, 13-2	M6063L1009	1-17	MCE3	7-4
LFHV-2B65	5-16, 13-2	M6063L4003	1-17	MCP1	7-4
LF-MF	5-3, 5-8, 5-12, 5-15	M6274F1009-F/U	1-14	ML6420A3007	1-2, 13-9
LFV-050-3B65	5-15	M6284F1078-F/U	1-14	ML6420A3015	1-2, 13-9
LFV-100-1B65	5-15	M6285F1001-F/U	1-15	ML6420A3023	1-2, 13-9
LFV-100-3B65	5-15	M6294F1009-F/U	1-14	ML6420A3031	1-2
LP914A1003/U	6-7, 13-16	M6294F1017-F/U	1-14	ML6420A3072	1-2, 13-9
LP914A1045/U	6-7, 13-16	M6410C2023	1-10, 2-60	ML6421A3005	1-4, 13-9
LP914A1052/U	6-7, 13-16	M6410C2031	1-10	ML6421A3013	1-4, 13-9
LP914A1144/U	6-7, 13-16	M6410C4029	1-10, 2-60, 13-6	ML6421B3004	1-4, 13-9
LP915A1044/U	6-7	M6410C4037	1-10	ML6421B3012	1-4, 13-9
		M6410L2023	1-10, 2-60	ML6425A3006	1-2, 13-9
		M6410L2031	1-10	ML6425A3014	1-2, 13-9
M		M6410L4029	1-10, 2-60, 13-6	ML6425B3005	1-2, 13-9
M4410C4000	1-7	M6410L4037	1-10	ML6425B3021	1-2
M4410C4500	1-7	M6422L1003	1-18	ML6435B1008	1-12, 13-6
M4410C4540	1-7	M7061E1012	1-17, 2-61	ML6435B1016	1-12, 13-6
		M7061E1020	1-17	ML7420A6009	1-3, 13-9
M4410E1510	1-8, 2-57, 2-60, 13-6	M7274Q1009/U	1-15	ML7420A6017	1-3, 13-9
M4410K1515	1-8, 2-57, 2-60	M7284Q1082/U	1-15	ML7420A6025	1-3, 13-9
M4410L4000	1-7	M7284Q1098/U	1-15	ML7421A3004	1-5, 13-9
M4410L4500	1-7	M7284Q1106/U	1-15	ML7421B3003	1-5, 13-9
M4410L4540	1-7	M7285Q1024/U	1-15	ML7425A6008	1-3, 13-9
M44-MOD-1M/U	1-8	M7285Q1032/U	1-15	ML7425B6007	1-3, 13-9
M44-MOD-1M	1-8, 2-60	M7294Q1015/U	1-15	ML7430E1005	1-12, 13-6
M44-MOD-1MH/U	1-8	M7410A1001	1-9, 2-57, 2-60	ML7435E1004	1-12
M44-MOD-1MH	1-8	M7410A1001-10M	1-9	MP904A5047	6-3, 13-16
M44-MOD-3M	1-8	M7410A1001-3M	1-9, 2-60	MP904B5037	6-3
M44-MOD-3MH	1-8	M7410A1001-5M	1-9	MP904B5052	6-3
M44-MOD-5M	1-8	M7410C1007	1-10, 2-60	MP904C1026	6-3, 13-16
M44-MOD-5MH	1-8	M7410C1007-10M	1-10, 2-60	MP904D1032	6-3
M44-VA10	1-8	M7410C1007-3M	1-10	MP904D1040	6-3
M44-VA50	1-8	M7410C1007-5M	1-10	MP904D1057	6-3, 13-16
M5004F1050	2-61	M7410C1015	1-10	MP913B1068	6-3, 13-16
M5004F1065	2-61	M7410C1015-5M	1-10	MP913B1076	6-3
M5004F1080	2-61	M7410E1002	1-11, 2-60	MP913C1074	6-3
M5004F1100	2-61	M7410E1002-10M	1-11	MP953A5005	6-2, 13-16
M5004F1125	2-61	M7410E1028	1-11	MP953A5039	6-2, 13-16, 13-17

Index of products

Type	Page	Type	Page	Type	Page
MP953A5054	6-2	N		NXS0005V35A2H1	4-6
MP953B5003	6-2, 13-17			NXS0005V35A5H1	4-7
MP953C5001	6-2, 13-17	N05010	1-19, 13-15	NXS0007V35A2H1	4-6
MP953C5019	6-2, 13-17	N05010-SW2	1-19, 13-15	NXS0007V35A5H1	4-7
MP953C5027	6-2, 13-17	N05230-2POS	1-19, 13-14, 13-15	NXS0009V35A2H1	4-6
MP953C5068	6-2, 13-17	N0524	1-19, 13-15	NXS0009V35A5H1	4-7
MP953C5076	6-2, 13-17	N0524-SW2	1-19, 13-15	NXS0012V35A2H1	4-6
MP953C5084	6-2, 13-17	N10010	1-19, 13-15	NXS0012V35A5H1	4-7
MP953C5142	6-2, 13-17	N10010-SW2	1-19, 13-15	NXS0016V35A2H1	4-6
MP953C5159	6-2, 13-17	N10230-2POS	1-19, 13-15	NXS0016V35A5H1	4-7
MP953D5009	6-2, 13-17	N1024	1-19, 13-15	NXS0022V35A2H1	4-6
MP953D5025	6-2, 13-17	N1024-SW2	1-19, 13-15	NXS0022V35A5H1	4-7
MR6-24-010	1-16, 3-7	N20010	1-20, 13-9, 13-15	NXS0031V35A2H1	4-6
MR6-24-2POS	1-16, 3-7	N20010-SW2	1-20, 13-15	NXS0031V35A5H1	4-7
MS7103A1021/U	1-18, 1-23	N20230	1-20, 13-14, 13-15	NXS0038V35A2H1	4-6
MS7103A2021/U	1-18, 1-23	N20230-SW2	1-20, 13-14, 13-15	NXS0038V35A5H1	4-7
MS7103K1022/U	1-18, 1-23	N2024	1-20, 13-14, 13-15	NXS0045V35A2H1	4-6
MS7103K2022/U	1-18, 1-23	N2024-SW2	1-20, 13-14, 13-15	NXS0045V35A5H1	4-7
_MT4	2-57	N34010	1-20, 13-15	NXS0061V35A2H1	4-6
MT4-024-NC	1-6, 2-60, 13-6	N34230	1-20, 13-14, 13-15	NXS0061V35A5H1	4-7
MT4-024-NC-2.5M	1-6, 2-60, 13-6	N3424	1-20, 13-14, 13-15	NXS0072V35A2H0	4-6
MT4-024-NO	1-6, 2-60, 13-6	NX-FAN-4	4-10	NXS0072V35A5H0	4-7
MT4-024-NO-2.5M	1-6, 2-60, 13-6	NX-FAN-5	4-10	NXS0087V35A2H0	4-6
MT4-024S-NC	1-6, 2-60, 13-6	NX-FAN-6	4-10	NXS0087V35A5H0	4-7
MT4-024S-NO	1-6, 2-60	NX-FAN-7	4-10	NXS0105V35A2H0	4-6
MT4-230-NC	1-6, 2-60, 13-6	NX-FAN-8	4-11	NXS0105V35A5H0	4-7
MT4-230-NC-2.5M	1-6, 2-60, 13-6	NX-FAN-8-SET1	4-11	NXS0140V35A2H0	4-6
MT4-230-NO	1-6, 2-60, 13-6	NX-FAN-8-SET2	4-11	NXS0140V35A5H0	4-7
MT4-230-NO-2.5M	1-6, 2-60, 13-6	NX-FAN-9-FULLSET	4-11	NXS0168V35A2H0	4-6
MT4-230S-NC	1-6, 2-60, 13-6	NX-FAN-9-SET	4-11	NXS0168V35A5H0	4-7
MT4-230S-NO	1-6, 2-60	NX-FAN-INT4	4-11	NXS0205V35A2H0	4-6
MT8-024-NC	1-6, 2-60, 13-6	NX-FAN-INT5	4-11	NXS0205V35A5H0	4-7
MT8-024-NC-2.5M	1-6, 2-60	NX-FAN-INT6-7	4-11	NXS0260V35A2H0	4-6
MT8-024-NO	1-6, 2-60, 13-6	NX-FAN-INT8	4-11	NXS0260V35A5H0	4-7
MT8-024-NO-2.5M	1-6, 2-60, 13-6	NX-FAN-INT-FR9-1	4-11	NXS0310V35A2H0	4-6
MT8-024S-NC	1-6, 2-60, 13-6	NX-FAN-INT-FR9-2	4-11	NXS0310V35A5H0	4-7
MT8-024S-NO	1-6, 2-60	NX-FAN-SUP-FR08	4-11	NXS0385V35A2L0	4-7
MT8-230-NC	1-6, 2-60, 13-6	NX-FAN-SUP-FR09	4-11	NXS0460V35A2L0	4-7
MT8-230-NC-2.5M	1-6, 2-60	NXLOPTAA	4-8	NXS0590V35A2L0	4-7
MT8-230-NO	1-6, 2-60, 13-6	NXLPANC	4-9	NXS0650V35A2L0	4-7
MT8-230-NO-2.5M	1-6, 2-60, 13-6	NXLPANRS	4-9	NXS0730V35A2L0	4-7
MT8-230S-NC	1-6, 2-60, 13-6	NXOPTA1	4-8	NXS-CONTROL-BOX	4-12
MT8-230S-NO	1-6, 2-60	NXOPTB2	4-8		
MT-ADAPT-HP	1-7	NXOPTB8	4-8		
MT-ADAPT-HW	1-7	NXOPTC2	4-8		
MT-CABLE-10M	1-7	NXOPTC3	4-8	O	
MT-CABLE-2.5M	1-7	NXOPTC6	4-8	OPTB1	4-8
MT-CABLE-5M	1-7	NXOPTC7	4-8	OPTB2	4-8
MT-CLIP	1-7	NXOPTCJ	4-8	OPTB4	4-8
MVN613A1500	1-16	NXPANA	4-9		
MVN643A1500	1-16	NXPANG	4-9	OPTB5	4-8
MVN663A1500	1-16	NXS0003V35A2H1	4-6	OPTB9	4-8
MVN713A1500	1-16	NXS0003V35A5H1	4-7	OPTBF	4-8
MVNAAAA/U	3-3, 3-5	NXS0004V35A2H1	4-6	OPTBH	4-8
MVNAT3/B	1-16	NXS0004V35A5H1	4-7	OPT-BT-MC02-5	4-12

Index of products

Type	Page	Type	Page	Type	Page
OPTC4	4-8	PTHDB0032V3	9-14	PTSRV1011V3	9-12
OPTE9	4-8	PTHDB0062A2	9-14	PTU10	9-18
		PTHDB0062V3	9-14	PTU16	9-18
		PTHDB0202A2	9-14	PTU4	9-18
		PTHDB0202V3	9-14	PTU6	9-18
P				Q	
P2	10-9	PTHDM1002A2	9-14	Q181A1007/U	1-15
PA1	12-3	PTHDM1002V3	9-14	Q605A1070/U	1-15
PF20-65-2M	5-6, 13-2, 13-3	PTHDM3002A2	9-14	Q7230A1005/U	1-15
		PTHRB0011A2	9-13		
PF20-65-5M	5-6, 13-2	PTHRB0011V3	9-13	R	
PMK-EEM400	11-7	PTHRB0041A2	9-13	RET-NX-FAN-8-SET	4-11
PP907A1008	6-9, 13-16	PTHRB0041V3	9-13	RET-NX-FAN-9-SET	4-11
PSHDB0012	9-2	PTHRB0101A2	9-13	RF20	5-7, 13-2
PSHDB0032	9-2	PTHRB0101V3	9-13		
PSHDB0062	9-2	PTHRB0161A2	9-13	RFI-0012-5-IP54	4-10
PSHDB0202	9-2	PTHRB0161V3	9-13	RFI-0031-5-IP54	4-10
PSHDM1002	9-2	PTHRB0251A2	9-13	RFI-0061-5-IP54	4-10
PSHDM3002	9-2	PTHRB0251V3	9-13	RFI-0105-5-IP54	4-10
PSHRB0011	9-11	PTHRB0401A2	9-13	RGT240	10-10
PSHRB0041	9-11	PTHRB0401V3	9-13	RP470A1003/U	6-4
PSHRB0101	9-11	PTHRV1011A2	9-13	RP670A1001/U	6-4
PSHRB0161	9-11	PTHRV1011V3	9-13	RP7517A1009	6-6, 13-16
PSHRB0251	9-11	PTI10	9-18	RP7517B1008	6-6
PSHRB0401	9-11	PTI16	9-18	RP970A1008/U	6-5
PSHRV1011	9-11	PTI25	9-18	RP972A1006/U	6-5
PST001RG12S-R	9-16, 13-5	PTI4	9-18	RS232C2M	4-9
PST001RG34F-R	9-15, 13-5	PTI40	9-18	RS232C-4M	4-9
PST002AG12S-R	9-16, 13-5	PTI6	9-18		
PST002AG34F-R	9-15, 13-5	PTSDB0012V3	9-14	S	
PST002RG12S-R	9-16, 13-5	PTSDB0032V3	9-14	S03010	1-21
PST002RG34F-R	9-15, 13-5	PTSDB0062V3	9-14	S03010-SW1	1-21
PST004RG12S-R	9-16, 13-5	PTSDB0202V3	9-14	S03230-2POS	1-21
PST004RG34F-R	9-15, 13-5	PTSDM1002V3	9-14	S03230-2POS-SW1	1-21
PST010AG12S-R	9-16, 13-5	PTSDM3002V3	9-14	S0324-2POS	1-21
PST010AG34F-R	9-15, 13-5	PTSRB0011A2	9-12	S0324-2POS-SW1	1-21
PST010RG12S-R	9-16, 13-5	PTSRB0011A3	9-12	S05010	1-21
PST010RG34F-R	9-15, 13-5	PTSRB0011V3	9-12	S05010-SW1	1-21
PST025RG12S-R	9-16, 13-5	PTSRB0041A2	9-12	S05230-2POS	1-21
PST025RG34F-R	9-15, 13-5	PTSRB0041A3	9-12	S05230-2POS-SW1	1-21
PST060RG12S-R	9-16, 13-5	PTSRB0041V3	9-12	S0524-2POS	1-21
PST100RG12S-R	9-16, 13-5	PTSRB0101A2	9-12	S0524-2POS-SW1	1-21
PST250RG12S-R	9-16, 13-5	PTSRB0101A3	9-12	S10010	1-22, 13-15
PST600RG12S-R	9-16, 13-5	PTSRB0101V3	9-12	S10010-SW2	1-22, 13-15
PSTM250RG12S-R	9-16, 13-5	PTSRB0161A2	9-12	S10230-2POS	1-22
PSTM250RG34F-R	9-15, 13-5	PTSRB0161A3	9-12	S10230-2POS-SW2	1-22
PSTM400RG12S-R	9-16, 13-5	PTSRB0161V3	9-12	S1024-2POS	1-22, 13-15
PSTM400RG34F-R	9-15, 13-5	PTSRB0251A2	9-12	S1024-2POS-SW2	1-22
PSTM600RG12S-R	9-16, 13-5	PTSRB0251A3	9-12	S20010	1-22, 13-15
PSTM600RG34F-R	9-15, 13-5	PTSRB0251V3	9-12	S20010-SW2	1-22, 13-15
PSTV01RG12S-R	9-16, 13-5	PTSRB0401A2	9-12	S20230-2POS	1-22
PSTV01RG34F-R	9-15, 13-5	PTSRB0401A3	9-12	S20230-2POS-SW2	1-22
PTHDB0012A2	9-14	PTSRB0401V3	9-12	S2024-2POS	1-22, 13-15
PTHDB0012V3	9-14	PTSRV1011A2	9-12		
PTHDB0032A2	9-14	PTSRV1011A3	9-12		

Index of products

Type	Page	Type	Page	Type	Page
S2024-2POS-SW2	1-22, 13-15	T6120B1003	10-9	V5004TY10326000	2-59
S6040A1003	12-3	T7460A1001	5-20, 13-3	V5004TY10409000	2-59
S6065A1003	12-3	T7460A1018	5-8, 13-3	V5004TY10501200	2-59
S6065A2001	12-3	T7460B1009	5-20	V5004TY10501700	2-59
SDBAM1	9-10	T7460C1007	5-20	V5005TY10150350	2-57
SDBAM16	9-10	T7460D1005	5-20	V5005TY10151000	2-57
SDBAM2.5	9-10	T7460E1002	5-20	V5005TY10201000	2-57
SDBAM32	9-10	T7460F1000	5-20	V5005TY10201500	2-57
SDBAM6	9-10	T7460-LONJACK	5-20, 5-21, 5-22	V5005TY10251000	2-57
SDBAM625	9-10	T7470A1009	5-3	V5005TY10251500	2-57
SF00-B54	5-9, 13-3	T7560A1000	5-21	V5005TY20150350	2-57
SF00-B65	5-9	T7560A1018	5-21	V5005TY20151000	2-57
SF01-B54	5-12	T7560A1026	5-21	V5005TY20201000	2-57
SF01-B65	5-12	T7560A1036	5-22	V5005TY20201500	2-57
SF10-B54	5-4, 13-3	T7560B1008	5-21	V5005TY20251000	2-57
SF10-B65	5-4	T7560B1016	5-21	V5005TY20251500	2-57
SF20-B54	5-4, 13-3	T7560B1024	5-21	V5005TYxxx	3-7
SF20-B65	5-4	T7560C1006	5-16	V5011E1165	2-20
SFV-050-1B65	5-15	TP970A2020/U	6-8, 13-16	V5011E1171	2-20
SFV-100-1B65	5-15	TP974A2000/U	6-8, 13-16	V5011E1189	2-20
SIN-0010-5-0-P	4-10	TRM022	10-9	V5011E1197	2-20
SIN-0018-5-0-P	4-10	TRM150	10-9	V5011E1205	2-20
SIN-0032-5-0-P	4-10	TRM40	10-9	V5011E1213	2-20
SIN-0048-5-0-P	4-10	TRMV150	10-9	V5011E1221	2-20
SIN-0075-5-0-P	4-10	TRMV40	10-9	V5011E1229	2-20
SIN-0110-5-0-P	4-10	U		V5011E1237	2-20
SIN-0180-5-0-P	4-10			V5011E1245	2-20
SLF3	12-2	U430B	9-3, 9-4, 9-7, 9-8, 9-9, 9-10, 9-15, 9-17	V5011R1000	2-22, 13-10
SMARTDRIVE-USBC	4-8			V5011R1018	2-22, 13-10
ST12-4-A	9-15, 9-17			V5011R1026	2-22, 13-10
ST12-4-AK	9-15, 9-17	V		V5011R1034	2-22, 13-10
ST12-4-GK	9-15, 9-17			V5011R1042	2-22, 13-10
ST12-5-A	9-15, 9-17	V5004SA3265	2-61	V5011R1059	2-22, 13-10
STA12	9-15, 9-17	V5004TF1050	2-59	V5011R1067	2-22, 13-10
STB+TR	10-6	V5004TF1065	2-59	V5011R1075	2-22, 13-10
STB+TW	10-8	V5004TF1080	2-59	V5011R1083	2-22, 13-10
STB1	10-3	V5004TF1100	2-59	V5011R1091	2-22, 13-10
STB2080	10-3	V5004TF1125	2-59	V5011S1005	2-22
STB70130	10-3	V5004TF1150	2-59	V5011S1013	2-22
STG12-100	10-3, 10-4	V5004TF1200HF	2-59	V5011S1021	2-22
STW+TR	10-7	V5004TF1200LF	2-59	V5011S1039	2-22
STW1	10-5	V5004TF1250HF	2-59	V5011S1047	2-22
STW2080	10-4	V5004TF1250LF	2-59	V5011S1054	2-22
STW70130	10-4	V5004TY10150150	2-59	V5011S1062	2-22
SW2	1-20, 1-22	V5004TY10150600	2-59	V5011S1070	2-22
SWF62	12-2	V5004TY10150780	2-59	V5011S1088	2-22
SWF62L	12-2	V5004TY10201000	2-59	V5011S1096	2-22
		V5004TY10201500	2-59	V5013E1063	2-8
		V5004TY10202200	2-59	V5013E1071	2-8
		V5004TY10202700	2-59	V5013E1089	2-8
T		V5004TY10251500	2-59	V5013E1097	2-8
		V5004TY10252200	2-59	V5013E1105	2-8
T4NST	10-3, 10-5	V5004TY10252700	2-59	V5013E1113	2-8
T5NST	10-6, 10-7, 10-8	V5004TY10322700	2-59	V5013E1121	2-8
T6120A1005	10-9	V5004TY10323000	2-59	V5013R1032	2-10, 13-10, 13-11

Index of products

Type	Page	Type	Page	Type	Page
V5013R1040	2-10, 13-10, 13-11	V5049A2043	2-18	V5329C1059	2-2, 13-11
V5013R1057	2-10, 13-10, 13-11	V5050A1090	2-4	V5329C1067	2-2, 13-11
V5013R1065	2-10, 13-10, 13-11	V5050A1108	2-4	V5329C1075	2-2, 13-11
V5013R1073	2-10, 13-10, 13-11	V5050A1116	2-4	V5329C1083	2-2, 13-11
V5013R1081	2-10, 13-10, 13-11	V5050A1124	2-6, 13-12	V5421B1009	3-12
V5013R1099	2-10, 13-10, 13-11	V5050A1132	2-6, 13-12	V5421B1017	3-12
V5015A1151	2-2, 13-11	V5050A1140	2-6, 13-12	V5421B1025	3-12
V5015A1169	2-2, 13-11	V5050A1157	2-6, 13-12	V5421B1033	3-12
V5015A1177	2-2, 13-11	V5050A1165	2-6, 13-12	V5421B1041	3-12
V5016A1010	2-14, 13-10, 13-12	V5050A1173	2-6, 13-12	V5421B1058	3-12
V5016A1028	2-14, 13-12	V5050A1181	2-6, 13-12	V5421B1066	3-12
V5016A1036	2-14, 13-10, 13-12	V5050A1199	2-6, 13-12	V5421B1074	3-12
V5016A1044	2-14, 13-12	V5050A1207	2-6, 13-12	V5421B1082	3-12
V5016A1051	2-14, 13-10, 13-12	V5050A1215	2-6, 13-12	V5421B1090	3-12
V5016A1069	2-14, 13-10, 13-12	V5050B1064	2-4	V5422E1001	3-13
V5016A1077	2-14, 13-10, 13-12	V5050B1072	2-4	V5422E1019	3-13
V5016A1085	2-14, 13-10, 13-12	V5050B1080	2-4	V5422L1006	3-13
V5016A1093	2-14, 13-10, 13-12	V5078B1005	2-32	V5822A1006	2-48
V5016A1101	2-14, 13-10, 13-12	V5078B1013	2-32	V5822A1014	2-48
V5016A1119	2-14, 13-10, 13-12	V5078B1021	2-32	V5822A1022	2-48
V5016A1127	2-14, 13-10, 13-12	V5078B1039	2-32	V5822A1030	2-48
V5016A1135	2-14, 13-10	V5078B1047	2-32	V5822A1048	2-48
V5016A1143	2-14, 13-10	V5078B1054	2-32	V5822A1055	2-48
V5016A1150	2-14	V5328A1005	2-12	V5822A1063	2-48
V5016A1168	2-14	V5328A1013	2-12	V5822A1071	2-48
V5025A1019	2-16, 13-11	V5328A1021	2-12	V5822A4000	2-48
V5025A1027	2-16, 13-11	V5328A1039	2-12	V5822A4018	2-48
V5025A1035	2-16, 13-11	V5328A1047	2-12	V5823A2003	2-34
V5025A1043	2-16, 13-11	V5328A1054	2-12	V5823A2011	2-34
V5025A1050	2-16, 13-11	V5328A1062	2-12	V5823A2029	2-34
V5025A1068	2-16, 13-11	V5328A1070	2-12	V5823A2037	2-34
V5025A1076	2-16, 13-11	V5328A1088	2-12	V5823A2045	2-34
V5025A1084	2-16, 13-11	V5328A1096	2-12	V5823A2052	2-34
V5025A1092	2-16, 13-11	V5328A1104	2-12	V5823A2060	2-34
V5025A1100	2-16, 13-11	V5328A1112	2-12	V5823A2151	2-34
V5025A1118	2-16, 13-11	V5328A1138	2-12	V5823A2169	2-34
V5025A1126	2-16, 13-11	V5328A1146	2-12	V5823A4009	2-34
V5025A1134	2-16, 13-11	V5328A1153	2-12	V5823A4017	2-34
V5025A1142	2-16, 13-11	V5328A1195	2-12, 13-11	V5823C2009	2-36
V5025A1159	2-16, 13-11	V5328A1203	2-12, 13-11	V5823C2017	2-36
V5025A1167	2-16, 13-11	V5328A1211	2-12, 13-11	V5823C2025	2-36
V5049A1425	2-18	V5329A1004	2-4, 13-11	V5823C2033	2-36
V5049A1433	2-18	V5329A1012	2-4, 13-11	V5823C2041	2-36
V5049A1441	2-18	V5329A1020	2-4, 13-11	V5823C2058	2-36
V5049A1458	2-18	V5329A1038	2-4, 13-11	V5823C2066	2-36
V5049A1508	2-18	V5329A1046	2-4, 13-11	V5823C2157	2-36
V5049A1565	2-18	V5329A1053	2-4, 13-12	V5823C2165	2-36
V5049A1573	2-18	V5329A1061	2-4, 13-12	V5823C4005	2-36
V5049A1581	2-18	V5329A1079	2-4, 13-12	V5823C4013	2-36
V5049A1599	2-18	V5329A1087	2-4, 13-12	V5825B1001	2-54, 13-8
V5049A1607	2-18	V5329C1000	2-2	V5825B1019	2-54, 13-8
V5049A1615	2-18	V5329C1018	2-2	V5825B1027	2-54, 13-8
V5049A1623	2-18	V5329C1026	2-2	V5825B1035	2-54, 13-8
V5049A2027	2-18	V5329C1034	2-2, 13-11	V5825B1043	2-54, 13-8
V5049A2035	2-18	V5329C1042	2-2, 13-11	V5825B1050	2-54, 13-8


Index of products

Type	Page	Type	Page	Type	Page
V5825B1068	2-54, 13-8	VBG2-20-8.6	3-4	VF10-5B65NW	5-3
V5825B1076	2-54, 13-8	VBG2-25-10	3-4	VF20-1B54NW	5-3, 13-3
V5825B1084	2-54, 13-8	VBG2-25-16	3-4	VF20-1B65NW	5-3, 13-3
V5832A1004	2-50, 13-7	VBG2-25-25	3-4	VF20-3B54NW	5-3, 13-2, 13-3
V5832A1012	2-50, 13-7	VBG2-25-6.3	3-4	VF20-3B65NW	5-3, 13-2
V5832A1020	2-50, 13-7	VBG2-32-16	3-4	VF20-5B54NW	5-3, 13-3
V5832A1038	2-50, 13-7	VBG2-32-25	3-4	VF20-5B65NW	5-3
V5832A1046	2-50, 13-7	VBG2-40-25	3-4	VFF00-220P65	5-9
V5832A1053	2-50, 13-7	VBG2-40-40	3-4	VFF00-300P65	5-9
V5832A1061	2-50, 13-7	VBG2-50-40	3-4	VFF00-75P65	5-9
V5832A1079	2-50, 13-7	VBG2-50-63	3-4	VFF01-220P65	5-13
V5832A4008	2-50	VBG3-15-0.63	3-2	VFF01-300P65	5-13
V5832A4016	2-50	VBG3-15-1.6	3-2	VFF01-75P65	5-13
V5832B2075	2-52, 13-7, 13-8	VBG3-15-1	3-2	VFF10-220P65	5-4
V5832B2083	2-52, 13-7, 13-8	VBG3-15-2.5	3-2	VFF10-300P65	5-4
V5832B2091	2-52, 13-7, 13-8	VBG3-15-4	3-2	VFF10-75P65	5-4
V5832B2109	2-52, 13-7, 13-8	VBG3-15-6.3	3-2	VFF20-220P65	5-4
V5832B2117	2-52, 13-7, 13-8	VBG3-20-4	3-2	VFF20-300P65	5-4
V5833A1003	2-38, 13-7, 13-17, 13-18	VBG3-20-6.3	3-2	VFF20-75P65	5-4
V5833A1011	2-38, 13-7	VBG3-20-8.6	3-2	VF-SPRING	5-5, 5-10, 5-13
V5833A1029	2-38, 13-7, 13-17, 13-18	VBG3-25-10	3-2	VM242A0101	2-57
V5833A1037	2-38, 13-7, 13-17, 13-18	VBG3-25-16	3-2	VMS2	1-17
V5833A1045	2-38, 13-7, 13-17, 13-18	VBG3-25-6.3	3-2	VMU1	1-17
V5833A1052	2-38, 13-7, 13-17, 13-18	VBG3-32-16	3-2	VS2600C001	2-57
V5833A1060	2-38, 13-7	VBG3-32-25	3-2	VSMC-215-0.16	2-44
V5833A2076	2-42, 13-7, 13-8	VBG3-40-25	3-2	VSMC-215-0.25	2-44
V5833A2084	2-42, 13-7, 13-8	VBG3-40-40	3-2	VSMC-215-0.4	2-44
V5833A2092	2-42, 13-7, 13-8	VBG3-50-40	3-2	VSMC-215-0.63	2-44
V5833A2100	2-42, 13-7, 13-8	VBG3-50-63	3-2	VSMC-215-1.0	2-44
V5833A2118	2-42, 13-7, 13-8	VBG6-063GI-15	3-7	VSMC-215-1.6	2-44
V5833A3009	2-38	VBG6-063GI-20	3-7	VSMC-215-2.5	2-44
V5833A3017	2-38	VBG6-063ZA	3-7	VSMC-220-4.0	2-44
V5833A4007	2-38	VBG6-091SOS	3-7	VSMC-225-6.3P	2-44
V5833A4015	2-38	VBG6-15	3-6	VSMC-225-8.0P	2-44
V5833C1009	2-40, 13-7	VBG6-20	3-6	VSMC-315-0.25	2-24
V5833C1017	2-40, 13-7	VBG6-20HF	3-6	VSMC-315-0.4	2-24
V5833C1025	2-40, 13-7	VCO2	3-12	VSMC-315-0.63	2-24
V5833C1033	2-40, 13-7	VCU-SET	3-12	VSMC-315-1.0	2-24
V5833C1041	2-40, 13-7	VF00-1B54NW	5-8, 13-2, 13-3	VSMC-315-1.6	2-24
V5833C1058	2-40	VF00-1B65NW	5-8, 13-3	VSMC-315-2.5	2-24
V5833C1066	2-40, 13-7	VF00-3B54NW	5-8, 13-2, 13-3	VSMC-320-2.5	2-24
V5833C1140	2-40	VF00-3B65NW	5-8	VSMC-320-4.0	2-24
V5833C1152	2-40	VF00-5B54NW	5-8	VSMC-325-6.3P	2-24
V5833C4003	2-40	VF00-5B65NW	5-8	VSMC-325-8.0P	2-24
V5833C4011	2-40	VF01-1B54NW	5-12	VSMC-415-0.4	2-28
VBG2-15-0.25	3-4	VF01-1B65NW	5-12	VSMC-415-0.63	2-28
VBG2-15-0.4	3-4	VF01-3B54NW	5-12	VSMC-415-1.0	2-28
VBG2-15-0.63	3-4	VF01-3B65NW	5-12	VSMC-415-1.6	2-28
VBG2-15-1.6	3-4	VF01-5B54NW	5-12	VSMC-415-2.5	2-28
VBG2-15-1	3-4	VF01-5B65NW	5-12	VSMC-420-2.5	2-28
VBG2-15-2.5	3-4	VF10-1B54NW	5-3, 13-3	VSMC-420-4.0	2-28
VBG2-15-4	3-4	VF10-1B65NW	5-3	VSMC-425-6.3P	2-28
VBG2-15-6.3	3-4	VF10-3B54NW	5-3, 13-2	VSMC-425-8.0P	2-28
VBG2-20-4	3-4	VF10-3B65NW	5-3	VSMF-215-0.16	2-46
VBG2-20-6.3	3-4	VF10-5B54NW	5-3	VSMF-215-0.25	2-46

Index of products

Type	Page	Type	Page	Type	Page
VSMF-215-0.4	2-46	VSOC-225-5.5P	2-44	VSOF-425-5.5P	2-30
VSMF-215-0.63	2-46	VSOC-315-1.0	2-24		
VSMF-215-1.0	2-46	VSOC-315-1.6	2-24		
VSMF-215-1.6	2-46	VSOC-315-2.5	2-24		
VSMF-215-2.5	2-46	VSOC-320-2.5	2-24		
VSMF-220-2.5	2-46	VSOC-320-4.0	2-24	W	
VSMF-220-4.0	2-46	VSOC-325-4.0P	2-24		
VSMF-225-6.3P	2-46	VSOC-325-5.5P	2-24	WB150	5-3, 5-5, 5-8, 5-10, 5-12, 5-13, 5-15
VSMF-225-8.0P	2-46	VSOC-415-1.0	2-28	WB300	5-3, 5-5, 5-8, 5-10, 5-12, 5-13, 5-15
VSMF-315-0.25	2-26	VSOC-415-1.6	2-28	WB50	5-3, 5-5, 5-8, 5-10, 5-12, 5-13
VSMF-315-0.4	2-26	VSOC-415-2.5	2-28	WLP1	10-9
VSMF-315-0.63	2-26	VSOC-420-2.5	2-28	WS150	5-3, 5-5, 5-8, 5-10, 5-12, 5-13, 5-15
VSMF-315-1.0	2-26	VSOC-420-4.0	2-28	WS300	5-3, 5-5, 5-8, 5-10, 5-12, 5-13, 5-15
VSMF-315-1.6	2-26	VSOC-425-4.0P	2-28	WS50	5-3, 5-5, 5-8, 5-10, 5-12, 5-13
VSMF-315-2.5	2-26	VSOC-425-5.5P	2-28		
VSMF-320-2.5	2-26	VSOF-215-1.0	2-46	Z	
VSMF-320-4.0	2-26	VSOF-215-1.6	2-46		
VSMF-325-6.3P	2-26	VSOF-215-2.5	2-46	ZR125FA	3-11, 13-14
VSMF-325-8.0P	2-26	VSOF-220-2.5	2-46	ZR150FA	3-11, 13-14
VSMF-415-0.25	2-30	VSOF-220-4.0	2-46	ZR200FA	3-11, 13-14
VSMF-415-0.4	2-30	VSOF-225-4.0P	2-46	ZR32FA	3-11, 13-14
VSMF-415-0.63	2-30	VSOF-225-5.5P	2-46	ZR32MA	3-11, 13-14
VSMF-415-1.0	2-30	VSOF-315-1.0	2-26	ZR40FA	3-11, 13-14
VSMF-415-1.6	2-30	VSOF-315-1.6	2-26	ZR40MA	3-11, 13-14
VSMF-415-2.5	2-30	VSOF-315-2.5	2-26	ZR50FA	3-11, 13-14
VSMF-420-2.5	2-30	VSOF-320-2.5	2-26	ZR65FA	3-11, 13-14
VSMF-420-4.0	2-30	VSOF-320-4.0	2-26	ZR80FA	3-11, 13-14
VSMF-425-6.3P	2-30	VSOF-325-4.0P	2-26		
VSMF-425-8.0P	2-30	VSOF-325-5.5P	2-26		
VSOC-215-1.0	2-44	VSOF-415-1.0	2-30		
VSOC-215-1.6	2-44	VSOF-415-1.6	2-30		
VSOC-215-2.5	2-44	VSOF-415-2.5	2-30		
VSOC-220-2.5	2-44	VSOF-420-2.5	2-30		
VSOC-220-4.0	2-44	VSOF-420-4.0	2-30		
VSOC-225-4.0P	2-44	VSOF-425-4.0P	2-30		

Large linear actuators, stroke 20/38mm	1-2
Small linear actuators, stroke 2,5/6,5mm	1-6
LON linear actuators	1-13
Modutrol actuators	1-14
Rotary valve actuators	1-16
Damper actuators	1-19



Large linear actuators, stroke 20/38mm

1

Actuator 3-pt, 20 mm 600 N, ML6420/ML6425



Electrical actuator floating control, for valve series: V5011, V5013, V5016A, V5025, V5049, V5050, V5328, V5329.

Protection class	IP54
Position indication	scale plate
Position feedback	optional
End switches	optional
Stem force	600 N
Control input signal	3-pt
Stroke	20 mm
Additional description	For ML6425-models: approved according DIN EN 14597 (up to 130 °C) in combination with V5016A/V5025A/V5328A/V5049A.



20 mm; 600 N

Supply voltage	Power loss action	Manual operation	Runtime min	Spring return	Type
24 Vac	-	•	1.0	-	ML6420A3007
24 Vac	-	-	1.0	-	ML6420A3072
24 Vac	-	•	0.5	-	ML6420A3023
230 Vac	-	•	1.0	-	ML6420A3015
230 Vac	-	•	0.5	-	ML6420A3031

20 mm; 600 N, Spring return

Supply voltage	Power loss action	Manual operation	Runtime min	Spring return	Type
24 Vac	stem extends	-	1.8	•	ML6425A3006
24 Vac	stem retracts	-	1.8	•	ML6425B3005
230 Vac	stem extends	-	1.8	•	ML6425A3014
230 Vac	stem retracts	-	1.8	•	ML6425B3021



Accessories

Dual end switches SPDT, adjustable (250 V~, 10 A)	43191680-005
Feedback potentiometer 10 kohm, operating range	43191679-011
Feedback potentiometer 220 ohm operating range	43191679-012

High temperature kits for:

V5011R/S, V5013R/E; V5328A/V5329A DN15..32	43196000-001
V5016A/V5025A/V5050A DN15..80; V5049A DN15..65; V5095A DN20..80; V5328A/V5329A DN40..80	43196000-002

Large linear actuators, stroke 20/38mm

Actuator 0/2..10V, 20 mm 600 N, ML7420/ML7425



Electrical actuator modulating control, for valve series: V5011, V5013, V5016A, V5025, V5049, V5050, V5328, V5329.

Protection class	IP54
Position indication	scale plate
Stem position at control signal loss	adjustable
End switches	optional
Supply voltage	24 Vac
Stem force	600 N
Stroke	20 mm
Additional description	The control action is reversible. For ML7425-models: approved according DIN EN 14597 (up to 130 °C) in combination with V5016A/V5025A/V5328A/V5049A.

20 mm; 600 N

Control input signal	Power loss action	Manual operation	Runtime min	Spring return	Position feedback	Type
0/2..10V-	-	•	1.0	-	2..10V-	ML7420A6009
2..10V-	-	-	1.0	-	-	ML7420A6025
0/2..10V-	-	•	0.5	-	2..10V-	ML7420A6017

20 mm; 600 N, Spring return



Control input signal	Power loss action	Manual operation	Runtime min	Spring return	Position feedback	Type
0/2..10V-	stem extends	-	1.8	•	2..10V-	ML7425A6008
0/2..10V-	stem retracts	-	1.8	•	2..10V-	ML7425B6007

Accessories

Auxiliary switch (250 V~, 10 A)	43191680-205
---------------------------------	---------------------

High temperature kits for:

V5011R/S, V5013R/E; V5328A/V5329A DN15..32	43196000-001
V5016A/V5025A/V5050A DN15..80; V5049A DN15..65; V5095A DN20..80; V5328A/V5329A DN40..80	43196000-002

Large linear actuators, stroke 20/38mm

1

Actuator 3-pt, 20/38 mm 1800 N, ML6421



Electrical actuator floating control, for valve series: V5011, V5013, V5015, V5016, V5025, V5049, V5050, V5328, V5329.

Protection class	IP54
Position indication	scale plate on the yoke
End switches	optional
Stem force	1800 N
Control input signal	3-pt
Manual operation	yes

20 mm; 1800 N

Supply voltage	Stroke mm	Runtime min	Position feedback	Type
24 Vac	20	1.9	optional	ML6421A3005
230 Vac	20	1.9	-	ML6421A3013

38 mm; 1800 N

Supply voltage	Stroke mm	Runtime min	Position feedback	Type
24 Vac	38	3.5	optional	ML6421B3004
230 Vac	38	3.5	-	ML6421B3012

Accessories

Dual end switches SPDT, adjustable (250 V~, 10 A)	43191680-002
Single feedback potentiometer 220/135 ohm operating range, for 20 mm models	43191679-001
Single feedback potentiometer 10 kohm operating range, for 20 mm models	43191679-007
Single feedback potentiometer 220/135 ohm operating range, for 38 mm models	43191679-002
Single feedback potentiometer 10 kohm operating range, for 38 mm models	43191679-008

High temperature kits for:

V5011R/S, V5013R/E; V5328A/V5329A DN15..32	43196000-001
V5016A/V5025A/V5050A DN15..80; V5049A DN15..65; V5095A DN20..80; V5328A/V5329A DN40..80	43196000-002
V5015A/V5016A/V5025A/V5049A/V5050A/B/V5328A 38 mm	43196000-038

Large linear actuators, stroke 20/38mm

Actuator 0/2..10V, 20/38 mm 1800 N, ML7421



Electrical actuator modulating control, for valve series: V5011, V5013, V5015, V5016, V5025, V5049, V5050, V5328, V5329.

Protection class	IP54
Position indication	scale plate
Stem position at control signal loss	selectable: closed, half open, open
Position feedback	2..10V=
End switches	optional
Supply voltage	24 Vac
Stem force	1800 N
Control input signal	0/2..10V=; 0/4..20mA
Manual operation	yes

20 mm; 1800 N

Stroke mm	Runtime min	Type
20	1.9	ML7421A3004

38 mm; 1800 N

Stroke mm	Runtime min	Type
38	3.5	ML7421B3003

Accessories

Dual end switches SPDT, adjustable (250 V~, 10 A)	43191680-002
---	---------------------

High temperature kits for:

V5011R/S, V5013R/E; V5328A/V5329A DN15..32	43196000-001
V5016A/V5025A/V5050A DN15..80; V5049A DN15..65; V5095A DN20..80; V5328A/V5329A DN40..80	43196000-002
V5015A/V5016A/V5025A/V5049A/V5050A/B/V5328A 38 mm	43196000-038

Small linear actuators, stroke 2,5/6,5mm

1

Actuator thermoelectric for zone control 2,5/6,5 mm 90 N, Smart-T



Electrical actuator on/off control, and PWM control.

Protection class	IP44
Position indication	with red indicator
End switch function/ capacity	SPST, capacity 5(3) A; contact closes at power on
Stem force	90 N
Control input signal	2-pt
Additional description	<p>Actuator supplied with mounting clip (MT-CLIP) and M30 x 1,5 adapter (MT-ADAPT-HW).</p> <ul style="list-style-type: none"> • Other adapters on request. • Other cable length, or special connectors, on request. • Effective stroke for valves 2,5/6,5 mm; maximum stroke 4/8 mm. • Fits to closing dimension 11,5 +/- 0,3 mm

2,5 mm; 90 N

Supply voltage	Power loss action	Stroke mm	End switches	Runtime min	Initial current A	Cable length m	Type
24 Vac/dc	stem retracts	2.5	-	4	0.2	1	MT4-024-NO
24 Vac/dc	stem retracts	2.5	-	4	0.2	2.5	MT4-024-NO-2.5M
24 Vac/dc	stem retracts	2.5	1	4	0.2	1	MT4-024S-NO
24 Vac/dc	stem extends	2.5	-	4	0.2	1	MT4-024-NC
24 Vac/dc	stem extends	2.5	-	4	0.2	2.5	MT4-024-NC-2.5M
24 Vac/dc	stem extends	2.5	1	4	0.2	1	MT4-024S-NC
230 Vac	stem retracts	2.5	-	4	0.4	1	MT4-230-NO
230 Vac	stem retracts	2.5	-	4	0.4	2.5	MT4-230-NO-2.5M
230 Vac	stem retracts	2.5	1	4	0.4	1	MT4-230S-NO
230 Vac	stem extends	2.5	-	4	0.4	1	MT4-230-NC
230 Vac	stem extends	2.5	-	4	0.4	2.5	MT4-230-NC-2.5M
230 Vac	stem extends	2.5	1	4	0.4	1	MT4-230S-NC

6,5 mm; 90 N



Supply voltage	Power loss action	Stroke mm	End switches	Runtime min	Initial current A	Cable length m	Type
24 Vac/dc	stem retracts	6.5	-	6	0.2	1	MT8-024-NO
24 Vac/dc	stem retracts	6.5	-	6	0.2	2.5	MT8-024-NO-2.5M
24 Vac/dc	stem retracts	6.5	1	6	0.2	1	MT8-024S-NO
24 Vac/dc	stem extends	6.5	-	6	0.2	1	MT8-024-NC
24 Vac/dc	stem extends	6.5	-	6	0.2	2.5	MT8-024-NC-2.5M
24 Vac/dc	stem extends	6.5	1	6	0.2	1	MT8-024S-NC
230 Vac	stem retracts	6.5	-	6.5	0.4	1	MT8-230-NO
230 Vac	stem retracts	6.5	-	6.5	0.4	2.5	MT8-230-NO-2.5M
230 Vac	stem retracts	6.5	1	6.5	0.4	1	MT8-230S-NO
230 Vac	stem extends	6.5	-	6.5	0.4	1	MT8-230-NC
230 Vac	stem extends	6.5	-	6.5	0.4	2.5	MT8-230-NC-2.5M
230 Vac	stem extends	6.5	1	6.5	0.4	1	MT8-230S-NC

Small linear actuators, stroke 2,5/6,5mm

Accessories

Extra mounting clips; 10 units	MT-CLIP
--------------------------------	----------------

Plug-in cable (not for models with end switch)

Cable 2,5 meter; 10 units	MT-CABLE-2.5M
Cable 5 meter; 10 units	MT-CABLE-5M
Cable 10 meter; 10 units	MT-CABLE-10M

Adapters

Extra mounting adapters M30 x 1,5; 10 units	MT-ADAPT-HW
Mounting adapter for Herz/Polytherm valves; 10 units	MT-ADAPT-HP
Mounting adapter for Velta -Compact Manifold	HCA1VEL

Actuator thermoelectric for zone control 2,5 mm 100 N, M4410C/L



Electrical actuator on/off control.

Protection class	IP54
Position indication	with red indicator
End switch function/capacity	SPST, capacity 5(3) A; contact closes at power on
Stem force	100 N
Control input signal	2-pt
Stroke	2.5 mm
Runtime	4 min
Cable length	1 m
Additional description	<ul style="list-style-type: none"> • Actuator supplied with M30 x 1,5 valve adapter (VA80); other adapters on request. • Effective stroke for Honeywell valves 2,5 mm; maximum stroke 5 mm. • Fits to closing dimension 11,5 +/- 0,3 mm.

2,5 mm; 100 N

Supply voltage	Power loss action	End switches	Initial current mA	Type
24 Vac/dc	stem retracts	-	0.3	M4410C4000
24 Vac/dc	stem extends	-	0.3	M4410C4500
24 Vac/dc	stem extends	1	0.3	M4410C4540
230 Vac	stem retracts	-	0.5	M4410L4000
230 Vac	stem extends	-	0.5	M4410L4500
230 Vac	stem extends	1	0.5	M4410L4540

Small linear actuators, stroke 2,5/6,5mm

1

Actuator thermoelectric 0..10V for radiator/terminal units, 2,5 mm 100 N, M4410



Electrical actuator for (radiator) valves with connection size M30 x 1,5. The actuator is supplied with the M44-VA10 adapter (closing dimension 11,5 mm). This suits the following valves:

- V58xxA4, V58xxC4, VSO
- V300, V2000
- V2464, V2474

A separate adapter can be ordered (M44-VA50). With this adapter the actuator fits to the valves with closing dimension 10,5 mm.

Protection class	IP54
Stem force	100 N
Control input signal	0..10V=
Stroke	2.5 mm
Power loss action	stem extends
Runtime	75 s
Cable length	optional: 1, 3, 5 m
Required materials	check accessories
Additional description	Effective stroke for Honeywell valves 2,5 mm; maximum stroke 4 mm.

2,5 mm; 100 N

	Type
Supply voltage	
24 Vac	M4410E1510
24 Vdc	M4410K1515

Required Cable (old cable of MT010 actuators can also be used)

Cable with plug, 1 meter, 3 x 0,22 mm ² (1 piece)	M44-MOD-1M/U
Cable with plug, 1 meter, 3 x 0,22 mm ² (10 pieces)	M44-MOD-1M
Cable with plug, 3 meter, 3 x 0,22 mm ² (10 pieces)	M44-MOD-3M
Cable with plug, 5 meter, 3 x 0,22 mm ² (10 pieces)	M44-MOD-5M
Non-halogen cable with plug, 1 meter, 3 x 0,22 mm ² (1 piece)	M44-MOD-1MH/U
Non-halogen cable with plug, 1 meter, 3 x 0,22 mm ² (10 pieces)	M44-MOD-1MH
Non-halogen cable with plug, 3 meter, 3 x 0,22 mm ² (10 pieces)	M44-MOD-3MH
Non-halogen cable with plug, 5 meter, 3 x 0,22 mm ² (10 pieces)	M44-MOD-5MH

Valve Adapters M30 x 1,5

Valve adapter with closing dimension 11,5mm (10 pieces)	M44-VA10
Valve adapter with closing dimension 10,5mm (10 pieces)	M44-VA50

Small linear actuators, stroke 2,5/6,5mm

Actuator 3-pt for terminal unit/radiator, 2,5 mm 90 N, M7410A



Electrical actuator floating control, for valve series: V135, V136, V58..A4, V58..C4, VSO.

Protection class	IP43
Position indication	with red indicator
Supply voltage	24 Vac
Stem force	90 N
Control input signal	3-pt
Stroke	2.5 mm
Runtime	57 s
Additional description	Manual operation with valve cap.

2,5 mm; 90 N

	Cable length m	Type
	0.9	M7410A1001
	3	M7410A1001-3M
	5	M7410A1001-5M
	10	M7410A1001-10M

Accessories

Adapter for Danfoss RA2000	IRA-AD
----------------------------	--------

Fast motoric actuator for terminal unit/radiator, 6,5 mm 90 N, M5410



Electrical actuator on/off control, for valve series VS, V58.. DN15/20 and V100/V2000 TRV-series.

Protection class	IP54
Stem force	90 N
Control input signal	2-pt
Stroke	6.5 mm
Power loss action	stem retracts
Runtime	3,6/16 s
Cable length	1.5 m
Additional description	Manual operation with valve cap.

6,5 mm; 90 N

Supply voltage	Type
24 Vac/dc	M5410C1001
230 Vac	M5410L1001

Small linear actuators, stroke 2,5/6,5mm

1

Actuator 3-pt for zone control, 6,5 mm 180/300 N, M6410/M7410



Electrical actuator floating control.

Protection class	IP43/IP42
Position indication	with red indicator
End switch function/ capacity	SPDT; capacity 1 A inductive, 5 A resistive
Control input signal	3-pt
Stroke	6.5 mm
Runtime	150 s
Additional description	For M7410-models, the valve cap can be used for manual adjustment. For models with 2 end switches, the 2 nd switch is adjustable.

6,5 mm; 180 N; for valve series: V5078B, V5822A, V5823A/C, V5832A, V5833A/C, VSM

Stem force N	Supply voltage	Manual operation	End switches	Cable length m	Type
180	24 Vac	-	-	1.5	M7410C1007
180	24 Vac	-	-	3	M7410C1007-3M
180	24 Vac	-	-	5	M7410C1007-5M
180	24 Vac	-	-	10	M7410C1007-10M
180	24 Vac	•	-	1.5	M6410C2023
180	24 Vac	•	2	1.5	M6410C4029
180	230 Vac	•	-	1.5	M6410L2023
180	230 Vac	•	2	1.5	M6410L4029

6,5 mm; 300 N; for valve series: V5825B, V5832B2, V5833A2

Stem force N	Supply voltage	Manual operation	End switches	Cable length m	Type
300	24 Vac	-	-	1.5	M7410C1015
300	24 Vac	-	-	5	M7410C1015-5M
300	24 Vac	•	-	1.5	M6410C2031
300	24 Vac	•	2	1.5	M6410C4037
300	230 Vac	•	-	1.5	M6410L2031
300	230 Vac	•	2	1.5	M6410L4037

Accessories

Adapter for valve series V5077B/V5078B	0903403
--	----------------

Small linear actuators, stroke 2,5/6,5mm

Actuator 0/2..10V for zone control, 90/180/300 N, M7410E



Electrical actuator modulating control.

Protection class	IP42
Position indication	with red indicator
End switch function/ capacity	SPDT, capacity 1A inductive, 5A resistive
Supply voltage	24 Vac
Control input signal	0/2..10V=
Additional description	The control action is reversible. For M7410E1..-models, the valve cap can be used for manual adjustment. For models with 2 end switches, the 2 nd switch is adjustable.

2,7 mm; 90 N; for valve series V5004TY. 2,5 mm; 90 N; for valve series V5822A, V5823A/C, V5832A, V5833A/C, VSO and TRV V20/V30

Stem force N	Stroke mm	Manual operation	End switches	Runtime s	Cable length m	Type
90	2.5	-	-	70	1.5	M7410E5001
90	2.5	-	-	70	3	M7410E5001-3M
90	2.5	-	-	70	5	M7410E5001-5M
90	2.5	-	-	70	10	M7410E5001-10M

6,5 mm; 180 N; for valve series: V5078B, V5822A, V5823A/C, V5832A, V5833A/C, VSM



Stem force N	Stroke mm	Manual operation	End switches	Runtime s	Cable length m	Type
180	6.5	-	-	150	1.5	M7410E1002
180	6.5	-	-	150	10	M7410E1002-10M
180	6.5	•	-	150	1.5	M7410E2026
180	6.5	•	2	150	1.5	M7410E4022

6,5 mm; 300 N; for valve series: V5825B, V5832B2, V5833A2

Stem force N	Stroke mm	Manual operation	End switches	Runtime s	Cable length m	Type
300	6.5	-	-	150	1.5	M7410E1028
300	6.5	•	-	150	1.5	M7410E2034
300	6.5	•	2	150	1.5	M7410E4030

Accessories

Adapter for valve series V5077B/V5078B	0903403
--	----------------

Small linear actuators, stroke 2,5/6,5mm

1

Actuator 0/2..10V for district heating, DHWS, 6,5 mm 400 N, ML7430/ML7435



Electrical actuator modulating control, for valve series: V5825B. Also suitable for V5832B/V5833A-series (DN25..40).

Protection class	IP54
Supply voltage	24 Vac
Stem force	400 N
Control input signal	0/2..10V=
Stroke	6.5 mm
Additional description	For ML7435E1004: approved according DIN EN 14597 in combination with V5825B.

6,5 mm; 400 N

Power loss action	Manual operation	Runtime s	Spring return	Type
-	•	15	-	ML7430E1005
stem retracts	-	60	•	ML7435E1004

Actuator 3-pt for district heating, DHWS, spring return, 6,5 mm 400 N, ML6435



Electrical actuator floating control, for valve series: V5825B. Also suitable for V5832B/V5833A-series (DN25..40)

Protection class	IP54
Stem force	400 N
Control input signal	3-pt
Stroke	6.5 mm
Power loss action	stem retracts
Runtime	60 s
Spring return	yes
Additional description	Approved according DIN EN 14597 in combination with V5825B.

6,5 mm; 400 N

Supply voltage	Type
24 Vac	ML6435B1008
230 Vac	ML6435B1016

LON linear actuators

LON actuator for radiator/zone control, 2,5/6,5 mm 90/180/300 N, M7410G



Electrical actuator with LON input signal.

Protection class	IP42
Position indication	with red indicator
LonMark(R) profile	input SNVT percent 0-100%
Transceiver type	FTT 10A
Supply voltage	24 Vac
Control input signal	LON
Cable length	1.5 m
Additional description	Contact input available for override function fully open or closed. Manual operation with valve cap. Configurable parameters for direct/reverse acting. LED-indication for servicing.

2,5 mm; 90 N; for valve series: V100 (thermostatic valves), V58..A4, V58..C4, VSO

Stem force N	Stroke mm	Runtime s	Type
90	2.5	53	M7410G1008

6,5 mm; 180 N; for valve series: V5078B, V5822A, V5823A/C, V5832A, V5833A/C, VSM

Stem force N	Stroke mm	Runtime s	Type
180	6.5	150	M7410G1016

6,5 mm; 300 N; for valve series: V5825B, V5832B2, V5833A2

Stem force N	Stroke mm	Runtime s	Type
300	6.5	150	M7410G1024

Modutrol actuators

1

Modutrol IV servo motors



Modutrol IV Motors are spring return and non-spring return motors used to control dampers and valves.

- M62xx models are three-wire floating control motors for use with controllers that provide a switched spdt or floating output and have an internal electrically isolated feedback potentiometer that provides indication of the motor shaft position.
- M72xx models accept a current or voltage signal from an electronic controller to position the motor shaft to any point between open and closed.
- M91xx and M94xx models use a 1350ohm modulating proportional signal to position the motor shaft to any point between open and closed.

Modutrol IV motors are used for damper and valve control in industrial burner applications and air handling installations.



Approvals

- CE, UL, FM, CSA, EAC

Protection class

IP44

- Weather protection kit is available as accessory to upgrade to IP54

Ambient temperature

-40 ... 66 °C

Maximum humidity

85 %rh

Features

- Screw terminals are standard.
- Adapter bracket for matching shaft height of older motors (ModIII) is available.
- Most models have field adjustable stroke (90 to 160).
- Die-cast aluminium housing.
- Two adjustable internal SPDT auxiliary switches are factory mounted.
- Dual shaft ends for normally open or normally closed valve or damper application. Both shaft ends offer the same torque rating.

Input voltage

- Default: 24 Vac
- Via optional built-in transformer: 24/120/230 Vac
- Line frequency: 50/60 Hz

Shaft mounting

9.5mm (3/8") square for all models on both ends

End switches

2

Function

Normally Closed

Additional description

- Modutrol motor timings are independant of line frequency.
- Torque ratings for dual-ended shaft motors are the sum of the shaft torques (power-end torque plus auxiliary-end torque).
- Breakaway torque is the maximum torque available to overcome occasional large loads such as a seized damper or valve. The breakaway torque is 1.5x the normal rated torque.
- Other models than listed in this catalogue are available outside Europe. Most models can be replaced by the available European models.

3-point control non-spring return (M62x4)

Supply voltage	Power consumption W	Input signal	Angle of rotation °	Comment	Runtime s	Torque Nm	Position feedback	Note	Model	Type
24 Vac	14	SPDT	Adj. 90..160	Factory set at 90	Var. 15..27	8.5	10kohm	Linear feedback	Series 2	M6274F1009-F/U
24 Vac	13	SPDT	Adj. 90..160	Factory set at 90	Var. 30..53	17	10kohm	Linear feedback	Series 2	M6284F1078-F/U
24 Vac	11	SPDT	Adj. 90..160	Factory set at 160	Var. 120..214	34	10kohm	Linear feedback	Series 2	M6294F1009-F/U
24 Vac	14	SPDT	Adj. 90..160	Factory set at 90	Var. 60..107	34	10kohm	Linear feedback	Series 2	M6294F1017-F/U

Modutrol actuators

3-point control spring return (M62x5)

Supply voltage	Power consumption W	Input signal	Angle of rotation °	Comment	Runtime s	Torque Nm	Position feedback	Note	Model	Type
24 Vac	23	SPDT	Adj. 90 .. 160	Factory set at 160	Var. 30 .. 53	6.8	10kohm	Linear feedback	Series 2	M6285F1001-F/U

Analogue input control non-spring return (M72x4)

Supply voltage	Power consumption W	Input signal	Angle of rotation °	Comment	Runtime s	Torque Nm	Position feedback	Model	Type
24 Vac	14	4-20 mA	Adj. 90 .. 160	Factory set at 90	Var. 15 .. 27	8.5	-	Series 2	M7274Q1009/U
24/120/230 Vac	13	4-20 mA	Fixed 90		Fixed 30	17	-	Series 2	M7284Q1082/U
24 Vac	13	2-10 Vdc	Adj. 90 .. 160	Factory set at 160	Var. 30 .. 53	17	-	Series 2	M7284Q1098/U
24 Vac	13	4-20 mA	Adj. 90 .. 160	Factory set at 90	Var. 30 .. 53	17	-	Series 2	M7284Q1106/U
24 Vac	14	4-20 mA	Adj. 90 .. 160	Factory set at 90	Var. 60 .. 107	34	-	Series 2	M7294Q1015/U

Analogue input control spring return (M72x5)

Supply voltage	Power consumption W	Input signal	Angle of rotation °	Comment	Runtime s	Torque Nm	Position feedback	Model	Type
24 Vac	23	4-20 mA	Adj. 90 .. 160	Factory set at 90	Var. 30 .. 53	6.8	-	Series 2	M7285Q1024/U
24 Vac	23	2-10 Vdc	Adj. 90 .. 160	Factory set at 160	Var. 30 .. 53	6.8	-	Series 2	M7285Q1032/U

Potentiometer control non-spring return (M9xx4)

Supply voltage	Power consumption W	Input signal	Angle of rotation °	Comment	Runtime s	Torque Nm	Position feedback	Model	Type
24 Vac	12	0-150 Ohm	Adj. 90 .. 160	Factory set at 160	Var. 30 .. 53	8.5	-	Series 3	M9174F1001/U
24 Vac	14	0-150 Ohm	Adj. 90 .. 160	Factory set at 90	Var. 30 .. 53	17	-	Series 3	M9184F1034/U

Potentiometer control spring return (M9xx5)

Supply voltage	Power consumption W	Input signal	Angle of rotation °	Comment	Runtime s	Torque Nm	Position feedback	Model	Type
24 Vac	24	0-150 Ohm	Adj. 90 .. 160	Factory set at 160	Var. 30 .. 53	6.8	-	Series 3	M9185F1002/U

Accessories



Replacement dual internal auxiliary switch kit	220736B/U
Adapter bracket to adjust shaft height when replacing old ModII or ModIII motors.	220738A/U
Adjustable cranc arm kit	221455A/U
Weatherproofing kit. Protects motor from driving rain when mounted in any position	4074ERU/U
Internal multi tap transformer for use on 120 or 230Vac voltage or to provide galvanic insulation. 24/120/230V to 24V.	50017460-001/U
Cranc arm assembly short	7617ADW/U
Cranc arm assembly long	7616BR/U
Single auxiliary 135Ohm potentiometer. Can be used as feedback potentiometer or to control slave M9xxx motors.	Q181A1007/U
Damper linkage. Includes mounting bracket, damper arm, motor crankarm, and 2 ball joints	Q605A1070/U
Adapter to convert M9xxx motors to analogue input version. Note: control accuracy <5%. For improved control accuracy, use M7xxx motor.	Q7230A1005/U

Rotary valve actuators

1

Rotary Actuator, MVN



Electrical actuator for VBG control ball valves, DN15-DN32. Actuator can easily be clicked on valve - no tool required.

Protection class	IP40
Position indication	scale plate
Torque	3 Nm
Angle of rotation	90 °
Manual operation	yes
Cable length	1.5 m

Floating control

Supply voltage	Control input signal	Runtime s	Type
24 Vac	2/3-pt	108	MVN613A1500
24 Vac/dc	2/3-pt	30	MVN643A1500
230 Vac	2/3-pt	108	MVN663A1500

Modulating control. Control action reversible.



Supply voltage	Control input signal	Runtime s	Type
24 Vac/dc	0/2..10V±	90	MVN713A1500

Accessories

Replacement screw terminal block, pluggable	MVNAT3/B
---	-----------------

Rotary Actuator, MR6



Electrical actuator for VBG6 6-way ball valve, DN15-20. Actuator can easily mounted with a single screw.

Protection class	IP44
Position indication	scale plate
Torque	8 Nm
Angle of rotation	90 °
Manual operation	yes
Cable length	1 m
Supply voltage	24 Vac
Runtime	75 s

Control input signal	Position feedback	Type
2-pt	-	MR6-24-2POS
0/2..10V±; 0/4..20mA	0..10V±	MR6-24-010

Rotary valve actuators

Compact Line Rotary Actuator



Electrical actuator for valve series V5433A/G, V5442A/G.

Protection class	IP44
End switch function/capacity	SPST; capacity 1A inductive, 3 A resistive
Torque	7 Nm
Control input signal	3-pt
Angle of rotation	90 °
Manual operation	yes
Runtime	100 s
Cable length	1.5 m
Additional description	Manual operation by declutch of gear.

Supply voltage	End switches	Type
24 Vac	-	M6063A1003
24 Vac	2	M6063A4007
230 Vac	-	M6063L1009
230 Vac	2	M6063L4003

Standard Line Rotary Actuator



Electrical actuator for valve series VBG (DN40..DN50)

Protection class	IP54
Position indication	reversible scale plate
Angle of rotation	90 °
Manual operation	yes
Additional description	Manual operation by declutch of gear.

Floating control

Torque Nm	Supply voltage	Control input signal	Runtime min	Position feedback	End switches	Type
10	24 Vac	3-pt	1.5	-	optional	M6061A1013
20	24 Vac	3-pt	1.6	-	optional	M6061A1021
30	24 Vac	3-pt	2.3	-	optional	M6061A1039
40	24 Vac	3-pt	3.5	-	optional	M6061A1047
10	230 Vac	3-pt	1.5	-	optional	M6061L1019
20	230 Vac	3-pt	1.6	-	optional	M6061L1027
30	230 Vac	3-pt	2.3	optional	optional	M6061L1035
40	230 Vac	3-pt	3.5	-	optional	M6061L1043

Modulating control

Torque Nm	Supply voltage	Control input signal	Runtime min	Position feedback	End switches	Type
10	24 Vac/dc	0/2...10V=	1.5	optional	-	M7061E1012
20	24 Vac/dc	0/2...10V=	3.0	optional	-	M7061E1020



Accessories for floating control motors

Auxiliary switch package	VMS2
--------------------------	-------------

Accessories for modulating control motors

Feedbacksignal of position 0..10 V	VMU1
------------------------------------	-------------

Rotary valve actuators

1

Actuator for V5421B1090



Protection class	IP54
Supply voltage	230 Vac
Control input signal	3-pt
Built in rotation limiter	no
Manual operation	yes
End switches	optional
Runtime	150 s
Torque	40 Nm

	Type
	M6422L1003

Optional accessories

End switch	AS2
------------	------------

Damper and VBG Ball Valve actuator 3Nm, springreturn MS7103 MS7503



Direct-coupled actuator with self-centering shaft adapter. Actuators are used within heating, ventilating, and air-conditioning(HVAC) systems. They can drive a variety of quarterturn, final control elements requiring spring return fail-safe operation. Actuators can also be used with VBG2 and VBG3 Ball valves (up to DN32). Mounting kit 5112-11/U to be used.

Protection class	IP54 in most orientations
End switch function/ capacity	models with 2 SPST switches 125VAC, 1A; fixed setting 10° and 80°
Shaft mounting	for round shafts 9..16 mm; square shafts 6..13 mm
Spring return	yes
Required materials	check accessories
Supply voltage	24 Vac/dc
Control input signal	2..10V=
Manual operation	no
Runtime	90 s
Spring return timing	25 s
Torque	3 Nm
Damper area	0.6 m ²
Additional description	<ul style="list-style-type: none"> • Fast testing mode (30 sec drive time) • Operation from -40°C to 65°C • Optional orientable conduit

Modulating

Position feedback	Wiring connection	Type
-	Conduit	MS7103A1021/U
-	Non conduit	MS7103K1022/U
2..10V=	Conduit	MS7103A2021/U
2..10V=	Non conduit	MS7103K2022/U

Accessories

Mounting kit for VBG2/3 Ball Valves up to DN32	5112-11/U
--	------------------

Damper actuators

Damper actuator 5/10 Nm, SmartAct



Direct coupled actuators for air dampers, ventilation flaps, louvers and VAV-units.

- Protection class** IP54
- End switch function/capacity** SPDT switch 230 V, 5(3) A for models with end switch
- Shaft mounting** for round shafts 8..16 mm; square shafts 6..13 mm
- Built in rotation limiter** yes
- Manual operation** yes
- Additional description**
 - Removable wiring box, with cable gland M20x1,5 1/2" NPT.
 - Rotation direction selectable by switch.
 - Adjustable mechanical end limits included.

For damper area of 1 square meter

Supply voltage	Control input signal	End switches	Position feedback	Runtime s	Torque Nm	Damper area m ²	Type
24 Vac/dc	2/3-pt	-	-	110	5	1	N0524
24 Vac/dc	2/3-pt	2	-	110	5	1	N0524-SW2
230 Vac	2-pt	-	-	max 110	5	1	N05230-2POS
24 Vac/dc	0/2..10V=;2/3-pt	-	0/2..10V=	90/110	5	1	N05010
24 Vac/dc	0/2..10V=;2/3-pt	2	0/2..10V=	90/110	5	1	N05010-SW2

For damper area of 2 square meters



Supply voltage	Control input signal	End switches	Position feedback	Runtime s	Torque Nm	Damper area m ²	Type
24 Vac/dc	2/3-pt	-	-	110	10	2	N1024
24 Vac/dc	2/3-pt	2	-	110	10	2	N1024-SW2
230 Vac	2-pt	-	-	max 140	10	2	N10230-2POS
24 Vac/dc	0/2..10V=;2/3-pt	-	0/2..10V=	90/110	10	2	N10010
24 Vac/dc	0/2..10V=;2/3-pt	2	0/2..10V=	90/110	10	2	N10010-SW2

Damper actuators

1

Damper actuator 20/34 Nm, SmartAct



Direct-coupled actuator with self-centering shaft adapter.
For air dampers, air handlers, ventilation flaps, louvers and VAV-units.

Protection class	IP54
Position indication	rotational angle scales 0..90°, 90..0°
End switch function/ capacity	SPDT switch 230V, 5 (3) A for models with end switch
Shaft mounting	for round shafts 10..27 mm; square shafts 10..18 mm
Manual operation	yes
Additional description	<ul style="list-style-type: none"> • Rotation direction selectable by switch • When power is removed, the actuator remains in position • Removable wiring box, with cable gland M20x1,5 1/2" NPT • Actuator supplied with complete package mounting parts • For modulating control models: Control input signal can be voltage or current • For modulating control models: Autoadapt dipswitch. With this function the full span of the control input signal will be used for the applicable angle or rotation

For damper area of 4 square meters

Supply voltage	Control input signal	Built in rotation limiter	End switches	Position feedback	Runtime	Torque	Damper area	Type
					s	Nm	m ²	
24 Vac	2/3-pt	•	optional	-	110	20	4	N2024
24 Vac	2/3-pt	•	2	-	110	20	4	N2024-SW2
230 Vac	2/3-pt	•	optional	-	110	20	4	N20230
230 Vac	2/3-pt	•	2	-	110	20	4	N20230-SW2
24 Vac/dc	0/2..10V=	•	optional	0/2..10V=	95	20	4	N20010
24 Vac/dc	0/2..10V=	•	2	0/2..10V=	95	20	4	N20010-SW2

For damper area of 6 square meters

Supply voltage	Control input signal	Built in rotation limiter	End switches	Position feedback	Runtime	Torque	Damper area	Type
					s	Nm	m ²	
24 Vac	2/3-pt	-	optional	-	110	34	6	N3424
230 Vac	2/3-pt	-	optional	-	110	34	6	N34230
24 Vac/dc	0/2..10V=	-	optional	0/2..10V=	95	34	6	N34010

Optional accessories

End switch kit, with 2 SPDT freely adjustable end-switches	SW2
--	------------

Damper actuators

Damper actuator 3/5 Nm, SmartAct springreturn



Direct-coupled actuator with self-centering shaft adapter. For the operation of quarter-turn air dampers in safety related applications requiring springreturn fail-safe operation (e.g. frost protection).

Protection class	IP54
Position indication	rotational angle scales 0..90°, 90..0°
End switch function/capacity	models with 1 SPDT switch 250 V, 8 (5) A; adjustable setting between 0° and 95°
Shaft mounting	for round shafts 9..16 mm; square shafts 6..13 mm
Spring return	yes
Manual operation	no
Spring return timing	25 s
Additional description	<ul style="list-style-type: none"> • Rotation direction selectable by flipping the actuator 180° around its vertical axis. • Actuator supplied with complete package mounting parts. • Removable wiring box, without cable gland (M20x1,5). • Durable plastic housing with built-in mechanical end-limits.

Supply voltage	Control input signal	End switches	Position feedback	Runtime s	Torque Nm	Damper area m ²	Type
24 Vac/dc	2-pt	-	-	45	3	0.6	S0324-2POS
24 Vac/dc	2-pt	1	-	45	3	0.6	S0324-2POS-SW1
230 Vac	2-pt	-	-	45	3	0.6	S03230-2POS
230 Vac	2-pt	1	-	45	3	0.6	S03230-2POS-SW1
24 Vac/dc	0/2..10V=;3-pt	-	0..10V=	90	3	0.6	S03010
24 Vac/dc	0/2..10V=;3-pt	1	0..10V=	90	3	0.6	S03010-SW1

Supply voltage	Control input signal	End switches	Position feedback	Runtime s	Torque Nm	Damper area m ²	Type
24 Vac/dc	2-pt	-	-	45	5	1	S0524-2POS
24 Vac/dc	2-pt	1	-	45	5	1	S0524-2POS-SW1
230 Vac	2-pt	-	-	45	5	1	S05230-2POS
230 Vac	2-pt	1	-	45	5	1	S05230-2POS-SW1
24 Vac/dc	0/2..10V=;3-pt	-	0..10V=	90	5	1	S05010
24 Vac/dc	0/2..10V=;3-pt	1	0..10V=	90	5	1	S05010-SW1

Damper actuators

1

Damper actuator 10/20 Nm, SmartAct springreturn



Direct-coupled actuator with self-centering shaft adapter.

For the operation of quarter-turn air dampers in safety related applications requiring springreturn fail-safe operation (e.g. frost protection).

Protection class	IP54
Position indication	rotational angle scales 0..90°, 90..0°
End switch function/capacity	models with 2 SPDT switches 250 V, 3 (1,5) A; fixed setting at 7° and 85°
Shaft mounting	for round shafts 10..27 mm; square shafts 13..19 mm
Spring return	yes
Manual operation	yes
Spring return timing	20 s
Additional description	<ul style="list-style-type: none"> • Rotation direction selectable by flipping the actuator 180° around its vertical axis. • Actuator supplied with complete package mounting parts. • Autoadapt dipswitch. With this function the full span of the control input signal will be used for the applicable angle or rotation. • Removable wiring box, without cable gland (M16x1,5). • Actuator can be locked and manually wound.

Supply voltage	Control input signal	End switches	Position feedback	Runtime	Torque	Damper area	Type
				s	Nm	m ²	
24 Vac/dc	2-pt	optional	-	45	10	1.5	S1024-2POS
24 Vac/dc	2-pt	2	-	45	10	1.5	S1024-2POS-SW2
230 Vac	2-pt	optional	-	45	10	1.5	S10230-2POS
230 Vac	2-pt	2	-	45	10	1.5	S10230-2POS-SW2
24 Vac/dc	0/2..10V=;3-pt	optional	0..10V=	90	10	1.5	S10010
24 Vac/dc	0/2..10V=;3-pt	2	0..10V=	90	10	1.5	S10010-SW2

Supply voltage	Control input signal	End switches	Position feedback	Runtime	Torque	Damper area	Type
				s	Nm	m ²	
24 Vac/dc	2-pt	optional	-	45	20	4.6	S2024-2POS
24 Vac/dc	2-pt	2	-	45	20	4.6	S2024-2POS-SW2
230 Vac	2-pt	optional	-	45	20	4.6	S20230-2POS
230 Vac	2-pt	2	-	45	20	4.6	S20230-2POS-SW2
24 Vac/dc	0/2..10V=;3-pt	optional	0..10V=	90	20	4.6	S20010
24 Vac/dc	0/2..10V=;3-pt	2	0..10V=	90	20	4.6	S20010-SW2

Optional accessories

End switch kit, with 2 SPDT freely adjustable end-switches	SW2
--	------------

Damper actuators

Damper and VBG Ball Valve actuator 3Nm, springreturn MS7103 MS7503



Direct-coupled actuator with self-centering shaft adapter. Actuators are used within heating, ventilating, and air-conditioning(HVAC) systems. They can drive a variety of quarterturn, final control elements requiring spring return fail-safe operation. Actuators can also be used with VBG2 and VBG3 Ball valves (up to DN32). Mounting kit 5112-11/U to be used.

Protection class	IP54 in most orientations
End switch function/capacity	models with 2 SPST switches 125VAC, 1A; fixed setting 10° and 80°
Shaft mounting	for round shafts 9..16 mm; square shafts 6..13 mm
Spring return	yes
Required materials	check accessories
Supply voltage	24 Vac/dc
Control input signal	2..10V=
Manual operation	no
Runtime	90 s
Spring return timing	25 s
Torque	3 Nm
Damper area	0.6 m ²
Additional description	<ul style="list-style-type: none"> • Fast testing mode (30 sec drive time) • Operation from -40°C to 65°C • Optional orientable conduit

Modulating

Position feedback	Wiring connection	Type
-	Conduit	MS7103A1021/U
-	Non conduit	MS7103K1022/U
2..10V=	Conduit	MS7103A2021/U
2..10V=	Non conduit	MS7103K2022/U

Accessories

Mounting kit for VBG2/3 Ball Valves up to DN32	5112-11/U
--	------------------

Valves linear

Page

3-way linear valves, stroke 20/38mm	2-2
2-way linear valves, stroke 20/38mm	2-12
3-way linear valves, stroke 2,5/6,5mm	2-24
2-way linear valves, stroke 2,5/6,5mm	2-44
2-way pressure independent balancing and control valve	2-56



3-way linear valves, stroke 20/38mm

Three-way control valve PN6, flanged connections DN15-150, V5329C/V5015A

For heating and air conditioning in closed circuit systems; hot/cold water quality VDI2035, greenhouses.



Valve series	V5329C/V5015
Valve type	3-way mixing
Medium type	water
Materials	body cast iron GG25, trim stainless steel
Action to open	stem down
Pressure rating	PN6
Port connection	flanges ISO7005
Flow char.	mod.equal%

20 mm

DN size	Kvs value	Close off pressure with 600N motor	Close off pressure with 1800N motor	Stroke	Media temp.	Type
mm		kPa	kPa	mm	°C	
15	2.5	600	-	20	2...170	V5329C1000
15	4	600	-	20	2...170	V5329C1018
20	6.3	600	-	20	2...170	V5329C1026
25	10	600	-	20	2...170	V5329C1034
32	16	600	-	20	2...170	V5329C1042
40	25	480	600	20	2...170	V5329C1059
50	40	260	600	20	2...170	V5329C1067
65	63	160	600	20	2...170	V5329C1075
80	100	100	400	20	2...170	V5329C1083

38 mm

DN size	Kvs value	Close off pressure with 600N motor	Close off pressure with 1800N motor	Stroke	Media temp.	Type
mm		kPa	kPa	mm	°C	
100	140	-	150	38	2...120	V5015A1151
125	220	-	120	38	2...120	V5015A1169
150	310	-	80	38	2...120	V5015A1177

3-way linear valves, stroke 20/38mm

Actuators	Control input signal	Supply voltage	Power loss action	Manual operation	End switches	Runtime min	Spring return	Position feedback	Type
20 mm; 600 N	0/2..10V=	24 Vac	-	•	optional	0.5	-	2..10V=	ML7420A6017
	0/2..10V=	24 Vac	-	•	optional	1.0	-	2..10V=	ML7420A6009
	0/2..10V=	24 Vac	A-AB open	-	optional	1.8	•	2..10V=	ML7425A6008
	0/2..10V=	24 Vac	A-AB closed	-	optional	1.8	•	2..10V=	ML7425B6007
	2..10V=	24 Vac	-	-	optional	1.0	-	-	ML7420A6025
	3-pt	24 Vac	-	-	optional	1.0	-	optional	ML6420A3072
	3-pt	24 Vac	-	•	optional	0.5	-	optional	ML6420A3023
	3-pt	24 Vac	-	•	optional	1.0	-	optional	ML6420A3007
	3-pt	24 Vac	A-AB open	-	optional	1.8	•	optional	ML6425A3006
	3-pt	24 Vac	A-AB closed	-	optional	1.8	•	optional	ML6425B3005
	3-pt	230 Vac	-	•	optional	0.5	-	optional	ML6420A3031
	3-pt	230 Vac	-	•	optional	1.0	-	optional	ML6420A3015
	3-pt	230 Vac	A-AB open	-	optional	1.8	•	optional	ML6425A3014
	3-pt	230 Vac	A-AB closed	-	optional	1.8	•	optional	ML6425B3021
20 mm; 1800 N	0/2..10V=; 0/4..20mA	24 Vac	-	•	optional	1.9	-	2..10V=	ML7421A3004
	3-pt	24 Vac	-	•	optional	1.9	-	optional	ML6421A3005
	3-pt	230 Vac	-	•	optional	1.9	-	-	ML6421A3013
38 mm; 1800 N	0/2..10V=; 0/4..20mA	24 Vac	-	•	optional	3.5	-	2..10V=	ML7421B3003
	3-pt	24 Vac	-	•	optional	3.5	-	optional	ML6421B3004
	3-pt	230 Vac	-	•	optional	3.5	-	-	ML6421B3012

3-way linear valves, stroke 20/38mm

Three-way control valve PN16, flanged connections DN 15-150, V5329A/V5050A,B

For heating and air conditioning in closed circuit systems; hot/cold water quality VDI2035, greenhouses.

Valve series	V5329A/V5050
Medium type	water
Materials	body cast iron GG25, trim stainless steel
Action to open	stem down
Pressure rating	PN16
Port connection	flanges ISO7005



20 mm

Valve type	DN size mm	Kvs value	Close off pressure with 600N motor kPa	Close off pressure with 1800N motor kPa	Stroke mm	Media temp. °C	Flow char.	Type
3-way mixing	15	2.5	1000	-	20	2 ... 170	mod.equal%	V5329A1004
3-way mixing	15	4	1000	-	20	2 ... 170	mod.equal%	V5329A1012
3-way mixing	20	6.3	1000	-	20	2 ... 170	mod.equal%	V5329A1020
3-way mixing	25	10	1000	-	20	2 ... 170	mod.equal%	V5329A1038
3-way mixing	32	16	790	1000	20	2 ... 170	mod.equal%	V5329A1046
3-way mixing	40	25	480	1000	20	2 ... 170	mod.equal%	V5329A1053
3-way mixing	50	40	260	1000	20	2 ... 170	mod.equal%	V5329A1061
3-way mixing	65	63	160	650	20	2 ... 170	mod.equal%	V5329A1079
3-way mixing	80	100	100	400	20	2 ... 170	mod.equal%	V5329A1087

38 mm, mixing

Valve type	DN size mm	Kvs value	Close off pressure with 600N motor kPa	Close off pressure with 1800N motor kPa	Stroke mm	Media temp. °C	Flow char.	Type
3-way mixing	100	160	-	230	38	2 ... 220	linear	V5050A1090
3-way mixing	125	250	-	90	38	2 ... 220	linear	V5050A1108
3-way mixing	150	360	-	90	38	2 ... 220	linear	V5050A1116

38 mm, diverting, action to open AB-A: stem up

Valve type	DN size mm	Kvs value	Close off pressure with 600N motor kPa	Close off pressure with 1800N motor kPa	Stroke mm	Media temp. °C	Flow char.	Type
3-way diverting	100	160	-	230	38	2 ... 220	linear	V5050B1064
3-way diverting	125	250	-	90	38	2 ... 220	linear	V5050B1072
3-way diverting	150	360	-	90	38	2 ... 220	linear	V5050B1080

3-way linear valves, stroke 20/38mm

Actuators	Control input signal	Supply voltage	Power loss action	Manual operation	End switches	Runtime min	Spring return	Position feedback	Type
20 mm; 600 N	0/2..10V=	24 Vac	-	•	optional	0.5	-	2..10V=	ML7420A6017
	0/2..10V=	24 Vac	-	•	optional	1.0	-	2..10V=	ML7420A6009
	0/2..10V=	24 Vac	A-AB open	-	optional	1.8	•	2..10V=	ML7425A6008
	0/2..10V=	24 Vac	A-AB closed	-	optional	1.8	•	2..10V=	ML7425B6007
	2..10V=	24 Vac	-	-	optional	1.0	-	-	ML7420A6025
	3-pt	24 Vac	-	-	optional	1.0	-	optional	ML6420A3072
	3-pt	24 Vac	-	•	optional	0.5	-	optional	ML6420A3023
	3-pt	24 Vac	-	•	optional	1.0	-	optional	ML6420A3007
	3-pt	24 Vac	A-AB open	-	optional	1.8	•	optional	ML6425A3006
	3-pt	24 Vac	A-AB closed	-	optional	1.8	•	optional	ML6425B3005
	3-pt	230 Vac	-	•	optional	0.5	-	optional	ML6420A3031
	3-pt	230 Vac	-	•	optional	1.0	-	optional	ML6420A3015
	3-pt	230 Vac	A-AB open	-	optional	1.8	•	optional	ML6425A3014
	3-pt	230 Vac	A-AB closed	-	optional	1.8	•	optional	ML6425B3021
	20 mm; 1800 N	0/2..10V=; 0/4..20mA	24 Vac	-	•	optional	1.9	-	2..10V=
3-pt		24 Vac	-	•	optional	1.9	-	optional	ML6421A3005
3-pt		230 Vac	-	•	optional	1.9	-	-	ML6421A3013
38 mm; 1800 N	0/2..10V=; 0/4..20mA	24 Vac	-	•	optional	3.5	-	2..10V=	ML7421B3003
	3-pt	24 Vac	-	•	optional	3.5	-	optional	ML6421B3004
	3-pt	230 Vac	-	•	optional	3.5	-	-	ML6421B3012

3-way linear valves, stroke 20/38mm

Three-way control valve PN25/40, flanged connections DN15-100, V5050A,B

For closed circuit heating systems, hot water quality VDI2035.



Valve series	V5050
Medium type	water
Materials	body cast steel GS-C25, trim stainless steel
Action to open	stem down
Media temp.	2 ... 220 °C
Pressure rating	PN25/40
Port connection	flanges ISO7005
Flow char.	linear
Valve type	3-way mixing

20 mm

DN size	Kvs value	Close off pressure with 600N motor	Close off pressure with 1800N motor	Stroke	Type
mm		kPa	kPa	mm	
15	2.5	1000	2500	20	V5050A1124
15	4	1000	2500	20	V5050A1132
20	6.3	1000	2500	20	V5050A1140
25	10	1000	2500	20	V5050A1157
32	16	600	2000	20	V5050A1165
40	25	350	1300	20	V5050A1173
50	40	200	750	20	V5050A1181
65	63	120	500	20	V5050A1199
80	100	50	230	20	V5050A1207

38 mm, mixing

DN size	Kvs value	Close off pressure with 600N motor	Close off pressure with 1800N motor	Stroke	Type
mm		kPa	kPa	mm	
100	160	-	230	38	V5050A1215

3-way linear valves, stroke 20/38mm

Actuators	Control input signal	Supply voltage	Power loss action	Manual operation	End switches	Runtime min	Spring return	Position feedback	Type
20 mm; 600 N	0/2..10V=	24 Vac	-	•	optional	0.5	-	2..10V=	ML7420A6017
	0/2..10V=	24 Vac	-	•	optional	1.0	-	2..10V=	ML7420A6009
	0/2..10V=	24 Vac	A-AB open	-	optional	1.8	•	2..10V=	ML7425A6008
	0/2..10V=	24 Vac	A-AB closed	-	optional	1.8	•	2..10V=	ML7425B6007
	2..10V=	24 Vac	-	-	optional	1.0	-	-	ML7420A6025
	3-pt	24 Vac	-	-	optional	1.0	-	optional	ML6420A3072
	3-pt	24 Vac	-	•	optional	0.5	-	optional	ML6420A3023
	3-pt	24 Vac	-	•	optional	1.0	-	optional	ML6420A3007
	3-pt	24 Vac	A-AB open	-	optional	1.8	•	optional	ML6425A3006
	3-pt	24 Vac	A-AB closed	-	optional	1.8	•	optional	ML6425B3005
	3-pt	230 Vac	-	•	optional	0.5	-	optional	ML6420A3031
	3-pt	230 Vac	-	•	optional	1.0	-	optional	ML6420A3015
	3-pt	230 Vac	A-AB open	-	optional	1.8	•	optional	ML6425A3014
	3-pt	230 Vac	A-AB closed	-	optional	1.8	•	optional	ML6425B3021
	20 mm; 1800 N	0/2..10V=; 0/4..20mA	24 Vac	-	•	optional	1.9	-	2..10V=
3-pt		24 Vac	-	•	optional	1.9	-	optional	ML6421A3005
3-pt		230 Vac	-	•	optional	1.9	-	-	ML6421A3013
38 mm; 1800 N	0/2..10V=; 0/4..20mA	24 Vac	-	•	optional	3.5	-	2..10V=	ML7421B3003
	3-pt	24 Vac	-	•	optional	3.5	-	optional	ML6421B3004
	3-pt	230 Vac	-	•	optional	3.5	-	-	ML6421B3012

3-way linear valves, stroke 20/38mm

Three-way control valve PN16, flat sealing DN15-50, V5013E



For heating, ventilating and air conditioning, open circuits; hot/cold water quality VDI2035.

Valve series	V5013E
Valve type	3-way mixing
Medium type	water
Materials	body brass, stem stainless steel, plug brass
Action to open	stem down
Stroke	20 mm
Media temp.	2 ... 170 °C
Pressure rating	PN16
Port connection	ext. thread flat sealing
Flow char.	mod.equal%

20 mm

DN size	Connection diameter	Kvs value	Close off pressure with 600N motor	Close off pressure with 1800N motor	Type
mm	in.		kPa	kPa	
15	G1 1/8	2.5	1600	-	V5013E1063
15	G1 1/8	4	1600	-	V5013E1071
20	G1 1/4	6.3	1600	-	V5013E1089
25	G1 1/2	10	1000	1600	V5013E1097
32	G2	16	700	1600	V5013E1105
40	G2 1/4	25	460	1500	V5013E1113
50	G2 3/4	40	260	850	V5013E1121

Accessories

Internal threaded fitting for DN15 valve, pipe size Rp1/2"	AC-15TF
Internal threaded fitting for DN20 valve, pipe size Rp3/4"	AC-20TF
Internal threaded fitting for DN25 valve, pipe size Rp1"	AC-25TF
Internal threaded fitting for DN32 valve, pipe size Rp1 1/4"	AC-32TF
Internal threaded fitting for DN40 valve, pipe size Rp1 1/2"	AC-40TF
Internal threaded fitting for DN50 valve, pipe size Rp2"	AC-50TF

3-way linear valves, stroke 20/38mm

Actuators	Control input signal	Supply voltage	Power loss action	Manual operation	End switches	Runtime min	Spring return	Position feedback	Type
20 mm; 600 N	0/2..10V=	24 Vac	-	•	optional	0.5	-	2..10V=	ML7420A6017
	0/2..10V=	24 Vac	-	•	optional	1.0	-	2..10V=	ML7420A6009
	0/2..10V=	24 Vac	A-AB open	-	optional	1.8	•	2..10V=	ML7425A6008
	0/2..10V=	24 Vac	A-AB closed	-	optional	1.8	•	2..10V=	ML7425B6007
	2..10V=	24 Vac	-	-	optional	1.0	-	-	ML7420A6025
	3-pt	24 Vac	-	-	optional	1.0	-	optional	ML6420A3072
	3-pt	24 Vac	-	•	optional	0.5	-	optional	ML6420A3023
	3-pt	24 Vac	-	•	optional	1.0	-	optional	ML6420A3007
	3-pt	24 Vac	A-AB open	-	optional	1.8	•	optional	ML6425A3006
	3-pt	24 Vac	A-AB closed	-	optional	1.8	•	optional	ML6425B3005
	3-pt	230 Vac	-	•	optional	0.5	-	optional	ML6420A3031
	3-pt	230 Vac	-	•	optional	1.0	-	optional	ML6420A3015
	3-pt	230 Vac	A-AB open	-	optional	1.8	•	optional	ML6425A3014
	3-pt	230 Vac	A-AB closed	-	optional	1.8	•	optional	ML6425B3021
	20 mm; 1800 N	0/2..10V=; 0/4..20mA	24 Vac	-	•	optional	1.9	-	2..10V=
3-pt		24 Vac	-	•	optional	1.9	-	optional	ML6421A3005
3-pt		230 Vac	-	•	optional	1.9	-	-	ML6421A3013

3-way linear valves, stroke 20/38mm

Three-way control valve PN16, threaded connections DN15-50, V5013R

For heating, ventilating and air conditioning, open circuits; hot/cold water quality VDI2035.

Valve series	V5013R
Valve type	3-way mixing
Medium type	water
Materials	body brass, stem stainless steel, plug brass
Action to open	stem down
Stroke	20 mm
Media temp.	2 ... 170 °C
Pressure rating	PN16
Port connection	internal threads ISO228
Flow char.	mod.equal%



20 mm

DN size	Kvs value	Close off pressure with 600N motor	Close off pressure with 1800N motor	Type
mm		kPa	kPa	
15	2.5	1600	-	V5013R1032
15	4	1600	-	V5013R1040
20	6.3	1600	-	V5013R1057
25	10	1000	1600	V5013R1065
32	16	700	1600	V5013R1073
40	25	460	1500	V5013R1081
50	40	260	850	V5013R1099

3-way linear valves, stroke 20/38mm

Actuators	Control input signal	Supply voltage	Power loss action	Manual operation	End switches	Runtime min	Spring return	Position feedback	Type
20 mm; 600 N	0/2..10V=	24 Vac	-	•	optional	0.5	-	2..10V=	ML7420A6017
	0/2..10V=	24 Vac	-	•	optional	1.0	-	2..10V=	ML7420A6009
	0/2..10V=	24 Vac	A-AB open	-	optional	1.8	•	2..10V=	ML7425A6008
	0/2..10V=	24 Vac	A-AB closed	-	optional	1.8	•	2..10V=	ML7425B6007
	2..10V=	24 Vac	-	-	optional	1.0	-	-	ML7420A6025
	3-pt	24 Vac	-	-	optional	1.0	-	optional	ML6420A3072
	3-pt	24 Vac	-	•	optional	0.5	-	optional	ML6420A3023
	3-pt	24 Vac	-	•	optional	1.0	-	optional	ML6420A3007
	3-pt	24 Vac	A-AB open	-	optional	1.8	•	optional	ML6425A3006
	3-pt	24 Vac	A-AB closed	-	optional	1.8	•	optional	ML6425B3005
	3-pt	230 Vac	-	•	optional	0.5	-	optional	ML6420A3031
	3-pt	230 Vac	-	•	optional	1.0	-	optional	ML6420A3015
	3-pt	230 Vac	A-AB open	-	optional	1.8	•	optional	ML6425A3014
	3-pt	230 Vac	A-AB closed	-	optional	1.8	•	optional	ML6425B3021
	20 mm; 1800 N	0/2..10V=; 0/4..20mA	24 Vac	-	•	optional	1.9	-	2..10V=
3-pt		24 Vac	-	•	optional	1.9	-	optional	ML6421A3005
3-pt		230 Vac	-	•	optional	1.9	-	-	ML6421A3013

2-way linear valves, stroke 20/38mm

Two-way control valve PN16, flanged connections DN15-150, V5328A

For heating and air conditioning in closed circuit systems; hot/cold water quality VDI2035.



Valve series	V5328A
Valve type	2-way
Medium type	steam (water)
Materials	body cast iron GG25, trim stainless steel
Action to open	stem up
Pressure rating	PN16
Port connection	flanges ISO7005
Flow char.	mod.equal%
Additional description	Models DN15..50 approved according DIN EN 14597 (up to 130 °C), with motors ML6425A, ML7425A.

20 mm

DN size	Kvs value	Close off pressure with 600N motor	Close off pressure with 1800N motor	Stroke	Media temp.	Type
mm		kPa	kPa	mm	°C	
15	0.25	1600	-	20	2...170	V5328A1138
15	0.4	1600	-	20	2...170	V5328A1146
15	0.63	1600	-	20	2...170	V5328A1153
15	1	1600	-	20	2...170	V5328A1005
15	1.6	1600	-	20	2...170	V5328A1013
15	2.5	1000	1600	20	2...170	V5328A1021
15	4	1000	1600	20	2...170	V5328A1039
20	4	1000	1600	20	2...170	V5328A1047
20	6.3	1000	1600	20	2...170	V5328A1054
25	10	1000	1600	20	2...170	V5328A1062
32	16	600	1600	20	2...170	V5328A1070
40	25	350	1300	20	2...170	V5328A1088
50	40	200	750	20	2...170	V5328A1096
65	63	120	470	20	2...170	V5328A1104
80	100	50	230	20	2...170	V5328A1112

38 mm

DN size	Kvs value	Close off pressure with 600N motor	Close off pressure with 1800N motor	Stroke	Media temp.	Type
mm		kPa	kPa	mm	°C	
100	160	-	230	38	2...200	V5328A1195
125	250	-	90	38	2...200	V5328A1203
150	360	-	90	38	2...200	V5328A1211

2-way linear valves, stroke 20/38mm

Actuators	Control input signal	Supply voltage	Power loss action	Manual operation	End switches	Runtime min	Spring return	Position feedback	Type
20 mm; 600 N	0/2..10V=	24 Vac	-	•	optional	0.5	-	2..10V=	ML7420A6017
	0/2..10V=	24 Vac	-	•	optional	1.0	-	2..10V=	ML7420A6009
	0/2..10V=	24 Vac	valve open	-	optional	1.8	•	2..10V=	ML7425B6007
	0/2..10V=	24 Vac	valve closed	-	optional	1.8	•	2..10V=	ML7425A6008
	2..10V=	24 Vac	-	-	optional	1.0	-	-	ML7420A6025
	3-pt	24 Vac	-	-	optional	1.0	-	optional	ML6420A3072
	3-pt	24 Vac	-	•	optional	0.5	-	optional	ML6420A3023
	3-pt	24 Vac	-	•	optional	1.0	-	optional	ML6420A3007
	3-pt	24 Vac	valve open	-	optional	1.8	•	optional	ML6425B3005
	3-pt	24 Vac	valve closed	-	optional	1.8	•	optional	ML6425A3006
	3-pt	230 Vac	-	•	optional	0.5	-	optional	ML6420A3031
	3-pt	230 Vac	-	•	optional	1.0	-	optional	ML6420A3015
	3-pt	230 Vac	valve open	-	optional	1.8	•	optional	ML6425B3021
	3-pt	230 Vac	valve closed	-	optional	1.8	•	optional	ML6425A3014
	20 mm; 1800 N	0/2..10V=; 0/4..20mA	24 Vac	-	•	optional	1.9	-	2..10V=
3-pt		24 Vac	-	•	optional	1.9	-	optional	ML6421A3005
3-pt		230 Vac	-	•	optional	1.9	-	-	ML6421A3013
38 mm; 1800 N	0/2..10V=; 0/4..20mA	24 Vac	-	•	optional	3.5	-	2..10V=	ML7421B3003
	3-pt	24 Vac	-	•	optional	3.5	-	optional	ML6421B3004
	3-pt	230 Vac	-	•	optional	3.5	-	-	ML6421B3012

2-way linear valves, stroke 20/38mm

Two-way control valve PN16, high differential pressure DN15-150, V5016A



Pressure balanced control valve for closed circuit systems.
For district heating; hot or cold water (max. 50% glycol), water quality VDI2035.

Valve series	V5016A
Valve type	2-way press. bal.
Medium type	water
Materials	body nodular iron GGG40.3, trim stainless steel
Action to open	stem up
Media temp.	2 ... 180 °C
Pressure rating	PN16
Port connection	flanges ISO7005
Flow char.	mod.equal%
Additional description	Models DN15..80 approved according to DIN EN 14597 (up to 130 °C), with motors ML6425A, ML7425A.

20 mm

DN size	Kvs value	Close off pressure with 600N motor	Close off pressure with 1800N motor	Stroke	Type
mm		kPa	kPa	mm	
15	0.4	1600	-	20	V5016A1010
15	0.63	1600	-	20	V5016A1028
15	1	1600	-	20	V5016A1036
15	1.6	1600	-	20	V5016A1044
15	2.5	1600	-	20	V5016A1051
15	4	1600	-	20	V5016A1069
20	6.3	1600	-	20	V5016A1077
25	10	1600	-	20	V5016A1085
32	16	1600	-	20	V5016A1093
40	25	1600	-	20	V5016A1101
50	40	1600	-	20	V5016A1119
65	63	1600	-	20	V5016A1127
80	100	1600	-	20	V5016A1135

38 mm

DN size	Kvs value	Close off pressure with 600N motor	Close off pressure with 1800N motor	Stroke	Type
mm		kPa	kPa	mm	
100	160	-	1600	38	V5016A1143
125	250	-	1600	38	V5016A1150
150	360	-	1600	38	V5016A1168

2-way linear valves, stroke 20/38mm

Actuators	Control input signal	Supply voltage	Power loss action	Manual operation	End switches	Runtime min	Spring return	Position feedback	Type
20 mm; 600 N	0/2..10V=	24 Vac	-	•	optional	0.5	-	2..10V=	ML7420A6017
	0/2..10V=	24 Vac	-	•	optional	1.0	-	2..10V=	ML7420A6009
	0/2..10V=	24 Vac	valve open	-	optional	1.8	•	2..10V=	ML7425B6007
	0/2..10V=	24 Vac	valve closed	-	optional	1.8	•	2..10V=	ML7425A6008
	2..10V=	24 Vac	-	-	optional	1.0	-	-	ML7420A6025
	3-pt	24 Vac	-	-	optional	1.0	-	optional	ML6420A3072
	3-pt	24 Vac	-	•	optional	0.5	-	optional	ML6420A3023
	3-pt	24 Vac	-	•	optional	1.0	-	optional	ML6420A3007
	3-pt	24 Vac	valve open	-	optional	1.8	•	optional	ML6425B3005
	3-pt	24 Vac	valve closed	-	optional	1.8	•	optional	ML6425A3006
	3-pt	230 Vac	-	•	optional	0.5	-	optional	ML6420A3031
	3-pt	230 Vac	-	•	optional	1.0	-	optional	ML6420A3015
	3-pt	230 Vac	valve open	-	optional	1.8	•	optional	ML6425B3021
	3-pt	230 Vac	valve closed	-	optional	1.8	•	optional	ML6425A3014
	38 mm; 1800 N	0/2..10V=; 0/4..20mA	24 Vac	-	•	optional	3.5	-	2..10V=
3-pt		24 Vac	-	•	optional	3.5	-	optional	ML6421B3004
3-pt		230 Vac	-	•	optional	3.5	-	-	ML6421B3012

2-way linear valves, stroke 20/38mm

Two-way control valve PN25, high differential pressure DN15-150, V5025A



Pressure balanced control valve for closed circuit systems.
For district heating; hot or cold water (max. 50% glycol), water quality VDI2035.

Valve series	V5025A
Valve type	2-way press. bal.
Medium type	water
Materials	body nodular iron GGG40.3, trim stainless steel
Action to open	stem up
Media temp.	2 ... 200 °C
Pressure rating	PN25
Port connection	flanges ISO7005
Flow char.	mod.equal%
Additional description	Models DN15..80 approved according to DIN EN 14597 (up to 130 °C), with motors ML6425A, ML7425A.

20 mm

DN size	Kvs value	Close off pressure with 600N motor	Close off pressure with 1800N motor	Stroke	Type
mm		kPa	kPa	mm	
15	0.4	2500	-	20	V5025A1019
15	0.63	2500	-	20	V5025A1027
15	1	2500	-	20	V5025A1035
15	1.6	2500	-	20	V5025A1043
15	2.5	2500	-	20	V5025A1050
15	4	2500	-	20	V5025A1068
20	6.3	2500	-	20	V5025A1076
25	10	2500	-	20	V5025A1084
32	16	2500	-	20	V5025A1092
40	25	2500	-	20	V5025A1100
50	40	2500	-	20	V5025A1118
65	63	2500	-	20	V5025A1126
80	100	2500	-	20	V5025A1134

38 mm

DN size	Kvs value	Close off pressure with 600N motor	Close off pressure with 1800N motor	Stroke	Type
mm		kPa	kPa	mm	
100	160	-	2500	38	V5025A1142
125	250	-	2500	38	V5025A1159
150	360	-	2500	38	V5025A1167

2-way linear valves, stroke 20/38mm

Actuators	Control input signal	Supply voltage	Power loss action	Manual operation	End switches	Runtime min	Spring return	Position feedback	Type
20 mm; 600 N	0/2..10V=	24 Vac	-	•	optional	0.5	-	2..10V=	ML7420A6017
	0/2..10V=	24 Vac	-	•	optional	1.0	-	2..10V=	ML7420A6009
	0/2..10V=	24 Vac	valve open	-	optional	1.8	•	2..10V=	ML7425B6007
	0/2..10V=	24 Vac	valve closed	-	optional	1.8	•	2..10V=	ML7425A6008
	2..10V=	24 Vac	-	-	optional	1.0	-	-	ML7420A6025
	3-pt	24 Vac	-	-	optional	1.0	-	optional	ML6420A3072
	3-pt	24 Vac	-	•	optional	0.5	-	optional	ML6420A3023
	3-pt	24 Vac	-	•	optional	1.0	-	optional	ML6420A3007
	3-pt	24 Vac	valve open	-	optional	1.8	•	optional	ML6425B3005
	3-pt	24 Vac	valve closed	-	optional	1.8	•	optional	ML6425A3006
	3-pt	230 Vac	-	•	optional	0.5	-	optional	ML6420A3031
	3-pt	230 Vac	-	•	optional	1.0	-	optional	ML6420A3015
	3-pt	230 Vac	valve open	-	optional	1.8	•	optional	ML6425B3021
	3-pt	230 Vac	valve closed	-	optional	1.8	•	optional	ML6425A3014
	38 mm; 1800 N	0/2..10V=; 0/4..20mA	24 Vac	-	•	optional	3.5	-	2..10V=
3-pt		24 Vac	-	•	optional	3.5	-	optional	ML6421B3004
3-pt		230 Vac	-	•	optional	3.5	-	-	ML6421B3012

2-way linear valves, stroke 20/38mm

Two-way control valve PN40, flanged connections DN15-100, V5049A

For heating and air conditioning in closed circuit systems; hot/cold water quality VDI2035.



Valve series	V5049
Valve type	2-way
Medium type	steam (water)
Materials	body cast steel GS-C25, trim stainless steel
Action to open	stem up
Media temp.	2 ... 220 °C
Pressure rating	PN40
Port connection	flanges ISO7005
Flow char.	mod.equal%
Additional description	Models DN15..65 approved according to DIN EN 14597 (up to 130 °C), with motors ML6425A, ML7425A.

20 mm

DN size	Kvs value	Close off pressure with 600N motor	Close off pressure with 1800N motor	Stroke	Type
mm		kPa	kPa	mm	
15	0.25	1600	-	20	V5049A2027
15	0.4	1600	-	20	V5049A2035
15	0.63	1600	-	20	V5049A2043
15	1	1600	-	20	V5049A1425
15	1.6	1600	-	20	V5049A1433
15	2.5	1000	2500	20	V5049A1441
15	4	1000	2500	20	V5049A1458
20	6.3	1000	2500	20	V5049A1508
25	10	1000	2500	20	V5049A1565
32	16	600	2000	20	V5049A1573
40	25	350	1300	20	V5049A1581
50	40	200	750	20	V5049A1599
65	63	120	500	20	V5049A1607

38 mm

DN size	Kvs value	Close off pressure with 600N motor	Close off pressure with 1800N motor	Stroke	Type
mm		kPa	kPa	mm	
80	100	-	230	38	V5049A1615
100	160	-	230	38	V5049A1623

2-way linear valves, stroke 20/38mm

Actuators	Control input signal	Supply voltage	Power loss action	Manual operation	End switches	Runtime min	Spring return	Position feedback	Type
20 mm; 600 N	0/2..10V=	24 Vac	-	•	optional	0.5	-	2..10V=	ML7420A6017
	0/2..10V=	24 Vac	-	•	optional	1.0	-	2..10V=	ML7420A6009
	0/2..10V=	24 Vac	valve open	-	optional	1.8	•	2..10V=	ML7425B6007
	0/2..10V=	24 Vac	valve closed	-	optional	1.8	•	2..10V=	ML7425A6008
	2..10V=	24 Vac	-	-	optional	1.0	-	-	ML7420A6025
	3-pt	24 Vac	-	-	optional	1.0	-	optional	ML6420A3072
	3-pt	24 Vac	-	•	optional	0.5	-	optional	ML6420A3023
	3-pt	24 Vac	-	•	optional	1.0	-	optional	ML6420A3007
	3-pt	24 Vac	valve open	-	optional	1.8	•	optional	ML6425B3005
	3-pt	24 Vac	valve closed	-	optional	1.8	•	optional	ML6425A3006
	3-pt	230 Vac	-	•	optional	0.5	-	optional	ML6420A3031
	3-pt	230 Vac	-	•	optional	1.0	-	optional	ML6420A3015
	3-pt	230 Vac	valve open	-	optional	1.8	•	optional	ML6425B3021
	3-pt	230 Vac	valve closed	-	optional	1.8	•	optional	ML6425A3014
	20 mm; 1800 N	0/2..10V=; 0/4..20mA	24 Vac	-	•	optional	1.9	-	2..10V=
3-pt		24 Vac	-	•	optional	1.9	-	optional	ML6421A3005
3-pt		230 Vac	-	•	optional	1.9	-	-	ML6421A3013
38 mm; 1800 N	0/2..10V=; 0/4..20mA	24 Vac	-	•	optional	3.5	-	2..10V=	ML7421B3003
	3-pt	24 Vac	-	•	optional	3.5	-	optional	ML6421B3004
	3-pt	230 Vac	-	•	optional	3.5	-	-	ML6421B3012

2-way linear valves, stroke 20/38mm

Two-way control valve PN16, external threaded connections DN15-50, V5011E

For heating, ventilating and air conditioning, domestic hot water, open circuits; hot/cold water quality VDI2035.



Valve type	2-way
Materials	body brass, stem stainless steel; plug brass
Action to open	stem up
Stroke	20 mm
Media temp.	2 ... 170 °C
Pressure rating	PN16
Port connection	ext. thread flat sealing
Flow char.	mod.equal%
Medium type	water

20 mm

DN size	Connection diameter	Kvs value	Close off pressure with 600N motor	Close off pressure with 1800N motor	Type
mm	in.		kPa	kPa	
15	G1 1/8	0.63	1600	-	V5011E1165
15	G1 1/8	1	1600	-	V5011E1171
15	G1 1/8	1.6	1600	-	V5011E1189
15	G1 1/8	2.5	1600	-	V5011E1197
15	G1 1/8	4	1600	-	V5011E1205
20	G1 1/4	6.3	1600	-	V5011E1213
25	G1 1/2	10	1000	1600	V5011E1221
32	G2	16	700	1600	V5011E1229
40	G2 1/4	25	460	1500	V5011E1237
50	G2 3/4	40	260	850	V5011E1245

Accessories

Internal threaded fitting for DN15 valve pipe size Rp 1/2"	AC-15TF
Internal threaded fitting for DN20 valve pipe size Rp 3/4"	AC-20TF
Internal threaded fitting for DN25 valve pipe size Rp 1"	AC-25TF
Internal threaded fitting for DN32 valve pipe size Rp 1 1/4"	AC-32TF
Internal threaded fitting for DN40 valve pipe size Rp 1 1/2"	AC-40TF
Internal threaded fitting for DN50 valve pipe size Rp 2"	AC-50TF

2-way linear valves, stroke 20/38mm

Actuators	Control input signal	Supply voltage	Power loss action	Manual operation	End switches	Runtime min	Spring return	Position feedback	Type
20 mm; 600 N	0/2..10V=	24 Vac	-	•	optional	0.5	-	2..10V=	ML7420A6017
	0/2..10V=	24 Vac	-	•	optional	1.0	-	2..10V=	ML7420A6009
	0/2..10V=	24 Vac	valve open	-	optional	1.8	•	2..10V=	ML7425B6007
	0/2..10V=	24 Vac	valve closed	-	optional	1.8	•	2..10V=	ML7425A6008
	2..10V=	24 Vac	-	-	optional	1.0	-	-	ML7420A6025
	3-pt	24 Vac	-	-	optional	1.0	-	optional	ML6420A3072
	3-pt	24 Vac	-	•	optional	0.5	-	optional	ML6420A3023
	3-pt	24 Vac	-	•	optional	1.0	-	optional	ML6420A3007
	3-pt	24 Vac	valve open	-	optional	1.8	•	optional	ML6425B3005
	3-pt	24 Vac	valve closed	-	optional	1.8	•	optional	ML6425A3006
	3-pt	230 Vac	-	•	optional	0.5	-	optional	ML6420A3031
	3-pt	230 Vac	-	•	optional	1.0	-	optional	ML6420A3015
	3-pt	230 Vac	valve open	-	optional	1.8	•	optional	ML6425B3021
	3-pt	230 Vac	valve closed	-	optional	1.8	•	optional	ML6425A3014
	20 mm; 1800 N	0/2..10V=; 0/4..20mA	24 Vac	-	•	optional	1.9	-	2..10V=
3-pt		24 Vac	-	•	optional	1.9	-	optional	ML6421A3005
3-pt		230 Vac	-	•	optional	1.9	-	-	ML6421A3013

2-way linear valves, stroke 20/38mm

Two-way control valve PN16, threaded connections DN15-50, V5011R,S

For heating, ventilating and air conditioning; hot/cold water quality VDI2035.

Valve series	V5011R/S
Valve type	2-way
Materials	body brass, stem stainless steel; plug brass or stainless steel
Action to open	stem up
Stroke	20 mm
Media temp.	2 ... 170 °C
Pressure rating	PN16
Port connection	internal threads ISO228
Flow char.	mod.equal%



20 mm, plug brass

Medium type	DN size mm	Kvs value	Close off pressure with 600N motor kPa	Close off pressure with 1800N motor kPa	Type
water	15	0.63	1600	-	V5011R1000
water	15	1	1600	-	V5011R1018
water	15	1.6	1600	-	V5011R1026
water	15	2.5	1600	-	V5011R1034
water	15	4	1600	-	V5011R1042
water	20	6.3	1600	-	V5011R1059
water	25	10	1000	1600	V5011R1067
water	32	16	700	1600	V5011R1075
water	40	25	460	1500	V5011R1083
water	50	40	260	850	V5011R1091

20 mm, plug stainless steel

Medium type	DN size mm	Kvs value	Close off pressure with 600N motor kPa	Close off pressure with 1800N motor kPa	Type
steam (water)	15	0.63	1600	-	V5011S1005
steam (water)	15	1	1600	-	V5011S1013
steam (water)	15	1.6	1600	-	V5011S1021
steam (water)	15	2.5	1600	-	V5011S1039
steam (water)	15	4	1600	-	V5011S1047
steam (water)	20	6.3	1600	-	V5011S1054
steam (water)	25	10	1000	1600	V5011S1062
steam (water)	32	16	700	1600	V5011S1070
steam (water)	40	25	460	1500	V5011S1088
steam (water)	50	40	260	850	V5011S1096

2-way linear valves, stroke 20/38mm

Actuators	Control input signal	Supply voltage	Power loss action	Manual operation	End switches	Runtime min	Spring return	Position feedback	Type
20 mm; 600 N	0/2..10V=	24 Vac	-	•	optional	0.5	-	2..10V=	ML7420A6017
	0/2..10V=	24 Vac	-	•	optional	1.0	-	2..10V=	ML7420A6009
	0/2..10V=	24 Vac	valve open	-	optional	1.8	•	2..10V=	ML7425B6007
	0/2..10V=	24 Vac	valve closed	-	optional	1.8	•	2..10V=	ML7425A6008
	2..10V=	24 Vac	-	-	optional	1.0	-	-	ML7420A6025
	3-pt	24 Vac	-	-	optional	1.0	-	optional	ML6420A3072
	3-pt	24 Vac	-	•	optional	0.5	-	optional	ML6420A3023
	3-pt	24 Vac	-	•	optional	1.0	-	optional	ML6420A3007
	3-pt	24 Vac	valve open	-	optional	1.8	•	optional	ML6425B3005
	3-pt	24 Vac	valve closed	-	optional	1.8	•	optional	ML6425A3006
	3-pt	230 Vac	-	•	optional	0.5	-	optional	ML6420A3031
	3-pt	230 Vac	-	•	optional	1.0	-	optional	ML6420A3015
	3-pt	230 Vac	valve open	-	optional	1.8	•	optional	ML6425B3021
	3-pt	230 Vac	valve closed	-	optional	1.8	•	optional	ML6425A3014
	20 mm; 1800 N	0/2..10V=; 0/4..20mA	24 Vac	-	•	optional	1.9	-	2..10V=
3-pt		24 Vac	-	•	optional	1.9	-	optional	ML6421A3005
3-pt		230 Vac	-	•	optional	1.9	-	-	ML6421A3013

3-way linear valves, stroke 2,5/6,5mm

Valve Small, Conical sealing, 3-way, PN16, DN15/20/25, VSxC-3



For individual room control, fan coil units and small re-heaters/re-coolers; hot water or cold water (max. 50% glycol), water quality VDI2035.

Valve type	3-way mixing
Medium type	water
Materials	body brass, stem stainless steel, plug brass
Action to open	stem down
Media temp.	2 ... 120 °C
Pressure rating	PN16
Port connection	ext. thread con. sealing
Additional description	Valves are supplied with adjustment cap.

2,5 mm On/off; adjustment cap for full stroke travel

DN size	Connection diameter	Kvs value	Close off pressure with 90N motor	Close off pressure with 180N motor	Stroke	Flow char.	Type
mm	in.		kPa	kPa	mm		
15	G1/2	1	600	-	2.5	on/off	VSOC-315-1.0
15	G1/2	1.6	300	-	2.5	on/off	VSOC-315-1.6
15	G1/2	2.5	150	-	2.5	on/off	VSOC-315-2.5
20	1 1/8 x 14	2.5	200	-	2.5	on/off	VSOC-320-2.5
20	1 1/8 x 14	4	100	-	2.5	on/off	VSOC-320-4.0
25	G1 1/4	4	200	-	2.5	on/off	VSOC-325-4.0P
25	G1 1/4	5.5	200	-	2.5	on/off	VSOC-325-5.5P

6,5 mm Modulating; adjustment cap opens A-B half stroke until 50% open; B-AB is linear and the Kvs is one stage smaller then A-AB



DN size	Connection diameter	Kvs value	Close off pressure with 90N motor	Close off pressure with 180N motor	Stroke	Flow char.	Type
mm	in.		kPa	kPa	mm		
15	G1/2	0.25	600	600	6.5	mod.equal%	VSMC-315-0.25
15	G1/2	0.4	600	600	6.5	mod.equal%	VSMC-315-0.4
15	G1/2	0.63	600	600	6.5	mod.equal%	VSMC-315-0.63
15	G1/2	1	600	600	6.5	mod.equal%	VSMC-315-1.0
15	G1/2	1.6	300	300	6.5	mod.equal%	VSMC-315-1.6
15	G1/2	2.5	100	100	6.5	mod.equal%	VSMC-315-2.5
20	1 1/8 x 14	2.5	150	150	6.5	mod.equal%	VSMC-320-2.5
20	1 1/8 x 14	4	50	50	6.5	mod.equal%	VSMC-320-4.0
25	G1 1/4	6.3	250	250	6.5	mod.equal%	VSMC-325-6.3P
25	G1 1/4	8	250	250	6.5	mod.equal%	VSMC-325-8.0P

Accessories

Compression fitting for DN15 valve, pipe size 15 mm	ACN-15C
Compression fitting for DN20 valve, pipe size 22 mm	ACN-20C
Soldering fitting for DN15 valve, pipe size 12 mm	ACN-15S
Soldering fitting for DN20 valve, pipe size 15 mm	ACN-20S
External threaded fitting for DN15 valve, pipe size R3/8"	ACN-15T
External threaded fitting for DN20 valve, pipe size R1/2"	ACN-20T

3-way linear valves, stroke 2,5/6,5mm

Actuators	Control input signal	Supply voltage	Power loss action	Manual operation	End switches	Runtime	Cable length m	Type
2.5 mm; 90 N	0/2...10V-	24 Vac	-	-	-	70 s	1.5	M7410E5001
	0/2...10V-	24 Vac	-	-	-	70 s	10	M7410E5001-10M
	0/2...10V-	24 Vac	-	-	-	70 s	3	M7410E5001-3M
	0/2...10V-	24 Vac	-	-	-	70 s	5	M7410E5001-5M
	2-pt	24 Vac/dc	A-AB open	-	-	4 min	1	MT4-024-NC
	2-pt	24 Vac/dc	A-AB open	-	-	4 min	2.5	MT4-024-NC-2.5M
	2-pt	24 Vac/dc	A-AB open	-	1	4 min	1	MT4-024S-NC
	2-pt	24 Vac/dc	A-AB closed	-	-	4 min	1	MT4-024-NO
	2-pt	24 Vac/dc	A-AB closed	-	-	4 min	2.5	MT4-024-NO-2.5M
	2-pt	24 Vac/dc	A-AB closed	-	1	4 min	1	MT4-024S-NO
	2-pt	230 Vac	A-AB open	-	-	4 min	1	MT4-230-NC
	2-pt	230 Vac	A-AB open	-	-	4 min	2.5	MT4-230-NC-2.5M
	2-pt	230 Vac	A-AB open	-	1	4 min	1	MT4-230S-NC
	2-pt	230 Vac	A-AB closed	-	-	4 min	1	MT4-230-NO
	2-pt	230 Vac	A-AB closed	-	-	4 min	2.5	MT4-230-NO-2.5M
	2-pt	230 Vac	A-AB closed	-	1	4 min	1	MT4-230S-NO
	2-pt	230 Vac	A-AB closed	-	-	4 min	2.5	MT4-230-NO-2.5M
	2-pt	230 Vac	A-AB closed	-	1	4 min	1	MT4-230S-NO
2.5 mm; 100 N	LON	24 Vac	-	-	-	53 s	1.5	M7410G1008
	0..10V-	24 Vac	A-AB open	-	-	75 s	optional: 1, 3, 5	M4410E1510
	0..10V-	24 Vdc	A-AB open	-	-	75 s	optional: 1, 3, 5	M4410K1515
	2-pt	24 Vac/dc	A-AB open	-	-	4 min	1	M4410C4500
	2-pt	24 Vac/dc	A-AB open	-	1	4 min	1	M4410C4540
	2-pt	24 Vac/dc	A-AB closed	-	-	4 min	1	M4410C4000
	2-pt	230 Vac	A-AB open	-	-	4 min	1	M4410L4500
	2-pt	230 Vac	A-AB open	-	1	4 min	1	M4410L4540
	2-pt	230 Vac	A-AB closed	-	-	4 min	1	M4410L4000
6.5 mm; 90 N	2-pt	24 Vac/dc	A-AB open	-	-	6 min	1	MT8-024-NC
	2-pt	24 Vac/dc	A-AB open	-	-	6 min	2.5	MT8-024-NC-2.5M
	2-pt	24 Vac/dc	A-AB open	-	1	6 min	1	MT8-024S-NC
	2-pt	24 Vac/dc	A-AB closed	-	-	3,6/16 s	1.5	M5410C1001
	2-pt	24 Vac/dc	A-AB closed	-	-	6 min	1	MT8-024-NO
	2-pt	24 Vac/dc	A-AB closed	-	-	6 min	2.5	MT8-024-NO-2.5M
	2-pt	24 Vac/dc	A-AB closed	-	1	6 min	1	MT8-024S-NO
	2-pt	230 Vac	A-AB open	-	-	6.5 min	1	MT8-230-NC
	2-pt	230 Vac	A-AB open	-	-	6.5 min	2.5	MT8-230-NC-2.5M
	2-pt	230 Vac	A-AB open	-	1	6.5 min	1	MT8-230S-NC
	2-pt	230 Vac	A-AB closed	-	-	3,6/16 s	1.5	M5410L1001
	2-pt	230 Vac	A-AB closed	-	-	6.5 min	1	MT8-230-NO
	2-pt	230 Vac	A-AB closed	-	-	6.5 min	2.5	MT8-230-NO-2.5M
	2-pt	230 Vac	A-AB closed	-	1	6.5 min	1	MT8-230S-NO
	2-pt	230 Vac	A-AB closed	-	-	6.5 min	2.5	MT8-230-NO-2.5M
2-pt	230 Vac	A-AB closed	-	1	6.5 min	1	MT8-230S-NO	
6.5 mm; 180 N	0/2...10V-	24 Vac	-	-	-	150 s	1.5	M7410E1002
	0/2...10V-	24 Vac	-	-	-	150 s	10	M7410E1002-10M
	0/2...10V-	24 Vac	-	•	-	150 s	1.5	M7410E2026
	0/2...10V-	24 Vac	-	•	2	150 s	1.5	M7410E4022
	3-pt	24 Vac	-	-	-	150 s	1.5	M7410C1007
	3-pt	24 Vac	-	-	-	150 s	10	M7410C1007-10M
	3-pt	24 Vac	-	-	-	150 s	3	M7410C1007-3M
	3-pt	24 Vac	-	-	-	150 s	5	M7410C1007-5M
	3-pt	24 Vac	-	•	-	150 s	1.5	M6410C2023
	3-pt	24 Vac	-	•	2	150 s	1.5	M6410C4029
	3-pt	230 Vac	-	•	-	150 s	1.5	M6410L2023
	3-pt	230 Vac	-	•	2	150 s	1.5	M6410L4029
	LON	24 Vac	-	-	-	150 s	1.5	M7410G1016

3-way linear valves, stroke 2,5/6,5mm

Valve Small, Flat sealing, 3-way, PN16, DN15/20/25, VSxF-3



For individual room control, fan coil units and small re-heaters/re-coolers; hot water or cold water (max. 50% glycol), water quality VDI2035.

Valve type	3-way mixing
Medium type	water
Materials	body brass, stem stainless steel, plug brass
Action to open	stem down
Media temp.	2 ... 120 °C
Pressure rating	PN16
Port connection	ext. thread flat sealing
Additional description	Valves are supplied with adjustment cap.

2,5 mm On/off; adjustment cap for full stroke travel

DN size	Connection diameter	Kvs value	Close off pressure with 90N motor	Close off pressure with 180N motor	Stroke	Flow char.	Type
mm	in.		kPa	kPa	mm		
15	G1/2	1	600	-	2.5	on/off	VSOF-315-1.0
15	G1/2	1.6	300	-	2.5	on/off	VSOF-315-1.6
15	G1/2	2.5	150	-	2.5	on/off	VSOF-315-2.5
20	G3/4	2.5	200	-	2.5	on/off	VSOF-320-2.5
20	G3/4	4	100	-	2.5	on/off	VSOF-320-4.0
25	G1 1/4	4	200	-	2.5	on/off	VSOF-325-4.0P
25	G1 1/4	5.5	200	-	2.5	on/off	VSOF-325-5.5P

6,5 mm Modulating; adjustment cap opens A-B half stroke until 50% open; B-AB is linear and the Kvs is one stage smaller then A-AB



DN size	Connection diameter	Kvs value	Close off pressure with 90N motor	Close off pressure with 180N motor	Stroke	Flow char.	Type
mm	in.		kPa	kPa	mm		
15	G1/2	0.25	600	600	6.5	mod.equal%	VSMF-315-0.25
15	G1/2	0.4	600	600	6.5	mod.equal%	VSMF-315-0.4
15	G1/2	0.63	600	600	6.5	mod.equal%	VSMF-315-0.63
15	G1/2	1	600	600	6.5	mod.equal%	VSMF-315-1.0
15	G1/2	1.6	300	300	6.5	mod.equal%	VSMF-315-1.6
15	G1/2	2.5	100	100	6.5	mod.equal%	VSMF-315-2.5
20	G3/4	2.5	150	150	6.5	mod.equal%	VSMF-320-2.5
20	G3/4	4	50	50	6.5	mod.equal%	VSMF-320-4.0
25	G1 1/4	6.3	250	250	6.5	mod.equal%	VSMF-325-6.3P
25	G1 1/4	8	250	250	6.5	mod.equal%	VSMF-325-8.0P

Accessories

Soldering fitting for DN15 valve, pipe size 12 mm	AC-15FS
Soldering fitting for DN20 valve, pipe size 15 mm	AC-20FS
External threaded fitting for DN15 valve, pipe size R3/8"	AC-15FT
External threaded fitting for DN20 valve, pipe size R1/2"	AC-20FT
External threaded fitting for DN25 valve, pipe size R1"	ACS-25T

3-way linear valves, stroke 2,5/6,5mm

Actuators	Control input signal	Supply voltage	Power loss action	Manual operation	End switches	Runtime	Cable length m	Type	
2.5 mm; 90 N	0/2...10V-	24 Vac	-	-	-	70 s	1.5	M7410E5001	
	0/2...10V-	24 Vac	-	-	-	70 s	10	M7410E5001-10M	
	0/2...10V-	24 Vac	-	-	-	70 s	3	M7410E5001-3M	
	0/2...10V-	24 Vac	-	-	-	70 s	5	M7410E5001-5M	
	2-pt	24 Vac/dc	A-AB open	-	-	4 min	1	MT4-024-NC	
	2-pt	24 Vac/dc	A-AB open	-	-	4 min	2.5	MT4-024-NC-2.5M	
	2-pt	24 Vac/dc	A-AB open	-	1	4 min	1	MT4-024S-NC	
	2-pt	24 Vac/dc	A-AB closed	-	-	4 min	1	MT4-024-NO	
	2-pt	24 Vac/dc	A-AB closed	-	-	4 min	2.5	MT4-024-NO-2.5M	
	2-pt	24 Vac/dc	A-AB closed	-	1	4 min	1	MT4-024S-NO	
	2-pt	230 Vac	A-AB open	-	-	4 min	1	MT4-230-NC	
	2-pt	230 Vac	A-AB open	-	-	4 min	2.5	MT4-230-NC-2.5M	
	2-pt	230 Vac	A-AB open	-	1	4 min	1	MT4-230S-NC	
	2-pt	230 Vac	A-AB closed	-	-	4 min	1	MT4-230-NO	
	2-pt	230 Vac	A-AB closed	-	-	4 min	2.5	MT4-230-NO-2.5M	
	2-pt	230 Vac	A-AB closed	-	1	4 min	1	MT4-230S-NO	
	2-pt	230 Vac	A-AB closed	-	-	4 min	1	M7410G1008	
	2.5 mm; 100 N	0...10V-	24 Vac	A-AB open	-	-	75 s	optional: 1, 3, 5	M4410E1510
		0...10V-	24 Vdc	A-AB open	-	-	75 s	optional: 1, 3, 5	M4410K1515
2-pt		24 Vac/dc	A-AB open	-	-	4 min	1	M4410C4500	
2-pt		24 Vac/dc	A-AB open	-	1	4 min	1	M4410C4540	
2-pt		24 Vac/dc	A-AB closed	-	-	4 min	1	M4410C4000	
2-pt		230 Vac	A-AB open	-	-	4 min	1	M4410L4500	
2-pt		230 Vac	A-AB open	-	1	4 min	1	M4410L4540	
2-pt		230 Vac	A-AB closed	-	-	4 min	1	M4410L4000	
6.5 mm; 90 N		2-pt	24 Vac/dc	A-AB open	-	-	6 min	1	MT8-024-NC
	2-pt	24 Vac/dc	A-AB open	-	-	6 min	2.5	MT8-024-NC-2.5M	
	2-pt	24 Vac/dc	A-AB open	-	1	6 min	1	MT8-024S-NC	
	2-pt	24 Vac/dc	A-AB closed	-	-	3,6/16 s	1.5	M5410C1001	
	2-pt	24 Vac/dc	A-AB closed	-	-	6 min	1	MT8-024-NO	
	2-pt	24 Vac/dc	A-AB closed	-	-	6 min	2.5	MT8-024-NO-2.5M	
	2-pt	24 Vac/dc	A-AB closed	-	1	6 min	1	MT8-024S-NO	
	2-pt	230 Vac	A-AB open	-	-	6.5 min	1	MT8-230-NC	
	2-pt	230 Vac	A-AB open	-	-	6.5 min	2.5	MT8-230-NC-2.5M	
	2-pt	230 Vac	A-AB open	-	1	6.5 min	1	MT8-230S-NC	
	2-pt	230 Vac	A-AB closed	-	-	3,6/16 s	1.5	M5410L1001	
	2-pt	230 Vac	A-AB closed	-	-	6.5 min	1	MT8-230-NO	
	2-pt	230 Vac	A-AB closed	-	-	6.5 min	2.5	MT8-230-NO-2.5M	
	2-pt	230 Vac	A-AB closed	-	1	6.5 min	1	MT8-230S-NO	
	6.5 mm; 180 N	0/2...10V-	24 Vac	-	-	-	150 s	1.5	M7410E1002
0/2...10V-		24 Vac	-	-	-	150 s	10	M7410E1002-10M	
0/2...10V-		24 Vac	-	•	-	150 s	1.5	M7410E2026	
0/2...10V-		24 Vac	-	•	2	150 s	1.5	M7410E4022	
3-pt		24 Vac	-	-	-	150 s	1.5	M7410C1007	
3-pt		24 Vac	-	-	-	150 s	10	M7410C1007-10M	
3-pt		24 Vac	-	-	-	150 s	3	M7410C1007-3M	
3-pt		24 Vac	-	-	-	150 s	5	M7410C1007-5M	
3-pt		24 Vac	-	•	-	150 s	1.5	M6410C2023	
3-pt		24 Vac	-	•	2	150 s	1.5	M6410C4029	
3-pt		230 Vac	-	•	-	150 s	1.5	M6410L2023	
3-pt		230 Vac	-	•	2	150 s	1.5	M6410L4029	
LON		24 Vac	-	-	-	150 s	1.5	M7410G1016	

3-way linear valves, stroke 2,5/6,5mm

Valve Small, Conical sealing, 3-way/bypass, PN16, DN15/20/25, VSxC-4

For individual room control, fan coil units and small re-heaters/re-coolers; hot water or cold water (max. 50% glycol), water quality VDI2035.



Valve type	3-way mixing, bypass
Medium type	water
Materials	body brass, stem stainless steel, plug brass
Action to open	stem down
Media temp.	2 ... 120 °C
Pressure rating	PN16
Port connection	ext. thread con. sealing
Additional description	Valves are supplied with adjustment cap.

2,5 mm On/off; adjustment cap for full stroke travel

DN size	Connection diameter	Kvs value	Close off pressure with 90N motor	Close off pressure with 180N motor	Stroke	Flow char.	Type
mm	in.		kPa	kPa	mm		
15	G1/2	1	600	-	2.5	on/off	VSOC-415-1.0
15	G1/2	1.6	300	-	2.5	on/off	VSOC-415-1.6
15	G1/2	2.5	150	-	2.5	on/off	VSOC-415-2.5
20	1 1/8 x 14	2.5	200	-	2.5	on/off	VSOC-420-2.5
20	1 1/8 x 14	4	100	-	2.5	on/off	VSOC-420-4.0
25	G1 1/4	4	200	-	2.5	on/off	VSOC-425-4.0P
25	G1 1/4	5.5	200	-	2.5	on/off	VSOC-425-5.5P

6,5 mm Modulating; adjustment cap opens A-B half stroke until 50% open; B-AB is linear and the Kvs is one stage smaller then A-AB



DN size	Connection diameter	Kvs value	Close off pressure with 90N motor	Close off pressure with 180N motor	Stroke	Flow char.	Type
mm	in.		kPa	kPa	mm		
15	G1/2	0.4	600	600	6.5	mod.equal%	VSMC-415-0.4
15	G1/2	0.63	600	600	6.5	mod.equal%	VSMC-415-0.63
15	G1/2	1	600	600	6.5	mod.equal%	VSMC-415-1.0
15	G1/2	1.6	300	300	6.5	mod.equal%	VSMC-415-1.6
15	G1/2	2.5	100	100	6.5	mod.equal%	VSMC-415-2.5
20	1 1/8 x 14	2.5	150	150	6.5	mod.equal%	VSMC-420-2.5
20	1 1/8 x 14	4	50	50	6.5	mod.equal%	VSMC-420-4.0
25	G1 1/4	6.3	250	250	6.5	mod.equal%	VSMC-425-6.3P
25	G1 1/4	8	250	250	6.5	mod.equal%	VSMC-425-8.0P

Accessories

Compression fitting for DN15 valve, pipe size 15 mm	ACN-15C
Compression fitting for DN20 valve, pipe size 22 mm	ACN-20C
Soldering fitting for DN15 valve, pipe size 12 mm	ACN-15S
Soldering fitting for DN20 valve, pipe size 15 mm	ACN-20S
External threaded fitting for DN15 valve, pipe size R3/8"	ACN-15T
External threaded fitting for DN20 valve, pipe size R1/2"	ACN-20T

3-way linear valves, stroke 2,5/6,5mm

Actuators	Control input signal	Supply voltage	Power loss action	Manual operation	End switches	Runtime	Cable length m	Type
2.5 mm; 90 N	0/2...10V-	24 Vac	-	-	-	70 s	1.5	M7410E5001
	0/2...10V-	24 Vac	-	-	-	70 s	10	M7410E5001-10M
	0/2...10V-	24 Vac	-	-	-	70 s	3	M7410E5001-3M
	0/2...10V-	24 Vac	-	-	-	70 s	5	M7410E5001-5M
	2-pt	24 Vac/dc	A-AB open	-	-	4 min	1	MT4-024-NC
	2-pt	24 Vac/dc	A-AB open	-	-	4 min	2.5	MT4-024-NC-2.5M
	2-pt	24 Vac/dc	A-AB open	-	1	4 min	1	MT4-024S-NC
	2-pt	24 Vac/dc	A-AB closed	-	-	4 min	1	MT4-024-NO
	2-pt	24 Vac/dc	A-AB closed	-	-	4 min	2.5	MT4-024-NO-2.5M
	2-pt	24 Vac/dc	A-AB closed	-	1	4 min	1	MT4-024S-NO
	2-pt	230 Vac	A-AB open	-	-	4 min	1	MT4-230-NC
	2-pt	230 Vac	A-AB open	-	-	4 min	2.5	MT4-230-NC-2.5M
	2-pt	230 Vac	A-AB open	-	1	4 min	1	MT4-230S-NC
	2-pt	230 Vac	A-AB closed	-	-	4 min	1	MT4-230-NO
	2-pt	230 Vac	A-AB closed	-	-	4 min	2.5	MT4-230-NO-2.5M
	2-pt	230 Vac	A-AB closed	-	1	4 min	1	MT4-230S-NO
	2-pt	230 Vac	A-AB closed	-	-	4 min	2.5	MT4-230-NO-2.5M
	2-pt	230 Vac	A-AB closed	-	1	4 min	1	MT4-230S-NO
	2.5 mm; 100 N	LON	24 Vac	-	-	-	53 s	1.5
0..10V-		24 Vac	A-AB open	-	-	75 s	optional: 1, 3, 5	M4410E1510
0..10V-		24 Vdc	A-AB open	-	-	75 s	optional: 1, 3, 5	M4410K1515
2-pt		24 Vac/dc	A-AB open	-	-	4 min	1	M4410C4500
2-pt		24 Vac/dc	A-AB open	-	1	4 min	1	M4410C4540
2-pt		24 Vac/dc	A-AB closed	-	-	4 min	1	M4410C4000
2-pt		230 Vac	A-AB open	-	-	4 min	1	M4410L4500
2-pt		230 Vac	A-AB open	-	1	4 min	1	M4410L4540
2-pt		230 Vac	A-AB closed	-	-	4 min	1	M4410L4000
6.5 mm; 90 N	2-pt	24 Vac/dc	A-AB open	-	-	6 min	1	MT8-024-NC
	2-pt	24 Vac/dc	A-AB open	-	-	6 min	2.5	MT8-024-NC-2.5M
	2-pt	24 Vac/dc	A-AB open	-	1	6 min	1	MT8-024S-NC
	2-pt	24 Vac/dc	A-AB closed	-	-	3,6/16 s	1.5	M5410C1001
	2-pt	24 Vac/dc	A-AB closed	-	-	6 min	1	MT8-024-NO
	2-pt	24 Vac/dc	A-AB closed	-	-	6 min	2.5	MT8-024-NO-2.5M
	2-pt	24 Vac/dc	A-AB closed	-	1	6 min	1	MT8-024S-NO
	2-pt	230 Vac	A-AB open	-	-	6.5 min	1	MT8-230-NC
	2-pt	230 Vac	A-AB open	-	-	6.5 min	2.5	MT8-230-NC-2.5M
	2-pt	230 Vac	A-AB open	-	1	6.5 min	1	MT8-230S-NC
	2-pt	230 Vac	A-AB closed	-	-	3,6/16 s	1.5	M5410L1001
	2-pt	230 Vac	A-AB closed	-	-	6.5 min	1	MT8-230-NO
	2-pt	230 Vac	A-AB closed	-	-	6.5 min	2.5	MT8-230-NO-2.5M
	2-pt	230 Vac	A-AB closed	-	1	6.5 min	1	MT8-230S-NO
	2-pt	230 Vac	A-AB closed	-	-	6.5 min	2.5	MT8-230-NO-2.5M
2-pt	230 Vac	A-AB closed	-	1	6.5 min	1	MT8-230S-NO	
6.5 mm; 180 N	0/2...10V-	24 Vac	-	-	-	150 s	1.5	M7410E1002
	0/2...10V-	24 Vac	-	-	-	150 s	10	M7410E1002-10M
	0/2...10V-	24 Vac	-	•	-	150 s	1.5	M7410E2026
	0/2...10V-	24 Vac	-	•	2	150 s	1.5	M7410E4022
	3-pt	24 Vac	-	-	-	150 s	1.5	M7410C1007
	3-pt	24 Vac	-	-	-	150 s	10	M7410C1007-10M
	3-pt	24 Vac	-	-	-	150 s	3	M7410C1007-3M
	3-pt	24 Vac	-	-	-	150 s	5	M7410C1007-5M
	3-pt	24 Vac	-	•	-	150 s	1.5	M6410C2023
	3-pt	24 Vac	-	•	2	150 s	1.5	M6410C4029
	3-pt	230 Vac	-	•	-	150 s	1.5	M6410L2023
	3-pt	230 Vac	-	•	2	150 s	1.5	M6410L4029
	LON	24 Vac	-	-	-	150 s	1.5	M7410G1016

3-way linear valves, stroke 2,5/6,5mm

Valve Small, Flat sealing, 3-way/bypass, PN16, DN15/20/25, VSxF-4

For individual room control, fan coil units and small re-heaters/re-coolers; hot water or cold water (max. 50% glycol), water quality VDI2035.



Valve type	3-way mixing, bypass
Medium type	water
Materials	body brass, stem stainless steel, plug brass
Action to open	stem down
Media temp.	2 ... 120 °C
Pressure rating	PN16
Port connection	ext. thread flat sealing
Additional description	Valves are supplied with adjustment cap.

2,5 mm On/off; adjustment cap for full stroke travel

DN size	Connection diameter	Kvs value	Close off pressure with 90N motor	Close off pressure with 180N motor	Stroke	Flow char.	Type
mm	in.		kPa	kPa	mm		
15	G1/2	1	600	-	2.5	on/off	VSOFF-415-1.0
15	G1/2	1.6	300	-	2.5	on/off	VSOFF-415-1.6
15	G1/2	2.5	150	-	2.5	on/off	VSOFF-415-2.5
20	G3/4	2.5	200	-	2.5	on/off	VSOFF-420-2.5
20	G3/4	4	100	-	2.5	on/off	VSOFF-420-4.0
25	G1 1/4	4	200	-	2.5	on/off	VSOFF-425-4.0P
25	G1 1/4	5.5	200	-	2.5	on/off	VSOFF-425-5.5P

6,5 mm Modulating; adjustment cap opens A-B half stroke until 50% open; B-AB is linear and the Kvs is one stage smaller then A-AB



DN size	Connection diameter	Kvs value	Close off pressure with 90N motor	Close off pressure with 180N motor	Stroke	Flow char.	Type
mm	in.		kPa	kPa	mm		
15	G1/2	0.25	600	600	6.5	mod.equal%	VSMF-415-0.25
15	G1/2	0.4	600	600	6.5	mod.equal%	VSMF-415-0.4
15	G1/2	0.63	600	600	6.5	mod.equal%	VSMF-415-0.63
15	G1/2	1	600	600	6.5	mod.equal%	VSMF-415-1.0
15	G1/2	1.6	300	300	6.5	mod.equal%	VSMF-415-1.6
15	G1/2	2.5	100	100	6.5	mod.equal%	VSMF-415-2.5
20	G3/4	2.5	150	150	6.5	mod.equal%	VSMF-420-2.5
20	G3/4	4	50	50	6.5	mod.equal%	VSMF-420-4.0
25	G1 1/4	6.3	250	250	6.5	mod.equal%	VSMF-425-6.3P
25	G1 1/4	8	250	250	6.5	mod.equal%	VSMF-425-8.0P

Accessories

Soldering fitting for DN15 valve, pipe size 12 mm	AC-15FS
Soldering fitting for DN20 valve, pipe size 15 mm	AC-20FS
External threaded fitting for DN15 valve, pipe size R3/8"	AC-15FT
External threaded fitting for DN20 valve, pipe size R1/2"	AC-20FT
External threaded fitting for DN25 valve, pipe size R1"	ACS-25T

3-way linear valves, stroke 2,5/6,5mm

Actuators	Control input signal	Supply voltage	Power loss action	Manual operation	End switches	Runtime	Cable length m	Type
2.5 mm; 90 N	0/2...10V-	24 Vac	-	-	-	70 s	1.5	M7410E5001
	0/2...10V-	24 Vac	-	-	-	70 s	10	M7410E5001-10M
	0/2...10V-	24 Vac	-	-	-	70 s	3	M7410E5001-3M
	0/2...10V-	24 Vac	-	-	-	70 s	5	M7410E5001-5M
	2-pt	24 Vac/dc	A-AB open	-	-	4 min	1	MT4-024-NC
	2-pt	24 Vac/dc	A-AB open	-	-	4 min	2.5	MT4-024-NC-2.5M
	2-pt	24 Vac/dc	A-AB open	-	1	4 min	1	MT4-024S-NC
	2-pt	24 Vac/dc	A-AB closed	-	-	4 min	1	MT4-024-NO
	2-pt	24 Vac/dc	A-AB closed	-	-	4 min	2.5	MT4-024-NO-2.5M
	2-pt	24 Vac/dc	A-AB closed	-	1	4 min	1	MT4-024S-NO
	2-pt	230 Vac	A-AB open	-	-	4 min	1	MT4-230-NC
	2-pt	230 Vac	A-AB open	-	-	4 min	2.5	MT4-230-NC-2.5M
	2-pt	230 Vac	A-AB open	-	1	4 min	1	MT4-230S-NC
	2-pt	230 Vac	A-AB closed	-	-	4 min	1	MT4-230-NO
	2-pt	230 Vac	A-AB closed	-	-	4 min	2.5	MT4-230-NO-2.5M
	2-pt	230 Vac	A-AB closed	-	1	4 min	1	MT4-230S-NO
	2-pt	230 Vac	A-AB closed	-	-	4 min	2.5	MT4-230-NO-2.5M
	2-pt	230 Vac	A-AB closed	-	1	4 min	1	MT4-230S-NO
	2.5 mm; 100 N	LON	24 Vac	-	-	-	53 s	1.5
0...10V-		24 Vac	A-AB open	-	-	75 s	optional: 1, 3, 5	M4410E1510
0...10V-		24 Vdc	A-AB open	-	-	75 s	optional: 1, 3, 5	M4410K1515
2-pt		24 Vac/dc	A-AB open	-	-	4 min	1	M4410C4500
2-pt		24 Vac/dc	A-AB open	-	1	4 min	1	M4410C4540
2-pt		24 Vac/dc	A-AB closed	-	-	4 min	1	M4410C4000
2-pt		230 Vac	A-AB open	-	-	4 min	1	M4410L4500
2-pt		230 Vac	A-AB open	-	1	4 min	1	M4410L4540
2-pt		230 Vac	A-AB closed	-	-	4 min	1	M4410L4000
6.5 mm; 90 N	2-pt	24 Vac/dc	A-AB open	-	-	6 min	1	MT8-024-NC
	2-pt	24 Vac/dc	A-AB open	-	-	6 min	2.5	MT8-024-NC-2.5M
	2-pt	24 Vac/dc	A-AB open	-	1	6 min	1	MT8-024S-NC
	2-pt	24 Vac/dc	A-AB closed	-	-	3,6/16 s	1.5	M5410C1001
	2-pt	24 Vac/dc	A-AB closed	-	-	6 min	1	MT8-024-NO
	2-pt	24 Vac/dc	A-AB closed	-	-	6 min	2.5	MT8-024-NO-2.5M
	2-pt	24 Vac/dc	A-AB closed	-	1	6 min	1	MT8-024S-NO
	2-pt	230 Vac	A-AB open	-	-	6.5 min	1	MT8-230-NC
	2-pt	230 Vac	A-AB open	-	-	6.5 min	2.5	MT8-230-NC-2.5M
	2-pt	230 Vac	A-AB open	-	1	6.5 min	1	MT8-230S-NC
	2-pt	230 Vac	A-AB closed	-	-	3,6/16 s	1.5	M5410L1001
	2-pt	230 Vac	A-AB closed	-	-	6.5 min	1	MT8-230-NO
	2-pt	230 Vac	A-AB closed	-	-	6.5 min	2.5	MT8-230-NO-2.5M
	2-pt	230 Vac	A-AB closed	-	1	6.5 min	1	MT8-230S-NO
	6.5 mm; 180 N	0/2...10V-	24 Vac	-	-	-	150 s	1.5
0/2...10V-		24 Vac	-	-	-	150 s	10	M7410E1002-10M
0/2...10V-		24 Vac	-	•	-	150 s	1.5	M7410E2026
0/2...10V-		24 Vac	-	•	2	150 s	1.5	M7410E4022
3-pt		24 Vac	-	-	-	150 s	1.5	M7410C1007
3-pt		24 Vac	-	-	-	150 s	10	M7410C1007-10M
3-pt		24 Vac	-	-	-	150 s	3	M7410C1007-3M
3-pt		24 Vac	-	-	-	150 s	5	M7410C1007-5M
3-pt		24 Vac	-	•	-	150 s	1.5	M6410C2023
3-pt		24 Vac	-	•	2	150 s	1.5	M6410C4029
3-pt		230 Vac	-	•	-	150 s	1.5	M6410L2023
3-pt		230 Vac	-	•	2	150 s	1.5	M6410L4029
LON		24 Vac	-	-	-	150 s	1.5	M7410G1016

3-way linear valves, stroke 2,5/6,5mm

Three-way control valve PN16, threaded connections DN15-50, V5078B



For under floor heating, heating and air conditioning; cold/hot water.

Valve series	V5078B
Valve type	3-way mixing
Medium type	water
Materials	body red brass RG5, trim stainless steel
Action to open	stem down
Close off pressure with 180N motor	1000 kPa
Stroke	6.5 mm
Media temp.	2 ... 120 °C
Pressure rating	PN16
Port connection	internal threads ISO228
Flow char.	mod.equal%
Additional description	Adapter ring 0903403 must be used for mechanical interface if an optional motor actuator is used. It has to be ordered separately.

6,5 mm

DN size mm	Connection diameter in.	Kvs value	Type
15	1/2	2.5	V5078B1005
20	3/4	3.3	V5078B1013
25	1	5	V5078B1021
32	1 1/4	5	V5078B1039
40	1 1/2	11	V5078B1047
50	2	13	V5078B1054
Adapter ring			0903403

3-way linear valves, stroke 2,5/6,5mm

Actuators	Control input signal	Supply voltage	Manual operation	End switches	Runtime s	Cable length m	Type
6.5 mm; 180 N	0/2..10V-	24 Vac	-	-	150	1.5	M7410E1002
	0/2..10V-	24 Vac	-	-	150	10	M7410E1002-10M
	0/2..10V-	24 Vac	•	-	150	1.5	M7410E2026
	0/2..10V-	24 Vac	•	2	150	1.5	M7410E4022
	3-pt	24 Vac	-	-	150	1.5	M7410C1007
	3-pt	24 Vac	-	-	150	10	M7410C1007-10M
	3-pt	24 Vac	-	-	150	3	M7410C1007-3M
	3-pt	24 Vac	-	-	150	5	M7410C1007-5M
	3-pt	24 Vac	•	-	150	1.5	M6410C2023
	3-pt	24 Vac	•	2	150	1.5	M6410C4029
	3-pt	230 Vac	•	-	150	1.5	M6410L2023
	3-pt	230 Vac	•	2	150	1.5	M6410L4029
	LON	24 Vac	-	-	150	1.5	M7410G1016

2

3-way linear valves, stroke 2,5/6,5mm

Three-way control valve PN16, conical sealing DN15/20, V5823A

For individual room control, fan coil units and small re-heaters/re-coolers; hot water or cold water (max. 50% glycol), water quality VDI2035.



Valve series	V5823A
Valve type	3-way mixing
Medium type	water
Materials	body brass, stem stainless steel, plug brass
Action to open	stem down
Media temp.	2 ... 120 °C
Pressure rating	PN16
Port connection	ext. thread con. sealing
Additional description	Valves are supplied with adjustment cap (not for on/off types). If the main-port (A-AB) is equal percentage, the B-AB port is linear. The valve capacity of B-AB is one stage smaller.

2,5 mm

DN size	Connection diameter	Kvs value	Close off pressure with 90N motor	Close off pressure with 180N motor	Stroke	Flow char.	Type
mm	in.		kPa	kPa	mm		
15	G1/2	1.6	150	-	2.5	on/off	V5823A4009
20	1 1/8" x 14	2.5	50	-	2.5	on/off	V5823A4017

6,5 mm



DN size	Connection diameter	Kvs value	Close off pressure with 90N motor	Close off pressure with 180N motor	Stroke	Flow char.	Type
mm	in.		kPa	kPa	mm		
15	G1/2	0.25	500	800	6.5	mod.equal%	V5823A2003
15	G1/2	0.4	500	800	6.5	mod.equal%	V5823A2011
15	G1/2	0.63	500	800	6.5	mod.equal%	V5823A2029
15	G1/2	1	150	250	6.5	mod.equal%	V5823A2037
15	G1/2	1.6	150	250	6.5	mod.equal%	V5823A2045
20	1 1/8" x 14	2.5	-	240	6.5	mod.equal%	V5823A2151
20	1 1/8" x 14	2.5	50	100	6.5	mod.equal%	V5823A2052
20	1 1/8" x 14	4	-	240	6.5	mod.equal%	V5823A2169
20	1 1/8" x 14	4	50	100	6.5	mod.equal%	V5823A2060

Accessories

Compression fitting for DN15 valve, pipe size 15 mm	ACN-15C
Compression fitting for DN20 valve, pipe size 22 mm	ACN-20C
External threaded fitting for DN15 valve, pipe size 3/8"	ACN-15T
External threaded fitting for DN20 valve, pipe size 1/2"	ACN-20T
Spare adjustment cap (pack of 10)	5585100

Actuators	Control input signal	Supply voltage	Power loss action	Manual operation	End switches	Runtime	Cable length	Type
							m	
2.5 mm; 90 N	0/2..10V-	24 Vac	-	-	-	70 s	1.5	M7410E5001
	0/2..10V-	24 Vac	-	-	-	70 s	10	M7410E5001-10M
	0/2..10V-	24 Vac	-	-	-	70 s	3	M7410E5001-3M
	0/2..10V-	24 Vac	-	-	-	70 s	5	M7410E5001-5M
	2-pt	24 Vac/dc	A-AB open	-	-	4 min	1	MT4-024-NC
	2-pt	24 Vac/dc	A-AB open	-	-	4 min	2.5	MT4-024-NC-2.5M

3-way linear valves, stroke 2,5/6,5mm

Actuators	Control input signal	Supply voltage	Power loss action	Manual operation	End switches	Runtime	Cable length m	Type
	2-pt	24 Vac/dc	A-AB open	-	1	4 min	1	MT4-024S-NC
	2-pt	24 Vac/dc	A-AB closed	-	-	4 min	1	MT4-024-NO
	2-pt	24 Vac/dc	A-AB closed	-	-	4 min	2.5	MT4-024-NO-2.5M
	2-pt	24 Vac/dc	A-AB closed	-	1	4 min	1	MT4-024S-NO
	2-pt	230 Vac	A-AB open	-	-	4 min	1	MT4-230-NC
	2-pt	230 Vac	A-AB open	-	-	4 min	2.5	MT4-230-NC-2.5M
	2-pt	230 Vac	A-AB open	-	1	4 min	1	MT4-230S-NC
	2-pt	230 Vac	A-AB closed	-	-	4 min	1	MT4-230-NO
	2-pt	230 Vac	A-AB closed	-	-	4 min	2.5	MT4-230-NO-2.5M
	2-pt	230 Vac	A-AB closed	-	1	4 min	1	MT4-230S-NO
	3-pt	24 Vac	-	-	-	57 s	0.9	M7410A1001
	3-pt	24 Vac	-	-	-	57 s	10	M7410A1001-10M
	3-pt	24 Vac	-	-	-	57 s	3	M7410A1001-3M
	3-pt	24 Vac	-	-	-	57 s	5	M7410A1001-5M
	LON	24 Vac	-	-	-	53 s	1.5	M7410G1008
2.5 mm; 100 N	0..10V±	24 Vac	A-AB open	-	-	75 s	optional: 1, 3, 5	M4410E1510
	0..10V±	24 Vdc	A-AB open	-	-	75 s	optional: 1, 3, 5	M4410K1515
	2-pt	24 Vac/dc	A-AB open	-	-	4 min	1	M4410C4500
	2-pt	24 Vac/dc	A-AB open	-	1	4 min	1	M4410C4540
	2-pt	24 Vac/dc	A-AB closed	-	-	4 min	1	M4410C4000
	2-pt	230 Vac	A-AB open	-	-	4 min	1	M4410L4500
	2-pt	230 Vac	A-AB open	-	1	4 min	1	M4410L4540
	2-pt	230 Vac	A-AB closed	-	-	4 min	1	M4410L4000
6.5 mm; 90 N	2-pt	24 Vac/dc	A-AB open	-	-	6 min	1	MT8-024-NC
	2-pt	24 Vac/dc	A-AB open	-	-	6 min	2.5	MT8-024-NC-2.5M
	2-pt	24 Vac/dc	A-AB open	-	1	6 min	1	MT8-024S-NC
	2-pt	24 Vac/dc	A-AB closed	-	-	3,6/16 s	1.5	M5410C1001
	2-pt	24 Vac/dc	A-AB closed	-	-	6 min	1	MT8-024-NO
	2-pt	24 Vac/dc	A-AB closed	-	-	6 min	2.5	MT8-024-NO-2.5M
	2-pt	24 Vac/dc	A-AB closed	-	1	6 min	1	MT8-024S-NO
	2-pt	230 Vac	A-AB open	-	-	6.5 min	1	MT8-230-NC
	2-pt	230 Vac	A-AB open	-	-	6.5 min	2.5	MT8-230-NC-2.5M
	2-pt	230 Vac	A-AB open	-	1	6.5 min	1	MT8-230S-NC
	2-pt	230 Vac	A-AB closed	-	-	3,6/16 s	1.5	M5410L1001
	2-pt	230 Vac	A-AB closed	-	-	6.5 min	1	MT8-230-NO
	2-pt	230 Vac	A-AB closed	-	-	6.5 min	2.5	MT8-230-NO-2.5M
	2-pt	230 Vac	A-AB closed	-	1	6.5 min	1	MT8-230S-NO
6.5 mm; 180 N	0/2..10V±	24 Vac	-	-	-	150 s	1.5	M7410E1002
	0/2..10V±	24 Vac	-	-	-	150 s	10	M7410E1002-10M
	0/2..10V±	24 Vac	-	•	-	150 s	1.5	M7410E2026
	0/2..10V±	24 Vac	-	•	2	150 s	1.5	M7410E4022
	3-pt	24 Vac	-	-	-	150 s	1.5	M7410C1007
	3-pt	24 Vac	-	-	-	150 s	10	M7410C1007-10M
	3-pt	24 Vac	-	-	-	150 s	3	M7410C1007-3M
	3-pt	24 Vac	-	-	-	150 s	5	M7410C1007-5M
	3-pt	24 Vac	-	•	-	150 s	1.5	M6410C2023
	3-pt	24 Vac	-	•	2	150 s	1.5	M6410C4029
	3-pt	230 Vac	-	•	-	150 s	1.5	M6410L2023
	3-pt	230 Vac	-	•	2	150 s	1.5	M6410L4029
	LON	24 Vac	-	-	-	150 s	1.5	M7410G1016

3-way linear valves, stroke 2,5/6,5mm

Three-way/bypass control valve PN16, conical sealing DN15/20, V5823C

For individual room control, fan coil units and small re-heaters/re-coolers; hot water or cold water (max. 50% glycol), water quality VDI2035.



Valve series	V5823C
Valve type	3-way mixing, bypass
Medium type	water
Materials	body brass, stem stainless steel, plug brass
Action to open	stem down
Media temp.	2 ... 120 °C
Pressure rating	PN16
Port connection	ext. thread con. sealing
Additional description	Valves are supplied with adjustment cap (not for on/off types). If the main-port (A-AB) is equal percentage, the B-AB port is linear. The valve capacity of B-AB is one stage smaller.

2,5 mm

DN size	Connection diameter	Kvs value	Close off pressure with 90N motor	Close off pressure with 180N motor	Stroke	Flow char.	Type
mm	in.		kPa	kPa	mm		
15	G1/2	1.6	150	-	2.5	on/off	V5823C4005
20	1 1/8" x 14	2.5	50	-	2.5	on/off	V5823C4013

6,5 mm



DN size	Connection diameter	Kvs value	Close off pressure with 90N motor	Close off pressure with 180N motor	Stroke	Flow char.	Type
mm	in.		kPa	kPa	mm		
15	G1/2	0.25	500	800	6.5	mod.equal%	V5823C2009
15	G1/2	0.4	500	800	6.5	mod.equal%	V5823C2017
15	G1/2	0.63	500	800	6.5	mod.equal%	V5823C2025
15	G1/2	1	150	250	6.5	mod.equal%	V5823C2033
15	G1/2	1.6	150	250	6.5	mod.equal%	V5823C2041
20	1 1/8" x 14	2.5	-	240	6.5	mod.equal%	V5823C2157
20	1 1/8" x 14	2.5	50	100	6.5	mod.equal%	V5823C2058
20	1 1/8" x 14	4	-	240	6.5	mod.equal%	V5823C2165
20	1 1/8" x 14	4	50	100	6.5	mod.equal%	V5823C2066

Accessories

Compression fitting for DN15 valve, pipe size 15 mm	ACN-15C
Compression fitting for DN20 valve, pipe size 22 mm	ACN-20C
External threaded fitting for DN15 valve, pipe size 3/8"	ACN-15T
External threaded fitting for DN20 valve, pipe size 1/2"	ACN-20T
Spare adjustment cap (pack of 10)	5585100

Actuators	Control input signal	Supply voltage	Power loss action	Manual operation	End switches	Runtime	Cable length	Type
							m	
2.5 mm; 90 N	0/2..10V-	24 Vac	-	-	-	70 s	1.5	M7410E5001
	0/2..10V-	24 Vac	-	-	-	70 s	10	M7410E5001-10M
	0/2..10V-	24 Vac	-	-	-	70 s	3	M7410E5001-3M
	0/2..10V-	24 Vac	-	-	-	70 s	5	M7410E5001-5M
	2-pt	24 Vac/dc	A-AB open	-	-	4 min	1	MT4-024-NC
	2-pt	24 Vac/dc	A-AB open	-	-	4 min	2.5	MT4-024-NC-2.5M

3-way linear valves, stroke 2,5/6,5mm

Actuators	Control input signal	Supply voltage	Power loss action	Manual operation	End switches	Runtime	Cable length m	Type
	2-pt	24 Vac/dc	A-AB open	-	1	4 min	1	MT4-024S-NC
	2-pt	24 Vac/dc	A-AB closed	-	-	4 min	1	MT4-024-NO
	2-pt	24 Vac/dc	A-AB closed	-	-	4 min	2.5	MT4-024-NO-2.5M
	2-pt	24 Vac/dc	A-AB closed	-	1	4 min	1	MT4-024S-NO
	2-pt	230 Vac	A-AB open	-	-	4 min	1	MT4-230-NC
	2-pt	230 Vac	A-AB open	-	-	4 min	2.5	MT4-230-NC-2.5M
	2-pt	230 Vac	A-AB open	-	1	4 min	1	MT4-230S-NC
	2-pt	230 Vac	A-AB closed	-	-	4 min	1	MT4-230-NO
	2-pt	230 Vac	A-AB closed	-	-	4 min	2.5	MT4-230-NO-2.5M
	2-pt	230 Vac	A-AB closed	-	1	4 min	1	MT4-230S-NO
	3-pt	24 Vac	-	-	-	57 s	0.9	M7410A1001
	3-pt	24 Vac	-	-	-	57 s	10	M7410A1001-10M
	3-pt	24 Vac	-	-	-	57 s	3	M7410A1001-3M
	3-pt	24 Vac	-	-	-	57 s	5	M7410A1001-5M
	LON	24 Vac	-	-	-	53 s	1.5	M7410G1008
2.5 mm; 100 N	0..10V±	24 Vac	A-AB open	-	-	75 s	optional: 1, 3, 5	M4410E1510
	0..10V±	24 Vdc	A-AB open	-	-	75 s	optional: 1, 3, 5	M4410K1515
	2-pt	24 Vac/dc	A-AB open	-	-	4 min	1	M4410C4500
	2-pt	24 Vac/dc	A-AB open	-	1	4 min	1	M4410C4540
	2-pt	24 Vac/dc	A-AB closed	-	-	4 min	1	M4410C4000
	2-pt	230 Vac	A-AB open	-	-	4 min	1	M4410L4500
	2-pt	230 Vac	A-AB open	-	1	4 min	1	M4410L4540
	2-pt	230 Vac	A-AB closed	-	-	4 min	1	M4410L4000
6.5 mm; 90 N	2-pt	24 Vac/dc	A-AB open	-	-	6 min	1	MT8-024-NC
	2-pt	24 Vac/dc	A-AB open	-	-	6 min	2.5	MT8-024-NC-2.5M
	2-pt	24 Vac/dc	A-AB open	-	1	6 min	1	MT8-024S-NC
	2-pt	24 Vac/dc	A-AB closed	-	-	3,6/16 s	1.5	M5410C1001
	2-pt	24 Vac/dc	A-AB closed	-	-	6 min	1	MT8-024-NO
	2-pt	24 Vac/dc	A-AB closed	-	-	6 min	2.5	MT8-024-NO-2.5M
	2-pt	24 Vac/dc	A-AB closed	-	1	6 min	1	MT8-024S-NO
	2-pt	230 Vac	A-AB open	-	-	6.5 min	1	MT8-230-NC
	2-pt	230 Vac	A-AB open	-	-	6.5 min	2.5	MT8-230-NC-2.5M
	2-pt	230 Vac	A-AB open	-	1	6.5 min	1	MT8-230S-NC
	2-pt	230 Vac	A-AB closed	-	-	3,6/16 s	1.5	M5410L1001
	2-pt	230 Vac	A-AB closed	-	-	6.5 min	1	MT8-230-NO
	2-pt	230 Vac	A-AB closed	-	-	6.5 min	2.5	MT8-230-NO-2.5M
	2-pt	230 Vac	A-AB closed	-	1	6.5 min	1	MT8-230S-NO
6.5 mm; 180 N	0/2..10V±	24 Vac	-	-	-	150 s	1.5	M7410E1002
	0/2..10V±	24 Vac	-	-	-	150 s	10	M7410E1002-10M
	0/2..10V±	24 Vac	-	•	-	150 s	1.5	M7410E2026
	0/2..10V±	24 Vac	-	•	2	150 s	1.5	M7410E4022
	3-pt	24 Vac	-	-	-	150 s	1.5	M7410C1007
	3-pt	24 Vac	-	-	-	150 s	10	M7410C1007-10M
	3-pt	24 Vac	-	-	-	150 s	3	M7410C1007-3M
	3-pt	24 Vac	-	-	-	150 s	5	M7410C1007-5M
	3-pt	24 Vac	-	•	-	150 s	1.5	M6410C2023
	3-pt	24 Vac	-	•	2	150 s	1.5	M6410C4029
	3-pt	230 Vac	-	•	-	150 s	1.5	M6410L2023
	3-pt	230 Vac	-	•	2	150 s	1.5	M6410L4029
	LON	24 Vac	-	-	-	150 s	1.5	M7410G1016

3-way linear valves, stroke 2,5/6,5mm

Three-way control valve PN16, flat sealing DN15/20, V5833A



For individual room control, fan coil units and small re-heaters/re-coolers; hot water or cold water (max. 50% glycol), water quality VDI2035.

Valve series	V5833A
Valve type	3-way mixing
Medium type	water
Materials	body brass, stem stainless steel, plug brass
Action to open	stem down
Media temp.	2 ... 120 °C
Pressure rating	PN16
Port connection	ext. thread flat sealing
Additional description	Valves are supplied with adjustment cap (not for on/off types). If the main-port (A-AB) is equal percentage, the B-AB port is linear. The valve capacity of B-AB is one stage smaller.

2,5 mm

DN size	Connection diameter	Kvs value	Close off pressure with 90N motor	Close off pressure with 180N motor	Stroke	Flow char.	Type
mm	in.		kPa	kPa	mm		
15	G1/2	1.6	150	-	2.5	on/off	V5833A4007
20	G3/4	2.5	50	-	2.5	on/off	V5833A4015

6,5 mm



DN size	Connection diameter	Kvs value	Close off pressure with 90N motor	Close off pressure with 180N motor	Stroke	Flow char.	Type
mm	in.		kPa	kPa	mm		
15	G1/2	0.25	500	800	6.5	mod.equal%	V5833A1003
15	G1/2	0.4	500	800	6.5	mod.equal%	V5833A1011
15	G1/2	0.63	500	800	6.5	mod.equal%	V5833A1029
15	G1/2	1	150	250	6.5	mod.equal%	V5833A1037
15	G1/2	1.6	150	250	6.5	mod.equal%	V5833A1045
20	G3/4	2.5	-	240	6.5	mod.equal%	V5833A3009
20	G3/4	2.5	50	100	6.5	mod.equal%	V5833A1052
20	G3/4	4	-	240	6.5	mod.equal%	V5833A3017
20	G3/4	4	50	100	6.5	mod.equal%	V5833A1060

Accessories

Soldering fitting for DN15 valve, pipe size 12 mm	AC-15FS
Soldering fitting for DN20 valve, pipe size 15 mm	AC-20FS
External threaded fitting for DN15 valve, pipe size 3/8"	AC-15FT
External threaded fitting for DN20 valve, pipe size 1/2"	AC-20FT
Spare adjustment cap (pack of 10)	5585100

Actuators	Control input signal	Supply voltage	Power loss action	Manual operation	End switches	Runtime	Cable length	Type
							m	
2.5 mm; 90 N	0/2..10V-	24 Vac	-	-	-	70 s	1.5	M7410E5001
	0/2..10V-	24 Vac	-	-	-	70 s	10	M7410E5001-10M
	0/2..10V-	24 Vac	-	-	-	70 s	3	M7410E5001-3M
	0/2..10V-	24 Vac	-	-	-	70 s	5	M7410E5001-5M
	2-pt	24 Vac/dc	A-AB open	-	-	4 min	1	MT4-024-NC
	2-pt	24 Vac/dc	A-AB open	-	-	4 min	2.5	MT4-024-NC-2.5M

3-way linear valves, stroke 2,5/6,5mm

Actuators	Control input signal	Supply voltage	Power loss action	Manual operation	End switches	Runtime	Cable length m	Type
	2-pt	24 Vac/dc	A-AB open	-	1	4 min	1	MT4-024S-NC
	2-pt	24 Vac/dc	A-AB closed	-	-	4 min	1	MT4-024-NO
	2-pt	24 Vac/dc	A-AB closed	-	-	4 min	2.5	MT4-024-NO-2.5M
	2-pt	24 Vac/dc	A-AB closed	-	1	4 min	1	MT4-024S-NO
	2-pt	230 Vac	A-AB open	-	-	4 min	1	MT4-230-NC
	2-pt	230 Vac	A-AB open	-	-	4 min	2.5	MT4-230-NC-2.5M
	2-pt	230 Vac	A-AB open	-	1	4 min	1	MT4-230S-NC
	2-pt	230 Vac	A-AB closed	-	-	4 min	1	MT4-230-NO
	2-pt	230 Vac	A-AB closed	-	-	4 min	2.5	MT4-230-NO-2.5M
	2-pt	230 Vac	A-AB closed	-	1	4 min	1	MT4-230S-NO
	3-pt	24 Vac	-	-	-	57 s	0.9	M7410A1001
	3-pt	24 Vac	-	-	-	57 s	10	M7410A1001-10M
	3-pt	24 Vac	-	-	-	57 s	3	M7410A1001-3M
	3-pt	24 Vac	-	-	-	57 s	5	M7410A1001-5M
	LON	24 Vac	-	-	-	53 s	1.5	M7410G1008
2.5 mm; 100 N	0..10V-	24 Vac	A-AB open	-	-	75 s	optional: 1, 3, 5	M4410E1510
	0..10V-	24 Vdc	A-AB open	-	-	75 s	optional: 1, 3, 5	M4410K1515
	2-pt	24 Vac/dc	A-AB open	-	-	4 min	1	M4410C4500
	2-pt	24 Vac/dc	A-AB open	-	1	4 min	1	M4410C4540
	2-pt	24 Vac/dc	A-AB closed	-	-	4 min	1	M4410C4000
	2-pt	230 Vac	A-AB open	-	-	4 min	1	M4410L4500
	2-pt	230 Vac	A-AB open	-	1	4 min	1	M4410L4540
	2-pt	230 Vac	A-AB closed	-	-	4 min	1	M4410L4000
6.5 mm; 90 N	2-pt	24 Vac/dc	A-AB open	-	-	6 min	1	MT8-024-NC
	2-pt	24 Vac/dc	A-AB open	-	-	6 min	2.5	MT8-024-NC-2.5M
	2-pt	24 Vac/dc	A-AB open	-	1	6 min	1	MT8-024S-NC
	2-pt	24 Vac/dc	A-AB closed	-	-	3,6/16 s	1.5	M5410C1001
	2-pt	24 Vac/dc	A-AB closed	-	-	6 min	1	MT8-024-NO
	2-pt	24 Vac/dc	A-AB closed	-	-	6 min	2.5	MT8-024-NO-2.5M
	2-pt	24 Vac/dc	A-AB closed	-	1	6 min	1	MT8-024S-NO
	2-pt	230 Vac	A-AB open	-	-	6.5 min	1	MT8-230-NC
	2-pt	230 Vac	A-AB open	-	-	6.5 min	2.5	MT8-230-NC-2.5M
	2-pt	230 Vac	A-AB open	-	1	6.5 min	1	MT8-230S-NC
	2-pt	230 Vac	A-AB closed	-	-	3,6/16 s	1.5	M5410L1001
	2-pt	230 Vac	A-AB closed	-	-	6.5 min	1	MT8-230-NO
	2-pt	230 Vac	A-AB closed	-	-	6.5 min	2.5	MT8-230-NO-2.5M
	2-pt	230 Vac	A-AB closed	-	1	6.5 min	1	MT8-230S-NO
6.5 mm; 180 N	0/2..10V-	24 Vac	-	-	-	150 s	1.5	M7410E1002
	0/2..10V-	24 Vac	-	-	-	150 s	10	M7410E1002-10M
	0/2..10V-	24 Vac	-	•	-	150 s	1.5	M7410E2026
	0/2..10V-	24 Vac	-	•	2	150 s	1.5	M7410E4022
	3-pt	24 Vac	-	-	-	150 s	1.5	M7410C1007
	3-pt	24 Vac	-	-	-	150 s	10	M7410C1007-10M
	3-pt	24 Vac	-	-	-	150 s	3	M7410C1007-3M
	3-pt	24 Vac	-	-	-	150 s	5	M7410C1007-5M
	3-pt	24 Vac	-	•	-	150 s	1.5	M6410C2023
	3-pt	24 Vac	-	•	2	150 s	1.5	M6410C4029
	3-pt	230 Vac	-	•	-	150 s	1.5	M6410L2023
	3-pt	230 Vac	-	•	2	150 s	1.5	M6410L4029
	LON	24 Vac	-	-	-	150 s	1.5	M7410G1016

3-way linear valves, stroke 2,5/6,5mm

Three-way/bypass control valve PN16, flat sealing DN15/20, V5833C

For individual room control, fan coil units and small re-heaters/re-coolers; hot water or cold water (max. 50% glycol), water quality VDI2035.



Valve series	V5833C
Valve type	3-way mixing, bypass
Medium type	water
Materials	body brass, stem stainless steel, plug brass
Action to open	stem down
Media temp.	2 ... 120 °C
Pressure rating	PN16
Port connection	ext. thread flat sealing
Additional description	Valves are supplied with adjustment cap (not for on/off types). The valve capacity for linear ports is one stage smaller than for equal percentage ports.

2,5 mm

DN size	Connection diameter	Kvs value	Close off pressure with 90N motor	Close off pressure with 180N motor	Stroke	Flow char.	Type
mm	in.		kPa	kPa	mm		
15	G1/2	1.6	150	-	2.5	on/off	V5833C4003
20	G3/4	2.5	50	-	2.5	on/off	V5833C4011

6,5 mm



DN size	Connection diameter	Kvs value	Close off pressure with 90N motor	Close off pressure with 180N motor	Stroke	Flow char.	Type
mm	in.		kPa	kPa	mm		
15	G1/2	0.25	500	800	6.5	mod.equal%	V5833C1066
15	G1/2	0.4	500	800	6.5	mod.equal%	V5833C1009
15	G1/2	0.63	500	800	6.5	mod.equal%	V5833C1017
15	G1/2	1	150	250	6.5	mod.equal%	V5833C1025
15	G1/2	1.6	150	250	6.5	mod.equal%	V5833C1033
20	G3/4	2.5	-	240	6.5	mod.equal%	V5833C1140
20	G3/4	2.5	50	100	6.5	mod.equal%	V5833C1041
20	G3/4	4	-	240	6.5	mod.equal%	V5833C1152
20	G3/4	4	50	100	6.5	mod.equal%	V5833C1058

Accessories

Soldering fitting for DN15 valve, pipe size 12 mm	AC-15FS
Soldering fitting for DN20 valve, pipe size 15 mm	AC-20FS
External threaded fitting for DN15 valve, pipe size 3/8"	AC-15FT
External threaded fitting for DN20 valve, pipe size 1/2"	AC-20FT
Spare adjustment cap (pack of 10)	5585100

Actuators	Control input signal	Supply voltage	Power loss action	Manual operation	End switches	Runtime	Cable length	Type
							m	
2.5 mm; 90 N	0/2..10V-	24 Vac	-	-	-	70 s	1.5	M7410E5001
	0/2..10V-	24 Vac	-	-	-	70 s	10	M7410E5001-10M
	0/2..10V-	24 Vac	-	-	-	70 s	3	M7410E5001-3M
	0/2..10V-	24 Vac	-	-	-	70 s	5	M7410E5001-5M
	2-pt	24 Vac/dc	A-AB open	-	-	4 min	1	MT4-024-NC
	2-pt	24 Vac/dc	A-AB open	-	-	4 min	2.5	MT4-024-NC-2.5M

3-way linear valves, stroke 2,5/6,5mm

Actuators	Control input signal	Supply voltage	Power loss action	Manual operation	End switches	Runtime	Cable length m	Type
	2-pt	24 Vac/dc	A-AB open	-	1	4 min	1	MT4-024S-NC
	2-pt	24 Vac/dc	A-AB closed	-	-	4 min	1	MT4-024-NO
	2-pt	24 Vac/dc	A-AB closed	-	-	4 min	2.5	MT4-024-NO-2.5M
	2-pt	24 Vac/dc	A-AB closed	-	1	4 min	1	MT4-024S-NO
	2-pt	230 Vac	A-AB open	-	-	4 min	1	MT4-230-NC
	2-pt	230 Vac	A-AB open	-	-	4 min	2.5	MT4-230-NC-2.5M
	2-pt	230 Vac	A-AB open	-	1	4 min	1	MT4-230S-NC
	2-pt	230 Vac	A-AB closed	-	-	4 min	1	MT4-230-NO
	2-pt	230 Vac	A-AB closed	-	-	4 min	2.5	MT4-230-NO-2.5M
	2-pt	230 Vac	A-AB closed	-	1	4 min	1	MT4-230S-NO
	3-pt	24 Vac	-	-	-	57 s	0.9	M7410A1001
	3-pt	24 Vac	-	-	-	57 s	10	M7410A1001-10M
	3-pt	24 Vac	-	-	-	57 s	3	M7410A1001-3M
	3-pt	24 Vac	-	-	-	57 s	5	M7410A1001-5M
	LON	24 Vac	-	-	-	53 s	1.5	M7410G1008
2.5 mm; 100 N	0..10V-	24 Vac	A-AB open	-	-	75 s	optional: 1, 3, 5	M4410E1510
	0..10V-	24 Vdc	A-AB open	-	-	75 s	optional: 1, 3, 5	M4410K1515
	2-pt	24 Vac/dc	A-AB open	-	-	4 min	1	M4410C4500
	2-pt	24 Vac/dc	A-AB open	-	1	4 min	1	M4410C4540
	2-pt	24 Vac/dc	A-AB closed	-	-	4 min	1	M4410C4000
	2-pt	230 Vac	A-AB open	-	-	4 min	1	M4410L4500
	2-pt	230 Vac	A-AB open	-	1	4 min	1	M4410L4540
	2-pt	230 Vac	A-AB closed	-	-	4 min	1	M4410L4000
6.5 mm; 90 N	2-pt	24 Vac/dc	A-AB open	-	-	6 min	1	MT8-024-NC
	2-pt	24 Vac/dc	A-AB open	-	-	6 min	2.5	MT8-024-NC-2.5M
	2-pt	24 Vac/dc	A-AB open	-	1	6 min	1	MT8-024S-NC
	2-pt	24 Vac/dc	A-AB closed	-	-	3,6/16 s	1.5	M5410C1001
	2-pt	24 Vac/dc	A-AB closed	-	-	6 min	1	MT8-024-NO
	2-pt	24 Vac/dc	A-AB closed	-	-	6 min	2.5	MT8-024-NO-2.5M
	2-pt	24 Vac/dc	A-AB closed	-	1	6 min	1	MT8-024S-NO
	2-pt	230 Vac	A-AB open	-	-	6.5 min	1	MT8-230-NC
	2-pt	230 Vac	A-AB open	-	-	6.5 min	2.5	MT8-230-NC-2.5M
	2-pt	230 Vac	A-AB open	-	1	6.5 min	1	MT8-230S-NC
	2-pt	230 Vac	A-AB closed	-	-	3,6/16 s	1.5	M5410L1001
	2-pt	230 Vac	A-AB closed	-	-	6.5 min	1	MT8-230-NO
	2-pt	230 Vac	A-AB closed	-	-	6.5 min	2.5	MT8-230-NO-2.5M
	2-pt	230 Vac	A-AB closed	-	1	6.5 min	1	MT8-230S-NO
6.5 mm; 180 N	0/2..10V-	24 Vac	-	-	-	150 s	1.5	M7410E1002
	0/2..10V-	24 Vac	-	-	-	150 s	10	M7410E1002-10M
	0/2..10V-	24 Vac	-	•	-	150 s	1.5	M7410E2026
	0/2..10V-	24 Vac	-	•	2	150 s	1.5	M7410E4022
	3-pt	24 Vac	-	-	-	150 s	1.5	M7410C1007
	3-pt	24 Vac	-	-	-	150 s	10	M7410C1007-10M
	3-pt	24 Vac	-	-	-	150 s	3	M7410C1007-3M
	3-pt	24 Vac	-	-	-	150 s	5	M7410C1007-5M
	3-pt	24 Vac	-	•	-	150 s	1.5	M6410C2023
	3-pt	24 Vac	-	•	2	150 s	1.5	M6410C4029
	3-pt	230 Vac	-	•	-	150 s	1.5	M6410L2023
	3-pt	230 Vac	-	•	2	150 s	1.5	M6410L4029
	LON	24 Vac	-	-	-	150 s	1.5	M7410G1016

3-way linear valves, stroke 2,5/6,5mm

Three-way control valve PN16, flat sealing DN25-40, V5833A

2



Pressure balanced control valve.

For fan coil units and small re-heaters/re-coolers; hot water or cold water (max. 50% glycol), water quality VDI2035.

Valve series	V5833A2
Valve type	3-way mixing, press. bal.
Medium type	water
Materials	body brass, stem stainless steel, plug brass
Action to open	stem down
Stroke	6.5 mm
Media temp.	2 ... 130 °C
Pressure rating	PN16
Port connection	ext. thread flat sealing
Flow char.	linear
Additional description	Valves are supplied with adjustment cap.

6,5 mm

DN size	Connection diameter	Kvs value	Close off pressure with 300N motor	Close off pressure with 400N motor	Type
mm	in.		kPa	kPa	
25	G1 1/2	4	600	1600	V5833A2076
25	G1 1/2	6.3	600	1600	V5833A2084
25	G1 1/2	10	600	1600	V5833A2092
32	G2	16	300	1200	V5833A2100
40	G2 1/4	25	-	1000	V5833A2118

Accessories



External threaded fitting for DN25 valve, pipe size R1"	AC-25T
External threaded fitting for DN32 valve, pipe size R1 1/4"	AC-32T
External threaded fitting for DN40 valve, pipe size R1 1/2"	AC-40T
Internal threaded fitting for DN25 valve, pipe size Rp1"	AC-25TF
Internal threaded fitting for DN32 valve, pipe size Rp1 1/4"	AC-32TF
Internal threaded fitting for DN40 valve, pipe size Rp1 1/2"	AC-40TF
Spare adjustment cap (pack of 10)	5585100

3-way linear valves, stroke 2,5/6,5mm

Actuators	Control input signal	Supply voltage	Power loss action	Manual operation	End switches	Runtime	Cable length	Spring return	Type
						s	m		
6.5 mm; 300 N	0/2..10V-	24 Vac	-	-	-	150	1.5	-	M7410E1028
	0/2..10V-	24 Vac	-	•	-	150	1.5	-	M7410E2034
	0/2..10V-	24 Vac	-	•	2	150	1.5	-	M7410E4030
	3-pt	24 Vac	-	-	-	150	1.5	-	M7410C1015
	3-pt	24 Vac	-	-	-	150	5	-	M7410C1015-5M
	3-pt	24 Vac	-	•	-	150	1.5	-	M6410C2031
	3-pt	24 Vac	-	•	2	150	1.5	-	M6410C4037
	3-pt	230 Vac	-	•	-	150	1.5	-	M6410L2031
	3-pt	230 Vac	-	•	2	150	1.5	-	M6410L4037
	LON	24 Vac	-	-	-	150	1.5	-	M7410G1024
6.5 mm; 400 N	0/2..10V-	24 Vac	-	•	-	15	-	-	ML7430E1005
	0/2..10V-	24 Vac	A-AB closed	-	-	60	-	•	ML7435E1004
	3-pt	24 Vac	A-AB closed	-	-	60	-	•	ML6435B1008
	3-pt	230 Vac	A-AB closed	-	-	60	-	•	ML6435B1016

2-way linear valves, stroke 2,5/6,5mm

Valve Small, Conical sealing, 2-way, PN16, DN15/20/25, VSxC-2



For individual room control, fan coil units and small re-heaters/re-coolers; hot water or cold water (max. 50% glycol), water quality VDI2035.

Valve type	2-way
Medium type	water
Materials	body brass, stem stainless steel, plug brass
Action to open	stem down
Media temp.	2 ... 120 °C
Pressure rating	PN16
Port connection	ext. thread con. sealing
Additional description	Valves are supplied with adjustment cap.

2,5 mm On/off; adjustment cap for full stroke travel

DN size	Connection diameter	Kvs value	Close off pressure with 90N motor	Close off pressure with 180N motor	Stroke	Flow char.	Type
mm	in.		kPa	kPa	mm		
15	G1/2	1	600	-	2.5	on/off	VSOC-215-1.0
15	G1/2	1.6	300	-	2.5	on/off	VSOC-215-1.6
15	G1/2	2.5	150	-	2.5	on/off	VSOC-215-2.5
20	1 1/8 x 14	2.5	200	-	2.5	on/off	VSOC-220-2.5
20	1 1/8 x 14	4	100	-	2.5	on/off	VSOC-220-4.0
25	G1 1/4	4	200	-	2.5	on/off	VSOC-225-4.0P
25	G1 1/4	5.5	200	-	2.5	on/off	VSOC-225-5.5P

6,5 mm Modulating; adjustment cap opens A-B half stroke until 50% open



DN size	Connection diameter	Kvs value	Close off pressure with 90N motor	Close off pressure with 180N motor	Stroke	Flow char.	Type
mm	in.		kPa	kPa	mm		
15	G1/2	0.16	600	600	6.5	mod.equal%	VSMC-215-0.16
15	G1/2	0.25	600	600	6.5	mod.equal%	VSMC-215-0.25
15	G1/2	0.4	600	600	6.5	mod.equal%	VSMC-215-0.4
15	G1/2	0.63	600	600	6.5	mod.equal%	VSMC-215-0.63
15	G1/2	1	600	600	6.5	mod.equal%	VSMC-215-1.0
15	G1/2	1.6	300	300	6.5	mod.equal%	VSMC-215-1.6
15	G1/2	2.5	100	100	6.5	mod.equal%	VSMC-215-2.5
20	1 1/8 x 14	4	50	50	6.5	mod.equal%	VSMC-220-4.0
25	G1 1/4	6.3	250	250	6.5	mod.equal%	VSMC-225-6.3P
25	G1 1/4	8	250	250	6.5	mod.equal%	VSMC-225-8.0P

Accessories

Compression fitting for DN15 valve, pipe size 15 mm	ACN-15C
Compression fitting for DN20 valve, pipe size 22 mm	ACN-20C
Soldering fitting for DN15 valve, pipe size 12 mm	ACN-15S
Soldering fitting for DN20 valve, pipe size 15 mm	ACN-20S
External threaded fitting for DN15 valve, pipe size R3/8"	ACN-15T
External threaded fitting for DN20 valve, pipe size R1/2"	ACN-20T

2-way linear valves, stroke 2,5/6,5mm

Actuators	Control input signal	Supply voltage	Power loss action	Manual operation	End switches	Runtime	Cable length m	Type	
2.5 mm; 90 N	0/2...10V-	24 Vac	-	-	-	70 s	1.5	M7410E5001	
	0/2...10V-	24 Vac	-	-	-	70 s	10	M7410E5001-10M	
	0/2...10V-	24 Vac	-	-	-	70 s	3	M7410E5001-3M	
	0/2...10V-	24 Vac	-	-	-	70 s	5	M7410E5001-5M	
	2-pt	24 Vac/dc	valve open	-	-	4 min	1	MT4-024-NC	
	2-pt	24 Vac/dc	valve open	-	-	4 min	2.5	MT4-024-NC-2.5M	
	2-pt	24 Vac/dc	valve open	-	1	4 min	1	MT4-024S-NC	
	2-pt	24 Vac/dc	valve closed	-	-	4 min	1	MT4-024-NO	
	2-pt	24 Vac/dc	valve closed	-	-	4 min	2.5	MT4-024-NO-2.5M	
	2-pt	24 Vac/dc	valve closed	-	1	4 min	1	MT4-024S-NO	
	2-pt	230 Vac	valve open	-	-	4 min	1	MT4-230-NC	
	2-pt	230 Vac	valve open	-	-	4 min	2.5	MT4-230-NC-2.5M	
	2-pt	230 Vac	valve open	-	1	4 min	1	MT4-230S-NC	
	2-pt	230 Vac	valve closed	-	-	4 min	1	MT4-230-NO	
	2-pt	230 Vac	valve closed	-	-	4 min	2.5	MT4-230-NO-2.5M	
	2-pt	230 Vac	valve closed	-	1	4 min	1	MT4-230S-NO	
	LON	24 Vac	-	-	-	53 s	1.5	M7410G1008	
	2.5 mm; 100 N	0...10V-	24 Vac	valve open	-	-	75 s	optional: 1, 3, 5	M4410E1510
		0...10V-	24 Vdc	valve open	-	-	75 s	optional: 1, 3, 5	M4410K1515
2-pt		24 Vac/dc	valve open	-	-	4 min	1	M4410C4500	
2-pt		24 Vac/dc	valve open	-	1	4 min	1	M4410C4540	
2-pt		24 Vac/dc	valve closed	-	-	4 min	1	M4410C4000	
2-pt		230 Vac	valve open	-	-	4 min	1	M4410L4500	
2-pt		230 Vac	valve open	-	1	4 min	1	M4410L4540	
2-pt		230 Vac	valve closed	-	-	4 min	1	M4410L4000	
6.5 mm; 90 N		2-pt	24 Vac/dc	valve open	-	-	6 min	1	MT8-024-NC
	2-pt	24 Vac/dc	valve open	-	-	6 min	2.5	MT8-024-NC-2.5M	
	2-pt	24 Vac/dc	valve open	-	1	6 min	1	MT8-024S-NC	
	2-pt	24 Vac/dc	valve closed	-	-	3,6/16 s	1.5	M5410C1001	
	2-pt	24 Vac/dc	valve closed	-	-	6 min	1	MT8-024-NO	
	2-pt	24 Vac/dc	valve closed	-	-	6 min	2.5	MT8-024-NO-2.5M	
	2-pt	24 Vac/dc	valve closed	-	1	6 min	1	MT8-024S-NO	
	2-pt	230 Vac	valve open	-	-	6.5 min	1	MT8-230-NC	
	2-pt	230 Vac	valve open	-	-	6.5 min	2.5	MT8-230-NC-2.5M	
	2-pt	230 Vac	valve open	-	1	6.5 min	1	MT8-230S-NC	
	2-pt	230 Vac	valve closed	-	-	3,6/16 s	1.5	M5410L1001	
	2-pt	230 Vac	valve closed	-	-	6.5 min	1	MT8-230-NO	
	2-pt	230 Vac	valve closed	-	-	6.5 min	2.5	MT8-230-NO-2.5M	
	2-pt	230 Vac	valve closed	-	1	6.5 min	1	MT8-230S-NO	
	6.5 mm; 180 N	0/2...10V-	24 Vac	-	-	-	150 s	1.5	M7410E1002
0/2...10V-		24 Vac	-	-	-	150 s	10	M7410E1002-10M	
0/2...10V-		24 Vac	-	•	-	150 s	1.5	M7410E2026	
0/2...10V-		24 Vac	-	•	2	150 s	1.5	M7410E4022	
3-pt		24 Vac	-	-	-	150 s	1.5	M7410C1007	
3-pt		24 Vac	-	-	-	150 s	10	M7410C1007-10M	
3-pt		24 Vac	-	-	-	150 s	3	M7410C1007-3M	
3-pt		24 Vac	-	-	-	150 s	5	M7410C1007-5M	
3-pt		24 Vac	-	•	-	150 s	1.5	M6410C2023	
3-pt		24 Vac	-	•	2	150 s	1.5	M6410C4029	
3-pt		230 Vac	-	•	-	150 s	1.5	M6410L2023	
3-pt		230 Vac	-	•	2	150 s	1.5	M6410L4029	
LON		24 Vac	-	-	-	150 s	1.5	M7410G1016	

2-way linear valves, stroke 2,5/6,5mm

Valve Small, Flat sealing, 2-way, PN16, DN15/20/25, VSxF-2



For individual room control, fan coil units and small re-heaters/re-coolers; hot water or cold water (max. 50% glycol), water quality VDI2035.

Valve type	2-way
Medium type	water
Materials	body brass, stem stainless steel, plug brass
Action to open	stem down
Media temp.	2 ... 120 °C
Pressure rating	PN16
Port connection	ext. thread flat sealing
Additional description	Valves are supplied with adjustment cap.

2,5 mm On/off; adjustment cap for full stroke travel

DN size	Connection diameter	Kvs value	Close off pressure with 90N motor	Close off pressure with 180N motor	Stroke	Flow char.	Type
mm	in.		kPa	kPa	mm		
15	G1/2	1	600	-	2.5	on/off	VSOF-215-1.0
15	G1/2	1.6	300	-	2.5	on/off	VSOF-215-1.6
15	G1/2	2.5	150	-	2.5	on/off	VSOF-215-2.5
20	G3/4	2.5	200	-	2.5	on/off	VSOF-220-2.5
20	G3/4	4	100	-	2.5	on/off	VSOF-220-4.0
25	G1 1/4	4	200	-	2.5	on/off	VSOF-225-4.0P
25	G1 1/4	5.5	200	-	2.5	on/off	VSOF-225-5.5P

6,5 mm Modulating; adjustment cap opens A-B half stroke until 50% open



DN size	Connection diameter	Kvs value	Close off pressure with 90N motor	Close off pressure with 180N motor	Stroke	Flow char.	Type
mm	in.		kPa	kPa	mm		
15	G1/2	0.16	600	600	6.5	mod.equal%	VSMF-215-0.16
15	G1/2	0.25	600	600	6.5	mod.equal%	VSMF-215-0.25
15	G1/2	0.4	600	600	6.5	mod.equal%	VSMF-215-0.4
15	G1/2	0.63	600	600	6.5	mod.equal%	VSMF-215-0.63
15	G1/2	1	600	600	6.5	mod.equal%	VSMF-215-1.0
15	G1/2	1.6	300	300	6.5	mod.equal%	VSMF-215-1.6
15	G1/2	2.5	100	100	6.5	mod.equal%	VSMF-215-2.5
20	G3/4	2.5	150	150	6.5	mod.equal%	VSMF-220-2.5
20	G3/4	4	50	50	6.5	mod.equal%	VSMF-220-4.0
25	G1 1/4	6.3	250	250	6.5	mod.equal%	VSMF-225-6.3P
25	G1 1/4	8	250	250	6.5	mod.equal%	VSMF-225-8.0P

Accessories

Soldering fitting for DN15 valve, pipe size 12 mm	AC-15FS
Soldering fitting for DN20 valve, pipe size 15 mm	AC-20FS
External threaded fitting for DN15 valve, pipe size R3/8"	AC-15FT
External threaded fitting for DN20 valve, pipe size R1/2"	AC-20FT
External threaded fitting for DN25 valve, pipe size R1"	ACS-25T

2-way linear valves, stroke 2,5/6,5mm

Actuators	Control input signal	Supply voltage	Power loss action	Manual operation	End switches	Runtime	Cable length m	Type	
2.5 mm; 90 N	0/2...10V-	24 Vac	-	-	-	70 s	1.5	M7410E5001	
	0/2...10V-	24 Vac	-	-	-	70 s	10	M7410E5001-10M	
	0/2...10V-	24 Vac	-	-	-	70 s	3	M7410E5001-3M	
	0/2...10V-	24 Vac	-	-	-	70 s	5	M7410E5001-5M	
	2-pt	24 Vac/dc	valve open	-	-	4 min	1	MT4-024-NC	
	2-pt	24 Vac/dc	valve open	-	-	4 min	2.5	MT4-024-NC-2.5M	
	2-pt	24 Vac/dc	valve open	-	1	4 min	1	MT4-024S-NC	
	2-pt	24 Vac/dc	valve closed	-	-	4 min	1	MT4-024-NO	
	2-pt	24 Vac/dc	valve closed	-	-	4 min	2.5	MT4-024-NO-2.5M	
	2-pt	24 Vac/dc	valve closed	-	1	4 min	1	MT4-024S-NO	
	2-pt	230 Vac	valve open	-	-	4 min	1	MT4-230-NC	
	2-pt	230 Vac	valve open	-	-	4 min	2.5	MT4-230-NC-2.5M	
	2-pt	230 Vac	valve open	-	1	4 min	1	MT4-230S-NC	
	2-pt	230 Vac	valve closed	-	-	4 min	1	MT4-230-NO	
	2-pt	230 Vac	valve closed	-	-	4 min	2.5	MT4-230-NO-2.5M	
	2-pt	230 Vac	valve closed	-	1	4 min	1	MT4-230S-NO	
	LON	24 Vac	-	-	-	53 s	1.5	M7410G1008	
	2.5 mm; 100 N	0...10V-	24 Vac	valve open	-	-	75 s	optional: 1, 3, 5	M4410E1510
		0...10V-	24 Vdc	valve open	-	-	75 s	optional: 1, 3, 5	M4410K1515
2-pt		24 Vac/dc	valve open	-	-	4 min	1	M4410C4500	
2-pt		24 Vac/dc	valve open	-	1	4 min	1	M4410C4540	
2-pt		24 Vac/dc	valve closed	-	-	4 min	1	M4410C4000	
2-pt		230 Vac	valve open	-	-	4 min	1	M4410L4500	
2-pt		230 Vac	valve open	-	1	4 min	1	M4410L4540	
2-pt		230 Vac	valve closed	-	-	4 min	1	M4410L4000	
6.5 mm; 90 N	2-pt	24 Vac/dc	valve open	-	-	6 min	1	MT8-024-NC	
	2-pt	24 Vac/dc	valve open	-	-	6 min	2.5	MT8-024-NC-2.5M	
	2-pt	24 Vac/dc	valve open	-	1	6 min	1	MT8-024S-NC	
	2-pt	24 Vac/dc	valve closed	-	-	3,6/16 s	1.5	M5410C1001	
	2-pt	24 Vac/dc	valve closed	-	-	6 min	1	MT8-024-NO	
	2-pt	24 Vac/dc	valve closed	-	-	6 min	2.5	MT8-024-NO-2.5M	
	2-pt	24 Vac/dc	valve closed	-	1	6 min	1	MT8-024S-NO	
	2-pt	230 Vac	valve open	-	-	6.5 min	1	MT8-230-NC	
	2-pt	230 Vac	valve open	-	-	6.5 min	2.5	MT8-230-NC-2.5M	
	2-pt	230 Vac	valve open	-	1	6.5 min	1	MT8-230S-NC	
	2-pt	230 Vac	valve closed	-	-	3,6/16 s	1.5	M5410L1001	
	2-pt	230 Vac	valve closed	-	-	6.5 min	1	MT8-230-NO	
	2-pt	230 Vac	valve closed	-	-	6.5 min	2.5	MT8-230-NO-2.5M	
	2-pt	230 Vac	valve closed	-	1	6.5 min	1	MT8-230S-NO	
6.5 mm; 180 N	0/2...10V-	24 Vac	-	-	-	150 s	1.5	M7410E1002	
	0/2...10V-	24 Vac	-	-	-	150 s	10	M7410E1002-10M	
	0/2...10V-	24 Vac	-	•	-	150 s	1.5	M7410E2026	
	0/2...10V-	24 Vac	-	•	2	150 s	1.5	M7410E4022	
	3-pt	24 Vac	-	-	-	150 s	1.5	M7410C1007	
	3-pt	24 Vac	-	-	-	150 s	10	M7410C1007-10M	
	3-pt	24 Vac	-	-	-	150 s	3	M7410C1007-3M	
	3-pt	24 Vac	-	-	-	150 s	5	M7410C1007-5M	
	3-pt	24 Vac	-	•	-	150 s	1.5	M6410C2023	
	3-pt	24 Vac	-	•	2	150 s	1.5	M6410C4029	
	3-pt	230 Vac	-	•	-	150 s	1.5	M6410L2023	
	3-pt	230 Vac	-	•	2	150 s	1.5	M6410L4029	
	LON	24 Vac	-	-	-	150 s	1.5	M7410G1016	

2-way linear valves, stroke 2,5/6,5mm

Two-way control valve PN16, conical sealing DN15/20, V5822A



For individual room control, fan coil units and small re-heaters/re-coolers; hot water or cold water (max. 50% glycol), water quality VDI2035.

Valve series	V5822A
Valve type	2-way
Medium type	water
Materials	body brass, stem stainless steel, plug brass
Action to open	stem up
Media temp.	2 ... 120 °C
Pressure rating	PN16
Port connection	ext. thread con. sealing
Additional description	Valves are supplied with adjustment cap (not for on/off types).

2,5 mm

DN size	Connection diameter	Kvs value	Close off pressure with 90N motor	Close off pressure with 180N motor	Stroke	Flow char.	Type
mm	in.		kPa	kPa	mm		
15	G1/2	1.6	180	-	2.5	on/off	V5822A4000
20	1 1/8" x 14	2.5	50	-	2.5	on/off	V5822A4018

6,5 mm



DN size	Connection diameter	Kvs value	Close off pressure with 90N motor	Close off pressure with 180N motor	Stroke	Flow char.	Type
mm	in.		kPa	kPa	mm		
15	G1/2	0.16	600	1600	6.5	mod.equal%	V5822A1006
15	G1/2	0.25	600	1600	6.5	mod.equal%	V5822A1014
15	G1/2	0.4	600	1600	6.5	mod.equal%	V5822A1022
15	G1/2	0.63	600	1600	6.5	mod.equal%	V5822A1030
15	G1/2	1	180	1200	6.5	mod.equal%	V5822A1048
15	G1/2	1.6	180	1200	6.5	mod.equal%	V5822A1055
20	1 1/8" x 14	2.5	50	400	6.5	mod.equal%	V5822A1063
20	1 1/8" x 14	4	50	400	6.5	mod.equal%	V5822A1071

Accessories

Compression fitting for DN15 valve, pipe size 15 mm	ACN-15C
Compression fitting for DN20 valve, pipe size 22 mm	ACN-20C
External threaded fitting for DN15 valve, pipe size 3/8"	ACN-15T
External threaded fitting for DN20 valve, pipe size 1/2"	ACN-20T
Spare adjustment cap (pack of 10)	5585100

Actuators	Control input signal	Supply voltage	Power loss action	Manual operation	End switches	Runtime	Cable length	Type
							m	
2.5 mm; 90 N	0/2...10V=	24 Vac	-	-	-	70 s	1.5	M7410E5001
	0/2...10V=	24 Vac	-	-	-	70 s	10	M7410E5001-10M
	0/2...10V=	24 Vac	-	-	-	70 s	3	M7410E5001-3M
	0/2...10V=	24 Vac	-	-	-	70 s	5	M7410E5001-5M
	2-pt	24 Vac/dc	valve open	-	-	4 min	1	MT4-024-NO
	2-pt	24 Vac/dc	valve open	-	-	4 min	2.5	MT4-024-NO-2.5M
	2-pt	24 Vac/dc	valve open	-	1	4 min	1	MT4-024S-NO
	2-pt	24 Vac/dc	valve closed	-	-	4 min	1	MT4-024-NC

2-way linear valves, stroke 2,5/6,5mm

Actuators	Control input signal	Supply voltage	Power loss action	Manual operation	End switches	Runtime	Cable length m	Type
	2-pt	24 Vac/dc	valve closed	-	-	4 min	2.5	MT4-024-NC-2.5M
	2-pt	24 Vac/dc	valve closed	-	1	4 min	1	MT4-024S-NC
	2-pt	230 Vac	valve open	-	-	4 min	1	MT4-230-NO
	2-pt	230 Vac	valve open	-	-	4 min	2.5	MT4-230-NO-2.5M
	2-pt	230 Vac	valve open	-	1	4 min	1	MT4-230S-NO
	2-pt	230 Vac	valve closed	-	-	4 min	1	MT4-230-NC
	2-pt	230 Vac	valve closed	-	-	4 min	2.5	MT4-230-NC-2.5M
	2-pt	230 Vac	valve closed	-	1	4 min	1	MT4-230S-NC
	3-pt	24 Vac	-	-	-	57 s	0.9	M7410A1001
	3-pt	24 Vac	-	-	-	57 s	10	M7410A1001-10M
	3-pt	24 Vac	-	-	-	57 s	3	M7410A1001-3M
	3-pt	24 Vac	-	-	-	57 s	5	M7410A1001-5M
	LON	24 Vac	-	-	-	53 s	1.5	M7410G1008
2.5 mm; 100 N	0..10V=	24 Vac	valve closed	-	-	75 s	optional: 1, 3, 5	M4410E1510
	0..10V=	24 Vdc	valve closed	-	-	75 s	optional: 1, 3, 5	M4410K1515
	2-pt	24 Vac/dc	valve open	-	-	4 min	1	M4410C4000
	2-pt	24 Vac/dc	valve closed	-	-	4 min	1	M4410C4500
	2-pt	24 Vac/dc	valve closed	-	1	4 min	1	M4410C4540
	2-pt	230 Vac	valve open	-	-	4 min	1	M4410L4000
	2-pt	230 Vac	valve closed	-	-	4 min	1	M4410L4500
	2-pt	230 Vac	valve closed	-	1	4 min	1	M4410L4540
6.5 mm; 90 N	2-pt	24 Vac/dc	valve open	-	-	3,6/16 s	1.5	M5410C1001
	2-pt	24 Vac/dc	valve open	-	-	6 min	1	MT8-024-NO
	2-pt	24 Vac/dc	valve open	-	-	6 min	2.5	MT8-024-NO-2.5M
	2-pt	24 Vac/dc	valve open	-	1	6 min	1	MT8-024S-NO
	2-pt	24 Vac/dc	valve closed	-	-	6 min	1	MT8-024-NC
	2-pt	24 Vac/dc	valve closed	-	-	6 min	2.5	MT8-024-NC-2.5M
	2-pt	24 Vac/dc	valve closed	-	1	6 min	1	MT8-024S-NC
	2-pt	230 Vac	valve open	-	-	3,6/16 s	1.5	M5410L1001
	2-pt	230 Vac	valve open	-	-	6.5 min	1	MT8-230-NO
	2-pt	230 Vac	valve open	-	-	6.5 min	2.5	MT8-230-NO-2.5M
	2-pt	230 Vac	valve open	-	1	6.5 min	1	MT8-230S-NO
	2-pt	230 Vac	valve closed	-	-	6.5 min	1	MT8-230-NC
	2-pt	230 Vac	valve closed	-	-	6.5 min	2.5	MT8-230-NC-2.5M
	2-pt	230 Vac	valve closed	-	1	6.5 min	1	MT8-230S-NC
6.5 mm; 180 N	0/2..10V=	24 Vac	-	-	-	150 s	1.5	M7410E1002
	0/2..10V=	24 Vac	-	-	-	150 s	10	M7410E1002-10M
	0/2..10V=	24 Vac	-	•	-	150 s	1.5	M7410E2026
	0/2..10V=	24 Vac	-	•	2	150 s	1.5	M7410E4022
	3-pt	24 Vac	-	-	-	150 s	1.5	M7410C1007
	3-pt	24 Vac	-	-	-	150 s	10	M7410C1007-10M
	3-pt	24 Vac	-	-	-	150 s	3	M7410C1007-3M
	3-pt	24 Vac	-	-	-	150 s	5	M7410C1007-5M
	3-pt	24 Vac	-	•	-	150 s	1.5	M6410C2023
	3-pt	24 Vac	-	•	2	150 s	1.5	M6410C4029
	3-pt	230 Vac	-	•	-	150 s	1.5	M6410L2023
	3-pt	230 Vac	-	•	2	150 s	1.5	M6410L4029
	LON	24 Vac	-	-	-	150 s	1.5	M7410G1016

2-way linear valves, stroke 2,5/6,5mm

Two-way control valve PN16, flat sealing DN15/20, V5832A



For individual room control, fan coil units and small re-heaters/re-coolers; hot water or cold water (max. 50% glycol), water quality VDI2035.

Valve series	V5832A
Valve type	2-way
Medium type	water
Materials	body brass, stem stainless steel, plug brass
Action to open	stem up
Media temp.	2 ... 120 °C
Pressure rating	PN16
Port connection	ext. thread flat sealing
Additional description	Valves are supplied with adjustment cap (not for on/off types).

2,5 mm

DN size	Connection diameter	Kvs value	Close off pressure with 90N motor	Close off pressure with 180N motor	Stroke	Flow char.	Type
mm	in.		kPa	kPa	mm		
15	G1/2	1.6	180	-	2.5	on/off	V5832A4008
20	G3/4	2.5	50	-	2.5	on/off	V5832A4016

6,5 mm



DN size	Connection diameter	Kvs value	Close off pressure with 90N motor	Close off pressure with 180N motor	Stroke	Flow char.	Type
mm	in.		kPa	kPa	mm		
15	G1/2	0.16	600	1600	6.5	mod.equal%	V5832A1004
15	G1/2	0.25	600	1600	6.5	mod.equal%	V5832A1012
15	G1/2	0.4	600	1600	6.5	mod.equal%	V5832A1020
15	G1/2	0.63	600	1600	6.5	mod.equal%	V5832A1038
15	G1/2	1	180	1200	6.5	mod.equal%	V5832A1046
15	G1/2	1.6	180	1200	6.5	mod.equal%	V5832A1053
20	G3/4	2.5	50	400	6.5	mod.equal%	V5832A1061
20	G3/4	4	50	400	6.5	mod.equal%	V5832A1079

Accessories

Soldering fitting for DN15 valve, pipe size 12 mm	AC-15FS
Soldering fitting for DN20 valve, pipe size 15 mm	AC-20FS
External threaded fitting for DN15 valve, pipe size 3/8"	AC-15FT
External threaded fitting for DN20 valve, pipe size 1/2"	AC-20FT
Spare adjustment cap (pack of 10)	5585100

Actuators	Control input signal	Supply voltage	Power loss action	Manual operation	End switches	Runtime	Cable length	Type
							m	
2.5 mm; 90 N	0/2...10V=	24 Vac	-	-	-	70 s	1.5	M7410E5001
	0/2...10V=	24 Vac	-	-	-	70 s	10	M7410E5001-10M
	0/2...10V=	24 Vac	-	-	-	70 s	3	M7410E5001-3M
	0/2...10V=	24 Vac	-	-	-	70 s	5	M7410E5001-5M
	2-pt	24 Vac/dc	valve open	-	-	4 min	1	MT4-024-NO
	2-pt	24 Vac/dc	valve open	-	-	4 min	2.5	MT4-024-NO-2.5M
	2-pt	24 Vac/dc	valve open	-	1	4 min	1	MT4-024S-NO
	2-pt	24 Vac/dc	valve closed	-	-	4 min	1	MT4-024-NC

2-way linear valves, stroke 2,5/6,5mm

Actuators	Control input signal	Supply voltage	Power loss action	Manual operation	End switches	Runtime	Cable length m	Type
	2-pt	24 Vac/dc	valve closed	-	-	4 min	2.5	MT4-024-NC-2.5M
	2-pt	24 Vac/dc	valve closed	-	1	4 min	1	MT4-024S-NC
	2-pt	230 Vac	valve open	-	-	4 min	1	MT4-230-NO
	2-pt	230 Vac	valve open	-	-	4 min	2.5	MT4-230-NO-2.5M
	2-pt	230 Vac	valve open	-	1	4 min	1	MT4-230S-NO
	2-pt	230 Vac	valve closed	-	-	4 min	1	MT4-230-NC
	2-pt	230 Vac	valve closed	-	-	4 min	2.5	MT4-230-NC-2.5M
	2-pt	230 Vac	valve closed	-	1	4 min	1	MT4-230S-NC
	3-pt	24 Vac	-	-	-	57 s	0.9	M7410A1001
	3-pt	24 Vac	-	-	-	57 s	10	M7410A1001-10M
	3-pt	24 Vac	-	-	-	57 s	3	M7410A1001-3M
	3-pt	24 Vac	-	-	-	57 s	5	M7410A1001-5M
	LON	24 Vac	-	-	-	53 s	1.5	M7410G1008
2.5 mm; 100 N	0..10V=	24 Vac	valve closed	-	-	75 s	optional: 1, 3, 5	M4410E1510
	0..10V=	24 Vdc	valve closed	-	-	75 s	optional: 1, 3, 5	M4410K1515
	2-pt	24 Vac/dc	valve open	-	-	4 min	1	M4410C4000
	2-pt	24 Vac/dc	valve closed	-	-	4 min	1	M4410C4500
	2-pt	24 Vac/dc	valve closed	-	1	4 min	1	M4410C4540
	2-pt	230 Vac	valve open	-	-	4 min	1	M4410L4000
	2-pt	230 Vac	valve closed	-	-	4 min	1	M4410L4500
	2-pt	230 Vac	valve closed	-	1	4 min	1	M4410L4540
6.5 mm; 90 N	2-pt	24 Vac/dc	valve open	-	-	3,6/16 s	1.5	M5410C1001
	2-pt	24 Vac/dc	valve open	-	-	6 min	1	MT8-024-NO
	2-pt	24 Vac/dc	valve open	-	-	6 min	2.5	MT8-024-NO-2.5M
	2-pt	24 Vac/dc	valve open	-	1	6 min	1	MT8-024S-NO
	2-pt	24 Vac/dc	valve closed	-	-	6 min	1	MT8-024-NC
	2-pt	24 Vac/dc	valve closed	-	-	6 min	2.5	MT8-024-NC-2.5M
	2-pt	24 Vac/dc	valve closed	-	1	6 min	1	MT8-024S-NC
	2-pt	230 Vac	valve open	-	-	3,6/16 s	1.5	M5410L1001
	2-pt	230 Vac	valve open	-	-	6.5 min	1	MT8-230-NO
	2-pt	230 Vac	valve open	-	-	6.5 min	2.5	MT8-230-NO-2.5M
	2-pt	230 Vac	valve open	-	1	6.5 min	1	MT8-230S-NO
	2-pt	230 Vac	valve closed	-	-	6.5 min	1	MT8-230-NC
	2-pt	230 Vac	valve closed	-	-	6.5 min	2.5	MT8-230-NC-2.5M
	2-pt	230 Vac	valve closed	-	1	6.5 min	1	MT8-230S-NC
6.5 mm; 180 N	0/2..10V=	24 Vac	-	-	-	150 s	1.5	M7410E1002
	0/2..10V=	24 Vac	-	-	-	150 s	10	M7410E1002-10M
	0/2..10V=	24 Vac	-	•	-	150 s	1.5	M7410E2026
	0/2..10V=	24 Vac	-	•	2	150 s	1.5	M7410E4022
	3-pt	24 Vac	-	-	-	150 s	1.5	M7410C1007
	3-pt	24 Vac	-	-	-	150 s	10	M7410C1007-10M
	3-pt	24 Vac	-	-	-	150 s	3	M7410C1007-3M
	3-pt	24 Vac	-	-	-	150 s	5	M7410C1007-5M
	3-pt	24 Vac	-	•	-	150 s	1.5	M6410C2023
	3-pt	24 Vac	-	•	2	150 s	1.5	M6410C4029
	3-pt	230 Vac	-	•	-	150 s	1.5	M6410L2023
	3-pt	230 Vac	-	•	2	150 s	1.5	M6410L4029
	LON	24 Vac	-	-	-	150 s	1.5	M7410G1016

2-way linear valves, stroke 2,5/6,5mm

Two-way control valve PN16, flat sealing DN25-40, V5832B



Pressure balanced control valve.

For fan coil units and small re-heaters/re-coolers; hot water or cold water (max. 50% glycol), water quality VDI2035.

Valve series	V5832B2
Valve type	2-way press. bal.
Medium type	water
Materials	body brass, stem stainless steel, plug brass
Action to open	stem down
Stroke	6.5 mm
Media temp.	2 ... 130 °C
Pressure rating	PN16
Port connection	ext. thread flat sealing
Flow char.	linear
Additional description	Valves are supplied with adjustment cap.

6,5 mm

DN size	Connection diameter	Kvs value	Close off pressure with 300N motor	Close off pressure with 400N motor	Type
mm	in.		kPa	kPa	
25	G1 1/2	4	1600	1600	V5832B2075
25	G1 1/2	6.3	1600	1600	V5832B2083
25	G1 1/2	10	1600	1600	V5832B2091
32	G2	16	1200	1200	V5832B2109
40	G2 1/4	25	1000	1000	V5832B2117

Accessories



External threaded fitting for DN25 valve, pipe size R1"	AC-25T
External threaded fitting for DN32 valve, pipe size R1 1/4"	AC-32T
External threaded fitting for DN40 valve, pipe size R1 1/2"	AC-40T
Internal threaded fitting for DN25 valve, pipe size Rp1"	AC-25TF
Internal threaded fitting for DN32 valve, pipe size Rp1 1/4"	AC-32TF
Internal threaded fitting for DN40 valve, pipe size Rp1 1/2"	AC-40TF
Spare adjustment cap (pack of 10)	5585100

2-way linear valves, stroke 2,5/6,5mm

Actuators	Control input signal	Supply voltage	Power loss action	Manual operation	End switches	Runtime s	Cable length m	Spring return	Type
6.5 mm; 300 N	0/2...10V-	24 Vac	-	-	-	150	1.5	-	M7410E1028
	0/2...10V-	24 Vac	-	•	-	150	1.5	-	M7410E2034
	0/2...10V-	24 Vac	-	•	2	150	1.5	-	M7410E4030
	3-pt	24 Vac	-	-	-	150	1.5	-	M7410C1015
	3-pt	24 Vac	-	-	-	150	5	-	M7410C1015-5M
	3-pt	24 Vac	-	•	-	150	1.5	-	M6410C2031
	3-pt	24 Vac	-	•	2	150	1.5	-	M6410C4037
	3-pt	230 Vac	-	•	-	150	1.5	-	M6410L2031
	3-pt	230 Vac	-	•	2	150	1.5	-	M6410L4037
	LON	24 Vac	-	-	-	150	1.5	-	M7410G1024
6.5 mm; 400 N	0/2...10V-	24 Vac	-	•	-	15	-	-	ML7430E1005
	0/2...10V-	24 Vac	valve closed	-	-	60	-	•	ML7435E1004
	3-pt	24 Vac	valve closed	-	-	60	-	•	ML6435B1008
	3-pt	230 Vac	valve closed	-	-	60	-	•	ML6435B1016

2-way linear valves, stroke 2,5/6,5mm

Compact 2-way control valve PN25, pressure balanced, DN15/32, V5825B



Compact district heating valve, with wide application range.
For domestic hot water and district heating; hot water or cold water (max. 50% glycol), water quality VDI2035.

Valve series	V5825B
Valve type	2-way press. bal.
Medium type	steam (water)
Materials	body red bronze (DIN1705), trim stainless steel
Action to open	stem down
Close off pressure with 300N motor	1600 kPa
Close off pressure with 400N motor	2500 kPa
Stroke	6.5 mm
Media temp.	2 ... 130 °C
Pressure rating	PN25
Port connection	ext. thread flat sealing
Flow char.	mod.equal%
Additional description	Approved according DIN EN 14597 in combination with ML7435E/ML6435B.

6,5 mm

DN size mm	Connection diameter in.	Kvs value	Type
15	G3/4	0.25	V5825B1001
15	G3/4	0.4	V5825B1019
15	G3/4	0.63	V5825B1027
15	G3/4	1	V5825B1035
15	G3/4	1.6	V5825B1043
20	G1	2.5	V5825B1050
20	G1	4	V5825B1068
25	G1 1/4	6.3	V5825B1076
32	G1 1/2	10	V5825B1084

Accessories



External threaded fitting for DN15 valve, pipe size R1/2"	ACS-15T
External threaded fitting for DN20 valve, pipe size R3/4"	ACS-20T
External threaded fitting for DN25 valve, pipe size R1"	ACS-25T
External threaded fitting for DN32 valve, pipe size R1 1/4"	ACS-32T
Welding fitting for DN15 valve, pipe size 1/2"	ACS-15W
Welding fitting for DN20 valve, pipe size 3/4"	ACS-20W
Welding fitting for DN25 valve, pipe size 1"	ACS-25W
Welding fitting for DN32 valve, pipe size 1 1/4"	ACS-32W

2-way linear valves, stroke 2,5/6,5mm

Actuators	Control input signal	Supply voltage	Power loss action	Manual operation	End switches	Runtime	Cable length	Spring return	Type
						s	m		
6.5 mm; 300 N	0/2..10V-	24 Vac	-	-	-	150	1.5	-	M7410E1028
	0/2..10V-	24 Vac	-	•	-	150	1.5	-	M7410E2034
	0/2..10V-	24 Vac	-	•	2	150	1.5	-	M7410E4030
	3-pt	24 Vac	-	-	-	150	1.5	-	M7410C1015
	3-pt	24 Vac	-	-	-	150	5	-	M7410C1015-5M
	3-pt	24 Vac	-	•	-	150	1.5	-	M6410C2031
	3-pt	24 Vac	-	•	2	150	1.5	-	M6410C4037
	3-pt	230 Vac	-	•	-	150	1.5	-	M6410L2031
	3-pt	230 Vac	-	•	2	150	1.5	-	M6410L4037
	LON	24 Vac	-	-	-	150	1.5	-	M7410G1024
6.5 mm; 400 N	0/2..10V-	24 Vac	-	•	-	15	-	-	ML7430E1005
	0/2..10V-	24 Vac	valve closed	-	-	60	-	•	ML7435E1004
	3-pt	24 Vac	valve closed	-	-	60	-	•	ML6435B1008
	3-pt	230 Vac	valve closed	-	-	60	-	•	ML6435B1016

2-way pressure independent balancing and control valve

V5005T Kombi-FCU Pressure Independent Balancing and Control Valve



The V5005T Kombi-FCU is a Pressure Independent Control Valve (PICV). It combines a flow controller and a full stroke, full authority temperature controller in one valve. Equipped with an actuator Kombi-FCU provides a full stroke modulating temperature control. It is suitable for use in variable and constant flow systems. They may be used as constant flow limiter in constant flow systems (without an actuator) or as a Pressure Independent Control Valve in variable flow systems. V5005T Kombi-FCU is typically used for balancing and temperature control of fan coil units, chilled ceilings and one-pipe heating systems.

- Automatic pressure independent balancing and control
- Precise pressure independent flow performance
- Highest energy saving potential due to efficient energy transfer and minimized pump speed
- Measuring possibility to find the optimal setpoint for the pump
- Versions with or without measuring connections available
- Reduced movements of actuators as pressure fluctuations do not influence the required temperature
- No complex calculation needed for selection
- No balancing method needed for commissioning
- Wide range of application
- Sizes DN15 to DN25 cover all popular sizes on FCUs
- Various versions to support standard flow rates as well as low flow and high flow needs
- Covers hydronic balancing and temperature control in one valve thus reducing mounting costs
- Easy commissioning
- Presetting with visual flow scale indicating directly the preset liters per hour
- Pre-setting by hand without the need of tools
- Can balance a system even if only parts of a building are in operation
- Maintenance friendly
- Emergency shutoff function with plastic cap - not for permanent use
- Measuring possibility for problematic applications (only with versions having measuring connections)
- Dirt resistant no dead zones in the valves. Continuous flow assures self cleaning effects

Medium type	water or water-glycol mixture according to VDI 2035
Media temp.	-10 ... 120 °C
Max. delta P	400 kPa
Pre-setting	yes
Automatic balancing support	yes
Connection of accessories	side connections
Place in installation	return
Port connection	internal threads
Additional description	Leakage: According to Class IV IEC 60534-2-3 (up to 3.5 bar differential pressure), According to Class III IEC 60534-2-3 (up to 4 bar differential pressure)
Valve Control function	Pressure Independent PICV
More Information	http://www.hydronic-balancing.info/home-en.html

2-way pressure independent balancing and control valve

Linear valve V5005 Kombi- FCU with internal threads to DIN EN 10226-1 (ISO7) with measuring connections

DN size	Port diameter	Minimum flow (qi)	Maximum flow (qs)	Delta-P	Measuring support	Type
mm	in.	l/h	l/h	kPa		
15	Rp 1/2	20	350	14 ... 400	•	V5005TY10150350
15	Rp 1/2	100	1000	15 ... 400	•	V5005TY10151000
20	Rp 3/4	100	1000	15 ... 400	•	V5005TY10201000
20	Rp 3/4	200	1500	20 ... 400	•	V5005TY10201500
25	Rp 1	100	1000	15 ... 400	•	V5005TY10251000
25	Rp 1	200	1500	20 ... 400	•	V5005TY10251500

Linear valve V5005 Kombi- FCU with internal threads to DIN EN 10226-1 (ISO7) WITHOUT measuring connections

DN size	Port diameter	Minimum flow (qi)	Maximum flow (qs)	Delta-P	Measuring support	Type
mm	in.	l/h	l/h	kPa		
15	Rp 1/2	20	350	14 ... 400	-	V5005TY20150350
15	Rp 1/2	100	1000	15 ... 400	-	V5005TY20151000
20	Rp 3/4	100	1000	15 ... 400	-	V5005TY20201000
20	Rp 3/4	200	1500	20 ... 400	-	V5005TY20201500
25	Rp 1	100	1000	15 ... 400	-	V5005TY20251000
25	Rp 1	200	1500	20 ... 400	-	V5005TY20251500

Accessories



MT4 series thermoelectric actuators, 4mm effective stroke, 90N, on/off	_MT4
3-point actuator, 4mm effective stroke, 90N, floating; by use of this actuator series the max. flow of the valve is reduced by 15%.	M7410A1001
Thermoelectric actuator 0..10V, 4mm effective stroke, 100N (cable required)	M4410E1510
Thermoelectric actuator 0..10V, 4mm effective stroke, 100N (cable required)	M4410K1515
Thermoelectric actuator 0..10V, 2.9mm effective stroke, 90N, modulating	M7410E5001
BasicMes-2 handheld measuring computer Computer is supplied with case and accessories	VM242A0101
Spare set of 2 pressure test cocks G1/4"	VS2600C001

2-way pressure independent balancing and control valve

V5004T Kombi-QM Pressure Independent Balancing and Control Valve



The V5004T Kombi-QM is a Pressure Independent Control Valve (PICV). It combines a flow controller and a full stroke, full authority temperature controller in one valve. Equipped with an actuator Kombi-QM provides a full stroke modulating temperature control. It is suitable for use in variable and constant flow systems. They may be used as constant flow limiter in constant flow systems (without an actuator) or as a Pressure Independent Control Valve in variable flow systems. V5004T Kombi-QM is typically used for balancing and temperature control of fan coil units, air handling units, chilled ceilings and one-pipe heating systems.

- Automatic pressure independent balancing and control
- Precise pressure independent flow performance
- Highest energy saving potential due to efficient energy transfer and minimized pump speed
- Integrated measuring possibility to find the optimal setpoint for the pump
- Reduced movements of actuators as pressure fluctuations do not influence the required temperature
- No complex calculation needed for selection
- No balancing method needed for commissioning
- Wide range of application
- Sizes DN15 up to DN250
- Various versions to support standard flow rates as well as low flow and high flow needs
- Covers two functions in one valve which reduces mounting costs
- Easy commissioning
- Pre-setting with visual flow scale at the valve
- Pre-setting by hand without the need of tools
- Pre-setting possible even when the system is running and an actuator is already mounted
- Can balance a system even if only parts of a building are in operation
- Maintenance friendly
- Emergency shutoff function with plastic cap - not for permanent use
- Measuring possibility for problematic applications

Medium type	water or water-glycol mixture according to VDI 2035
Media temp.	-10 ... 120 °C
Max. delta P	400 kPa
Pre-setting	yes
Automatic balancing support	yes
Connection of accessories	side connections
Place in installation	return
Additional description	Leakage: According to Class IV IEC 60534-2-3
Valve Control function	Pressure Independent PICV
More Information	http://www.hydraulic-balancing.info/home-en.html

2-way pressure independent balancing and control valve

Valve stroke 2.9 mm

DN size	Port connection	Port diameter	Minimum flow (qi)	Maximum flow (qs)	Delta-P	Type
mm		in.	l/h	l/h	kPa	
15	internal threads	Rp 1/2	45	150	20 ... 400	V5004TY10150150
15	internal threads	Rp 1/2	60	600	25 ... 400	V5004TY10150600
15	internal threads	Rp 1/2	78	780	35 ... 400	V5004TY10150780
20	internal threads	Rp 3/4	100	1000	30 ... 400	V5004TY10201000
20	internal threads	Rp 3/4	450	1500	35 ... 400	V5004TY10201500
25	internal threads	Rp 1	450	1500	35 ... 400	V5004TY10251500

Valve stroke 6.0 mm



DN size	Port connection	Port diameter	Minimum flow (qi)	Maximum flow (qs)	Delta-P	Type
mm		in.	l/h	l/h	kPa	
20	internal threads	Rc 3/4	220	2200	25 ... 400	V5004TY10202200
20	internal threads	Rc 3/4	270	2700	25 ... 400	V5004TY10202700
25	internal threads	Rc 1	220	2200	25 ... 400	V5004TY10252200
25	internal threads	Rc 1	270	2700	25 ... 400	V5004TY10252700
32	internal threads	Rc 1 1/4	270	2700	25 ... 400	V5004TY10322700
32	internal threads	Rc 1 1/4	300	3000	35 ... 400	V5004TY10323000

Rotary valve (90)



DN size	Port connection	Port diameter	Minimum flow (qi)	Maximum flow (qs)	Delta-P	Type
mm		in.	l/h	l/h	kPa	
32	internal threads	Rc 1 1/4	1800	6000	30 ... 400	V5004TY10326000
40	internal threads	Rc 1 1/2	2700	9000	35 ... 400	V5004TY10409000
50	internal threads	Rc 2	3300	11000	40 ... 400	V5004TY10501200
50	internal threads	Rc 2	5400	18000	35 ... 400	V5004TY10501700

Rotary valve with actuator included, providing position feedback



DN size	Port connection	Port diameter	Minimum flow (qi)	Maximum flow (qs)	Delta-P	Type
mm		in.	l/h	l/h	kPa	
50	flanges	-	2000	20000	40 ... 400	V5004TF1050
65	flanges	-	3000	30000	30 ... 400	V5004TF1065
80	flanges	-	3000	30000	30 ... 400	V5004TF1080
100	flanges	-	5500	55000	30 ... 400	V5004TF1100
125	flanges	-	9000	90000	35 ... 400	V5004TF1125
150	flanges	-	15000	150000	50 ... 400	V5004TF1150
200	flanges	-	20000	200000	40 ... 400	V5004TF1200LF
200	flanges	-	30000	300000	40 ... 400	V5004TF1200HF
250	flanges	-	30000	300000	40 ... 400	V5004TF1250LF
250	flanges	-	50000	500000	65 ... 400	V5004TF1250HF

2-way pressure independent balancing and control valve

2



Accessories for V5004TY Kombi QM (DN15-DN25) valves with 2.9 mm stroke

MT4 actuators thermoelectric, 4.0 mm effective stroke, 90N, on/off.	MT4-024-NO
MT4 actuators thermoelectric, 4.0 mm effective stroke, 90N, on/off.	MT4-024-NO-2.5M
MT4 actuators thermoelectric, 4.0 mm effective stroke, 90N, on/off.	MT4-024S-NO
MT4 actuators thermoelectric, 4.0 mm effective stroke, 90N, on/off.	MT4-024-NC
MT4 actuators thermoelectric, 4.0 mm effective stroke, 90N, on/off.	MT4-024-NC-2.5M
MT4 actuators thermoelectric, 4.0 mm effective stroke, 90N, on/off.	MT4-024-NC-2.5M
MT4 actuators thermoelectric, 4.0 mm effective stroke, 90N, on/off.	MT4-024S-NC
MT4 actuators thermoelectric, 4.0 mm effective stroke, 90N, on/off.	MT4-230-NO
MT4 actuators thermoelectric, 4.0 mm effective stroke, 90N, on/off.	MT4-230-NO-2.5M
MT4 actuators thermoelectric, 4.0 mm effective stroke, 90N, on/off.	MT4-230-NO-2.5M
MT4 actuators thermoelectric, 4.0 mm effective stroke, 90N, on/off.	MT4-230S-NO
MT4 actuators thermoelectric, 4.0 mm effective stroke, 90N, on/off.	MT4-230-NC
MT4 actuators thermoelectric, 4.0 mm effective stroke, 90N, on/off.	MT4-230-NC-2.5M
MT4 actuators thermoelectric, 4.0 mm effective stroke, 90N, on/off.	MT4-230S-NC
M7410A actuators 3-point, 4 mm effective stroke, 90N, floating; by use of this actuator series the max. flow of the valve is reduced by 15%.	M7410A1001
M7410A-3M actuators 3-point, 4 mm effective stroke, 90N, floating; by use of this actuator series the max. flow of the valve is reduced by 15%.	M7410A1001-3M
M4410 actuators thermoelectric 0..10V, 4.0 mm effective stroke, 100N. (cable required)	M4410E1510
M4410 actuators thermoelectric 0..10V, 4.0 mm effective stroke, 100N. (cable required)	M4410K1515
M44-MOD Cable for M4410 actuator, 1m, 10pcs	M44-MOD-1M
M7410 actuators thermoelectric 0..10V, 2.9 mm effective stroke, 90N, modulating.	M7410E5001



Accessories for V5004TY Kombi QM (DN20-DN32) valves with stroke 6.0mm

MT8 actuators thermoelectric, 6.5 mm effective stroke, 90N, on/off.	MT8-024-NO
MT8 actuators thermoelectric, 6.5 mm effective stroke, 90N, on/off.	MT8-024-NO-2.5M
MT8 actuators thermoelectric, 6.5 mm effective stroke, 90N, on/off.	MT8-024S-NO
MT8 actuators thermoelectric, 6.5 mm effective stroke, 90N, on/off.	MT8-024-NC
MT8 actuators thermoelectric, 6.5 mm effective stroke, 90N, on/off.	MT8-024-NC-2.5M
MT8 actuators thermoelectric, 6.5 mm effective stroke, 90N, on/off.	MT8-024S-NC
MT8 actuators thermoelectric, 6.5 mm effective stroke, 90N, on/off.	MT8-230-NO
MT8 actuators thermoelectric, 6.5 mm effective stroke, 90N, on/off.	MT8-230-NO-2.5M
MT8 actuators thermoelectric, 6.5 mm effective stroke, 90N, on/off.	MT8-230S-NO
MT8 actuators thermoelectric, 6.5 mm effective stroke, 90N, on/off.	MT8-230-NC
MT8 actuators thermoelectric, 6.5 mm effective stroke, 90N, on/off.	MT8-230-NC-2.5M
MT8 actuators thermoelectric, 6.5 mm effective stroke, 90N, on/off.	MT8-230S-NC
M5410 actuators fast motorized, 6.5 mm effective stroke, 100N, on/off.	M5410C1001
M5410 actuators fast motorized, 6.5 mm effective stroke, 100N, on/off.	M5410L1001
M7410C 180N floating, actuators 3-point, 6.5 mm effective stroke.	M7410C1007
M7410C 180N floating, actuators 3-point, 6.5 mm effective stroke.	M7410C1007-10M
M7410C 180N floating, actuators 3-point, 6.5 mm effective stroke.	M6410C2023
M7410C 180N floating, actuators 3-point, 6.5 mm effective stroke.	M6410C4029
M7410C 180N floating, actuators 3-point, 6.5 mm effective stroke.	M6410L2023
M7410C 180N floating, actuators 3-point, 6.5 mm effective stroke.	M6410L4029
M7410E 180N modulating, actuators 0/2..10V, 6.5 mm effective stroke.	M7410E1002
M7410E 180N modulating, actuators 0/2..10V, 6.5 mm effective stroke.	M7410E2026
M7410E 180N modulating, actuators 0/2..10V, 6.5 mm effective stroke.	M7410E4022

2-way pressure independent balancing and control valve



Accessories for V5004TY Kombi QM (DN32-DN65) for Rotary Valve

Actuator 3 point, floating, 90, 10Nm, rotating, floating	M6061A1013
Actuator 3 point, floating, 90, 10Nm, rotating, floating	M6061L1019
Actuator 0/2...10V, modulating, 90, 10 Nm, rotating, modulating	M7061E1012
Spare shaft coupling to connect V5004TY with M6061/M7061	V5004SA3265

Spare Actuators for V5004TF models

Spare Actuator for V5004TF1050	M5004F1050
Spare Actuator for V5004TF1065	M5004F1065
Spare Actuator for V5004TF1080	M5004F1080
Spare Actuator for V5004TF1100	M5004F1100
Spare Actuator for V5004TF1125	M5004F1125
Spare Actuator for V5004TF1150	M5004F1150
Spare Actuator for V5004TF1150	M5004F1150
Spare Actuator for V5004TF1200LF	M5004F1200LF
Spare Actuator for V5004TF1200HF	M5004F1200HF
Spare Actuator for V5004TF1250LF	M5004F1250LF
Spare Actuator for V5004TF1250HF	M5004F1250HF

Valves rotary

Page

Control Ball valves

3-2

Rotary valves

3-8

Butterfly valves

3-12

3

Control Ball valves

Three way characterized control ball valves, PN25, DN15-50, VBG3



The VBG Control Ball Valves control hot and chilled water with glycol solutions up to 50% according to VDI2035 in heating, ventilating, and air conditioning (HVAC) systems to provide two-position or modulating functions.

The valves have a flow control insert. The characteristic is equal percentage.

Medium type	water
Materials	body brass, stem brass, ball chrome-plated brass, flow control insert Noryl
Packing	seat Teflon seals with EPDM O-rings
Angle of rotation	90 °
Media temp.	5 ... 120 °C
Pressure rating	PN25
Port connection	ext. thread flat sealing
Valve type	3-way mixing/diverting

DN15..32 Valves; supplied with MVNAAA adapter for MVN actuators

DN size mm	Connection diameter in.	Kvs value	Close off kPa	Type
15	G 1	0.63	340	VBG3-15-0.63
15	G 1	1	340	VBG3-15-1
15	G 1	1.6	340	VBG3-15-1.6
15	G 1	2.5	340	VBG3-15-2.5
15	G 1	4	340	VBG3-15-4
15	G 1	6.3	340	VBG3-15-6.3
20	G 1 1/4	4	340	VBG3-20-4
20	G 1 1/4	6.3	340	VBG3-20-6.3
20	G 1 1/4	8.6	340	VBG3-20-8.6
25	G 1 1/2	6.3	340	VBG3-25-6.3
25	G 1 1/2	10	340	VBG3-25-10
25	G 1 1/2	16	340	VBG3-25-16
32	G 2	16	270	VBG3-32-16
32	G 2	25	270	VBG3-32-25

DN40, DN50 Valves; supplied with 5112-51 adapter for M60, M70 actuators

DN size mm	Connection diameter in.	Kvs value	Close off kPa	Type
40	G 2 1/4	25	680	VBG3-40-25
40	G 2 1/4	40	680	VBG3-40-40
50	G 2 3/4	40	680	VBG3-50-40
50	G 2 3/4	63	680	VBG3-50-63

Control Ball valves

Accessories for DN15..32 valves

Internal threaded fitting for VBG DN15 valve, pipe size Rp 1/2"	AC-15TF-1
Internal threaded fitting for VBG DN20 valve, pipe size Rp 3/4"	AC-20TF
Internal threaded fitting for VBG DN25 valve, pipe size Rp 1"	AC-25TF
Internal threaded fitting for VBG DN32 valve, pipe size Rp 1 1/4"	AC-32TF
Replacement valve adaptor standard profile, for VBG valves, DN15..DN32	MVNAAA/U

Accessories for DN40, DN50 valves

Internal threaded fitting for VBG DN40 valve, pipe size Rp 1 1/2"	AC-40TF
Internal threaded fitting for VBG DN50 valve, pipe size Rp 2"	AC-50TF
Linkage set for VBG valves DN40, DN50 to M6061, M7061	5112-51/U

Linkage set for Damper actuators

Linkage set for VBG valves; DN15-32 for usage with SO3.. actuators; DN15-50 for usage with N05.., S05.. actuators	5112-11/U
---	------------------

M6061A1013	M6061L1019	M7061E1012	MST103A1021/U	MST103A2021/U	MST103K1022/U	MST103K2022/U	MVN613A1500	MVN643A1500	MVN663A1500	MVN713A1500	Control input signal
3-pt 24 Vac	3-pt 230 Vac	0/2..10V= 24 Vac/dc	2..10V= 24 Vac/dc	2..10V= 24 Vac/dc	2..10V= 24 Vac/dc	2..10V= 24 Vac/dc	2/3-pt 24 Vac	2/3-pt 24 Vac/dc	2/3-pt 230 Vac	0/2..10V= 24 Vac/dc	Supply voltage
10	10	10	3	3	3	3	3	3	3	3	Torque [Nm]
-	-	-	•	•	•	•	•	•	•	•	VBG3-15-0.63
-	-	-	•	•	•	•	•	•	•	•	VBG3-15-1
-	-	-	•	•	•	•	•	•	•	•	VBG3-15-1.6
-	-	-	•	•	•	•	•	•	•	•	VBG3-15-2.5
-	-	-	•	•	•	•	•	•	•	•	VBG3-15-4
-	-	-	•	•	•	•	•	•	•	•	VBG3-15-6.3
-	-	-	•	•	•	•	•	•	•	•	VBG3-20-4
-	-	-	•	•	•	•	•	•	•	•	VBG3-20-6.3
-	-	-	•	•	•	•	•	•	•	•	VBG3-20-8.6
-	-	-	•	•	•	•	•	•	•	•	VBG3-25-6.3
-	-	-	•	•	•	•	•	•	•	•	VBG3-25-10
-	-	-	•	•	•	•	•	•	•	•	VBG3-25-16
-	-	-	•	•	•	•	•	•	•	•	VBG3-32-16
-	-	-	•	•	•	•	•	•	•	•	VBG3-32-25
•	•	•	-	-	-	-	-	-	-	-	VBG3-40-25
•	•	•	-	-	-	-	-	-	-	-	VBG3-40-40
•	•	•	-	-	-	-	-	-	-	-	VBG3-50-40
•	•	•	-	-	-	-	-	-	-	-	VBG3-50-63

Control Ball valves

Two way characterized control ball valves, PN25, DN15-50, VBG2



The VBG Control Ball Valves control hot and chilled water with glycol solutions up to 50% according to VDI2035 in heating, ventilating, and air conditioning (HVAC) systems to provide two-position or modulating functions.

The valves have a flow control insert. The characteristic is equal percentage.

Medium type	water
Materials	body brass, stem brass, ball chrome-plated brass, flow control insert Noryl
Packing	seat Teflon seals with EPDM O-rings
Angle of rotation	90 °
Media temp.	5 ... 120 °C
Pressure rating	PN25
Port connection	ext. thread flat sealing
Valve type	2-way

DN15..32 Valves; supplied with MVNAAA adapter for MVN actuators

DN size mm	Connection diameter in.	Kvs value	Close off kPa	Type
15	G 1	0.25	890	VBG2-15-0.25
15	G 1	0.4	890	VBG2-15-0.4
15	G 1	0.63	890	VBG2-15-0.63
15	G 1	1	890	VBG2-15-1
15	G 1	1.6	890	VBG2-15-1.6
15	G 1	2.5	890	VBG2-15-2.5
15	G 1	4	890	VBG2-15-4
15	G 1	6.3	890	VBG2-15-6.3
20	G 1 1/4	4	890	VBG2-20-4
20	G 1 1/4	6.3	890	VBG2-20-6.3
20	G 1 1/4	8.6	890	VBG2-20-8.6
25	G 1 1/2	6.3	680	VBG2-25-6.3
25	G 1 1/2	10	680	VBG2-25-10
25	G 1 1/2	16	680	VBG2-25-16
25	G 1 1/2	25	680	VBG2-25-25
32	G 2	16	680	VBG2-32-16
32	G 2	25	680	VBG2-32-25

DN40, DN50 Valves; supplied with 5112-51 adapter for M60, M70 actuators

DN size mm	Connection diameter in.	Kvs value	Close off kPa	Type
40	G 2 1/4	25	680	VBG2-40-25
40	G 2 1/4	40	680	VBG2-40-40
50	G 2 3/4	40	680	VBG2-50-40
50	G 2 3/4	63	680	VBG2-50-63

Control Ball valves

Accessories for DN15..32 valves

Internal threaded fitting for VBG DN15 valve, pipe size Rp 1/2"	AC-15TF-1
Internal threaded fitting for VBG DN20 valve, pipe size Rp 3/4"	AC-20TF
Internal threaded fitting for VBG DN25 valve, pipe size Rp 1"	AC-25TF
Internal threaded fitting for VBG DN32 valve, pipe size Rp 1 1/4"	AC-32TF
Replacement valve adaptor standard profile, for VBG valves, DN15..DN32	MVNAAA/U

Accessories for DN40, DN50 valves

Internal threaded fitting for VBG DN40 valve, pipe size Rp 1 1/2"	AC-40TF
Internal threaded fitting for VBG DN50 valve, pipe size Rp 2"	AC-50TF
Linkage set for VBG valves DN40, DN50 to M6061, M7061	5112-51/U

Linkage set for Damper actuators

Linkage set for VBG valves; DN15-32 for usage with SO3.. actuators; DN15-50 for usage with N05.., S05.. actuators	5112-11/U
---	------------------

M6061A1013	M6061L1019	M7061E1012	MST103A1021/U	MST103A2021/U	MST103K1022/U	MST103K2022/U	MVN613A1500	MVN643A1500	MVN663A1500	MVN713A1500	Control input signal
3-pt 24 Vac	3-pt 230 Vac	0/2..10V= 24 Vac/dc	2..10V= 24 Vac/dc	2..10V= 24 Vac/dc	2..10V= 24 Vac/dc	2..10V= 24 Vac/dc	2/3-pt 24 Vac	2/3-pt 24 Vac/dc	2/3-pt 230 Vac	0/2..10V= 24 Vac/dc	Supply voltage
10	10	10	3	3	3	3	3	3	3	3	Torque [Nm]
-	-	-	•	•	•	•	•	•	•	•	VBG2-15-0.25
-	-	-	•	•	•	•	•	•	•	•	VBG2-15-0.4
-	-	-	•	•	•	•	•	•	•	•	VBG2-15-0.63
-	-	-	•	•	•	•	•	•	•	•	VBG2-15-1
-	-	-	•	•	•	•	•	•	•	•	VBG2-15-1.6
-	-	-	•	•	•	•	•	•	•	•	VBG2-15-2.5
-	-	-	•	•	•	•	•	•	•	•	VBG2-15-4
-	-	-	•	•	•	•	•	•	•	•	VBG2-15-6.3
-	-	-	•	•	•	•	•	•	•	•	VBG2-20-4
-	-	-	•	•	•	•	•	•	•	•	VBG2-20-6.3
-	-	-	•	•	•	•	•	•	•	•	VBG2-20-8.6
-	-	-	•	•	•	•	•	•	•	•	VBG2-25-6.3
-	-	-	•	•	•	•	•	•	•	•	VBG2-25-10
-	-	-	•	•	•	•	•	•	•	•	VBG2-25-16
-	-	-	•	•	•	•	•	•	•	•	VBG2-25-25
-	-	-	•	•	•	•	•	•	•	•	VBG2-32-16
-	-	-	•	•	•	•	•	•	•	•	VBG2-32-25
•	•	•	-	-	-	-	-	-	-	-	VBG2-40-25
•	•	•	-	-	-	-	-	-	-	-	VBG2-40-40
•	•	•	-	-	-	-	-	-	-	-	VBG2-50-40
•	•	•	-	-	-	-	-	-	-	-	VBG2-50-63

Control Ball valves

Six way ball valve, change-over, PN16, DN15-20, VBG6



VBG6 6-way ball valves, are designed as change-over valve to connect a 2-pipe heat exchanger (Fan-coil Unit or Ceiling) to a 4-pipe system, ideally together with the Kombi-FCU Pressure Independent Control Valve used for dynamic balancing. The simultaneous rotation of two balls, mechanically connected to one stem, opens supply and return on one side (e.g. cooling) and closes at the same time the other side (heating). That avoids any mixing between the flows, and reduces potential energy losses. VBG6 valves are designed to be actuated by a MR6 rotary valve actuator (on/off or modulating). Position feedback on the modulating actuator can be used for remote system monitoring and system check.

Medium type	water or water-glycol mixture according to VDI 2035
Materials	body brass, inner parts brass
Packing	EPDM, PTFE, FKM
Angle of rotation	90 °
Media temp.	2 ... 110 °C
Pressure rating	PN16
Port connection	ext. thread flat sealing
Connection diameter	G 3/4 in.
Close off	200 kPa
Additional description	VBG6 valves are delivered with a flow limiter kit in the valve box. This gives flexibility in the flow rate adjustment. During installation, the used Kv value should be written on the label stripped on the valve neck.

DN size mm	Kvs value	Type
15	1.25	VBG6-15
20	2.8	VBG6-20
20	4	VBG6-20HF

Control Ball valves

Accessories

Fastening base for VBG6	VBG6-063ZA
Insulation shell for DN15 type	VBG6-063GI-15
Insulation shell for DN20 type	VBG6-063GI-20
Pliers for Kv disks	VBG6-091SOS
External threaded fitting for DN15 valve, pipe size R1/2"	ACS-15T
V5005TY; DN15, DN20	V5005TYxxx

Actuators

Actuator 24Vac, on/off control; with cable 1m	MR6-24-2POS
Actuator 24Vac, modulating control 0/2..10V or 0/4..20mA; with cable 1m	MR6-24-010

MR6-24-010	MR6-24-2POS	
0/2..10V=;0/4..20mA	2-pt	Control input signal
24 Vac	24 Vac	Supply voltage
8	8	Torque [Nm]
•	•	VBG6-15
•	•	VBG6-20
•	•	VBG6-20HF

3

Rotary valves

Three-way rotary valve PN6



For supply water, heating and air conditioning; hot/cold water quality VDI2035; glycol water mixture 50%.

Valve series	DRG
Valve type	3-way rotary mixing
Medium type	water
Materials	body cast iron, inner parts chrome plated
Packing	double O-ring sealing
Angle of rotation	90 °
Media temp.	2 ... 130 °C
Pressure rating	PN6
Reduced delta P	40 kPa

Internal threads

DN size	Kvs value	Max. delta P	Torque for max. delta P	Torque for reduced delta P	Port connection	Type
mm		kPa	Nm	Nm		
15	2.5	100	20	20	internal threads	DR15-2GMLA
15	4	100	20	20	internal threads	DR15GMLA
20	6.3	100	20	20	internal threads	DR20GMLA
25	10	100	20	20	internal threads	DR25GMLA
32	16	100	20	20	internal threads	DR32GMLA
40	25	100	20	20	internal threads	DR40GMLA

Flanges



DN size	Kvs value	Max. delta P	Torque for max. delta P	Torque for reduced delta P	Port connection	Type
mm		kPa	Nm	Nm		
20	6.3	100	20	20	flanges DIN2531	DR20GFLA
25	10	100	20	20	flanges DIN2531	DR25GFLA
32	16	100	20	20	flanges DIN2531	DR32GFLA
40	25	100	20	20	flanges DIN2531	DR40GFLA
50	40	100	20	20	flanges DIN2531	DR50GFLA
65	63	100	20	20	flanges DIN2531	DR65GFLA
80	100	100	30	20	flanges DIN2531	DR80GFLA
100	160	100	40	30	flanges DIN2531	DR100GFLA
125	250	70	40	30	flanges DIN2531	DR125GFLA
150	630	50	40	40	flanges DIN2531	DR150GFLA
200	1000	50	40	40	flanges DIN2531	DR200GFLA1
200	1600	50	40	40	flanges DIN2531	DR200GFLA

Rotary valves

M6061A1021	M6061A1039	M6061A1047	M6061L1027	M6061L1035	M6061L1043	M7061E1020	
3-pt	3-pt	3-pt	3-pt	3-pt	3-pt	0/2...10V±	Control input signal
24 Vac	24 Vac	24 Vac	230 Vac	230 Vac	230 Vac	24 Vac/dc	Supply voltage
20	30	40	20	30	40	20	Torque [Nm]
•	–	–	•	–	–	•	DR15-2GMLA
•	–	–	•	–	–	•	DR15GMLA
•	–	–	•	–	–	•	DR20GMLA
•	–	–	•	–	–	•	DR25GMLA
•	–	–	•	–	–	•	DR32GMLA
•	–	–	•	–	–	•	DR40GMLA
•	–	–	•	–	–	•	DR20GFLA
•	–	–	•	–	–	•	DR25GFLA
•	–	–	•	–	–	•	DR32GFLA
•	–	–	•	–	–	•	DR40GFLA
•	–	–	•	–	–	•	DR50GFLA
•	–	–	•	–	–	•	DR65GFLA
•	•	–	•	•	–	–	DR80GFLA
–	•	•	–	•	•	–	DR100GFLA
–	•	•	–	•	•	–	DR125GFLA
–	–	•	–	–	•	–	DR150GFLA
–	–	•	–	–	•	–	DR200GFLA1
–	–	•	–	–	•	–	DR200GFLA

3

Rotary valves

Three-way rotary valve PN6, angle pattern, DR



For supply water, heating and air conditioning; hot/cold water quality VDI2035; glycol water mixture 50%.

Valve series	DR
Valve type	3-way rotary mixing, angle
Medium type	water
Materials	body cast iron GG20, inner parts chrome plated
Packing	double O-ring sealing
Angle of rotation	90 °
Media temp.	2 ... 130 °C
Pressure rating	PN6
Reduced delta P	40 kPa

Internal threads

DN size	Kvs value	Max. delta P	Torque for max. delta P	Torque for reduced delta P	Port connection	Type
mm		kPa	Nm	Nm		
15	4	100	10	10	internal threads	DR15MA
20	6.3	100	10	10	internal threads	DR20MA
25	10	100	10	10	internal threads	DR25MA
32	16	100	10	10	internal threads	DR32MA
40	25	100	20	10	internal threads	DR40MA

Flanges



DN size	Kvs value	Max. delta P	Torque for max. delta P	Torque for reduced delta P	Port connection	Type
mm		kPa	Nm	Nm		
40	25	100	20	10	flanges DIN2531	DR40FA
50	40	100	20	20	flanges DIN2531	DR50FA
65	63	100	20	20	flanges DIN2531	DR65FA
80	100	100	30	20	flanges DIN2531	DR80FA
100	160	100	40	30	flanges DIN2531	DR100FA
125	250	70	40	30	flanges DIN2531	DR125FA
150	630	50	40	40	flanges DIN2531	DR150FA
200	1600	50	40	40	flanges DIN2531	DR200FA

M6061A1021	M6061A1039	M6061A1047	M6061L1027	M6061L1035	M6061L1043	M7061E1020	
3-pt	3-pt	3-pt	3-pt	3-pt	3-pt	0/2...10V=	Control input signal
24 Vac	24 Vac	24 Vac	230 Vac	230 Vac	230 Vac	24 Vac/dc	Supply voltage
20	30	40	20	30	40	20	Torque [Nm]
•	–	–	•	–	–	•	DR15MA
•	–	–	•	–	–	•	DR20MA
•	–	–	•	–	–	•	DR25MA
•	–	–	•	–	–	•	DR32MA
•	–	–	•	–	–	•	DR40MA
•	–	–	•	–	–	•	DR40FA
•	–	–	•	–	–	•	DR50FA
•	–	–	•	–	–	•	DR65FA
–	•	–	–	•	–	–	DR80FA
–	•	–	–	•	–	–	DR100FA
–	•	–	–	•	–	–	DR125FA
–	•	–	–	•	–	–	DR150FA
–	–	•	–	–	•	–	DR200FA

Rotary valves

Four-way rotary valve PN6



For supply water, heating and air conditioning; hot/cold water quality VDI2035; glycol water mixture 50%.

Valve series	ZR
Valve type	4-way rotary mixing
Medium type	water
Materials	body cast iron, inner parts chrome plated
Packing	double O-ring sealing
Angle of rotation	90 °
Pressure rating	PN6

Internal threads

DN size	Kvs value	Max. delta P	Torque for max. delta P	Reduced delta P	Torque for reduced delta P	Media temp.	Port connection	Type
mm		kPa	Nm	kPa	Nm	°C		
32	16	100	20	80	20	2 ... 130	internal threads	ZR32MA
40	25	100	20	70	20	2 ... 130	internal threads	ZR40MA

Flanges



DN size	Kvs value	Max. delta P	Torque for max. delta P	Reduced delta P	Torque for reduced delta P	Media temp.	Port connection	Type
mm		kPa	Nm	kPa	Nm	°C		
32	16	100	20	80	20	2 ... 130	flanges DIN2531	ZR32FA
40	25	100	20	70	20	2 ... 130	flanges DIN2531	ZR40FA
50	40	100	20	100	20	2 ... 130	flanges DIN2531	ZR50FA
65	63	100	20	100	20	2 ... 130	flanges DIN2531	ZR65FA
80	100	100	30	100	30	2 ... 130	flanges DIN2531	ZR80FA
125	250	50	30	50	30	2 ... 130	flanges DIN2531	ZR125FA
150	400	40	30	40	30	2 ... 130	flanges DIN2531	ZR150FA
200	630	30	30	30	30	2 ... 110	flanges DIN2531	ZR200FA

M6061A1021	M6061A1039	M6061L1027	M6061L1035	M7061E1020	
3-pt	3-pt	3-pt	3-pt	0/2...10V=	Control input signal
24 Vac	24 Vac	230 Vac	230 Vac	24 Vac/dc	Supply voltage
20	30	20	30	20	Torque [Nm]
•	–	•	–	•	ZR32MA
•	–	•	–	•	ZR40MA
•	–	•	–	•	ZR32FA
•	–	•	–	•	ZR40FA
•	–	•	–	•	ZR50FA
•	–	•	–	•	ZR65FA
–	•	–	•	–	ZR80FA
–	•	–	•	–	ZR125FA
–	•	–	•	–	ZR150FA
–	•	–	•	–	ZR200FA

Butterfly valves

Butterfly valve DN25..200



For heating applications, or boiler management systems.
For heating water containing up to 50% glycol. Other additives possible, but contact Honeywell for confirmation.

Valve series	V5421B
Valve type	butterfly for motor
Medium type	water
Materials	rotary disc DN25-80 stainless steel 1.4581, DN100-200 ductile iron GGG40; coating DeltaMagni
Packing	EPDM
Angle of rotation	90 °
Pressure rating	PN16
Port connection	wafer
Additional description	Without flanges. Actuators (M6061..., M7061..., M6422L1003) to be ordered separately.

DN size mm	Kvs value	Max. delta P kPa	Torque for max. delta P Nm	Media temp. °C	Type
25	26	1600	8	-10...120	V5421B1009
32	26	1600	8	-10...120	V5421B1017
40	50	1600	12	-10...120	V5421B1025
50	116	1000	12	-10...120	V5421B1033
65	259	1000	15	-10...120	V5421B1041
80	377	1000	25	-10...120	V5421B1058
100	763	800	40	-10...120	V5421B1066
125	1030	600	40	0...90	V5421B1074
150	1790	400	40	0...90	V5421B1082
200	3460	300	60	0...90	V5421B1090

Spare parts

Coupling set DN25-150	VCU-SET
Universal console	VC02

M6061A1021	M6061A1039	M6061A1047	M6061L1027	M6061L1035	M6061L1043	M6422L1003	M7061E1020	
3-pt 24 Vac	3-pt 24 Vac	3-pt 24 Vac	3-pt 230 Vac	3-pt 230 Vac	3-pt 230 Vac	3-pt 230 Vac	0/2..10V= 24 Vac/dc	Control input signal
20	30	40	20	30	40	40	20	Supply voltage
•	–	–	•	–	–	–	•	Torque [Nm]
•	–	–	•	–	–	–	•	V5421B1009
•	–	–	•	–	–	–	•	V5421B1017
•	–	–	•	–	–	–	•	V5421B1025
•	–	–	•	–	–	–	•	V5421B1033
•	–	–	•	–	–	–	•	V5421B1041
–	•	–	–	•	–	–	–	V5421B1058
–	–	•	–	–	•	–	–	V5421B1066
–	–	•	–	–	•	–	–	V5421B1074
–	–	•	–	–	•	–	–	V5421B1082
–	–	–	–	–	–	•	–	V5421B1090

Butterfly valves

Motorized Butterfly valve DN250..300



Butterfly valve with factory mounted electrical actuator.
For heating water containing up to 50% glycol. Other additives possible, but contact Honeywell for confirmation.

Valve series	V5422L/E
Valve type	butterfly motorized
Medium type	water
Materials	body and disc ductile iron GGG40, disc coating DeltaMagni, shaft stainless steel 1.4021
Packing	EPDM
Protection class	IP67
Position indication	mechanical pointer
Max. delta P	1000 kPa
Angle of rotation	max. 90°
Pressure rating	PN10
Port connection	wafer
Manual operation	with wheel
Power supply	230 Vac; 276 VA
Runtime	30 s
Media temp.	-10 ... 120 °C
Additional description	Without flanges.

3-pt control, with 2x SPST 230 Vac end switches for open/close feedback

DN size mm	Kvs value	Torque Nm	Control input signal	Type
250	5070	250	3-pt	V5422L1006

Modulating control and electrical position indication, Microswitch settings for signals values 0/2..10V, 0/4..20mA

DN size mm	Kvs value	Torque Nm	Control input signal	Type
250	5070	250	0/2..10V \pm ; 0/4..20mA	V5422E1001
300	7430	600	0/2..10V \pm ; 0/4..20mA	V5422E1019

Frequency inverters

Page

Frequency Inverters

4-2

Parts and accessories for inverters

4-8



Frequency Inverters

Inverters 0,37..18,5kW, IP20/IP21, HVAC232/402



Variable frequency drives for induction and permanent magnet motors. Compliant with EMC and LVD. HVAC232 and HVAC402 are compact in size and flexible in application with one free slot for an option board. Easy to operate and commissioning with an embedded wizard. Torque characteristics can be adjusted to square for pumps and fans or to constant for machines in industrial or process operation.

Features

- Start up wizard
- Embedded soft-filling-and sleep function
- Configurable inputs and outputs: 2 analog inputs (voltage or current), 6 digital inputs, 3 digital outputs (2 relays, 1 open collector), 1 analog output (mA)

Series

HVAC232/402

RFI-filter

integrated

Output frequency

0 ... 320 Hz

Frequency resolution

0.01 Hz

Serial communication

Modbus RTU

Immunity

fulfills all EMC immunity requirements

Emissions

EN61800-3, category C2

Safety

EN61800-5, CE

230V series

Protection class	Voltage	1 phase input	3 phases input	Low overload (for Fan/Pump) kW	Low overload Icont A	Size	Type
IP20	230V	•	-	0.37	2.4	1	HVAC232-P37-20
IP20	230V	•	-	0.55	2.8	1	HVAC232-P55-20
IP20	230V	•	-	0.75	3.7	2	HVAC232-P75-20
IP20	230V	•	-	1.1	4.8	2	HVAC232-1P1-20
IP20	230V	•	-	1.5	7	2	HVAC232-1P5-20
IP20	230V	•	-	2.2	9.6	3	HVAC232-2P2-20

400V series



Protection class	Voltage	1 phase input	3 phases input	Low overload (for Fan/Pump) kW	Low overload Icont A	Size	Type
IP20	400V	-	•	0.55	1.9	1	HVAC402-P55-20
IP20	400V	-	•	0.75	2.4	1	HVAC402-P75-20
IP20	400V	-	•	1.1	3.3	2	HVAC402-1P1-20
IP20	400V	-	•	1.5	4.3	2	HVAC402-1P5-20
IP20	400V	-	•	2.2	5.6	2	HVAC402-2P2-20
IP20	400V	-	•	3	7.6	3	HVAC402-3P0-20
IP20	400V	-	•	4	9	3	HVAC402-4P0-20
IP20	400V	-	•	5.5	12	3	HVAC402-5P5-20
IP21	400V	-	•	7.5	16	4	HVAC402-7P5-21
IP21	400V	-	•	11	23	4	HVAC402-11P-21
IP21	400V	-	•	15	31	5	HVAC402-15P-21
IP21	400V	-	•	18.5	38	5	HVAC402-18P-21

Frequency Inverters

Inverters 1,1..160kW, IP21/IP54, SmartDrive HVAC



Variable speed drives for induction- and permanent magnet motors, with built-in RFI filters. EMC and LVD compliant.
The SmartDrive HVAC inverters are especially designed with many advanced features for Heating, ventilation and air-conditioning applications.

Features

- Detachable multilanguage HMI with advanced commissioning display/keypad (parameter copy function)
- Compact size
- Integrated stress removal and 360° grounding for power cable shield inside the device no need for cable glands
- Varnished circuit boards as standard
- Real Time Clock for timed functions and fault time stamps
- Inputs/Outputs: 2 analog inputs (mA/V), 6 digital inputs, 2 relays (NO/NC), 1 thermistor input (PTC), 1 analog output (mA/V), Ethernet (IP), RS485 (MS/TP)
- Flexible I/O configuration: 2 free slots for expansion boards
- Start Up wizard for extremely fast start of basic pump and fan applications
- Mini wizards for more advanced applications: PID, Cascade Control and Resonance sweep wizards
- Intelligent automatic functionality: Ramp Time Optimizer, Overtemperature ride-through, Power ride-through etc.
- PID controller with advanced features: Sleep mode, Pump Soft fill, pressure loss compensation, Cascade controller etc.
- U/f control

Series

SmartDrive HVAC

RFI-filter

integrated

Voltage

400V

Output frequency

0 ... 320 Hz

Frequency resolution

0.01 Hz

Serial communication

Standard: BACnet IP, Modbus TCP/IP, BACnet MS/TP, Modbus RTU, N2. Optional: LonWorks

Immunity

fulfills all EMC immunity requirements

Emissions

- EN61800-3, category C2
- EN61800-3, category C1 with optional filters Type: RFI.. (see Accessories)
- EN61000-3-12

Safety

EN61800-5, CE, UL, cUL

1 phase input

no

3 phases input

yes

More Information

<http://hwll.co/inverter>

Documents

Protection class	Low overload (for Fan/Pump) kW	Low overload Icont A	Size	Type
-	-	-	-	_HVAC400..A

Frequency Inverters



IP21

Protection class	Low overload (for Fan/Pump) kW	Low overload Icont A	Size	Type
IP21	1.1	3.4	4	HVAC400-1P1-21A
IP21	1.5	4.8	4	HVAC400-1P5-21A
IP21	2.2	5.6	4	HVAC400-2P2-21A
IP21	3	8	4	HVAC400-3P0-21A
IP21	4	9.6	4	HVAC400-4P0-21A
IP21	5.5	12	4	HVAC400-5P5-21A
IP21	7.5	16	5	HVAC400-7P5-21A
IP21	11	23	5	HVAC400-11P-21A
IP21	15	31	5	HVAC400-15P-21A
IP21	18.5	38	6	HVAC400-18P-21A
IP21	22	46	6	HVAC400-22P-21A
IP21	30	61	6	HVAC400-30P-21A
IP21	37	72	7	HVAC400-37P-21A
IP21	45	87	7	HVAC400-45P-21A
IP21	55	105	7	HVAC400-55P-21A
IP21	75	140	8	HVAC400-75P-21A
IP21	90	170	8	HVAC400-90P-21A
IP21	110	205	8	HVAC400-110-21A
IP21	132	261	9	HVAC400-132-21A
IP21	160	310	9	HVAC400-160-21A

IP54



Protection class	Low overload (for Fan/Pump) kW	Low overload Icont A	Size	Type
IP54	1.1	3.4	4	HVAC400-1P1-54A
IP54	1.5	4.8	4	HVAC400-1P5-54A
IP54	2.2	5.6	4	HVAC400-2P2-54A
IP54	3	8	4	HVAC400-3P0-54A
IP54	4	9.6	4	HVAC400-4P0-54A
IP54	5.5	12	4	HVAC400-5P5-54A
IP54	7.5	16	5	HVAC400-7P5-54A
IP54	11	23	5	HVAC400-11P-54A
IP54	15	31	5	HVAC400-15P-54A
IP54	18.5	38	6	HVAC400-18P-54A
IP54	22	46	6	HVAC400-22P-54A
IP54	30	61	6	HVAC400-30P-54A
IP54	37	72	7	HVAC400-37P-54A
IP54	45	87	7	HVAC400-45P-54A
IP54	55	105	7	HVAC400-55P-54A
IP54	75	140	8	HVAC400-75P-54A
IP54	90	170	8	HVAC400-90P-54A
IP54	110	205	8	HVAC400-110-54A
IP54	132	261	9	HVAC400-132-54A
IP54	160	310	9	HVAC400-160-54A

Frequency Inverters

Inverters 1,1..30kW, IP54, NXL HVAC



Variable speed drives for induction motors, with built-in RFI filters. EMC and LVD compliant. The inverters are suitable for High/Low Overload (constant/variable torque) applications. To control pumps and fans for heating, ventilation and air conditioning systems, normally Low Overload ratings are used. Industrial or process installations normally require High Overload ratings.

Features

- the software is tailored to meet the typical HVAC application
- start-up wizard
- optimized I/O configuration including thermistor input
- flexible I/O configuration: 2 slots
- inputs/outputs: 2 analog inputs, 6 digital inputs, 2 relays, 1 thermistor input, 1 analog output

Series

NXL HVAC

RFI-filter

integrated

Brake chopper

integrated

Voltage

400V

Output frequency

0 ... 320 Hz

Frequency resolution

0.01 Hz

Serial communication

Modbus RTU as standard; optional: LonWorks, Profibus DP, BACnet, Ethernet (Modbus/TCP), N2, DeviceNet, CANopen

Immunity

fulfills all EMC immunity requirements

Emissions

EN61800-3 (IP21: category C2, IP54: category C1)

Safety

EN61800-5, CE, UL, cUL

1 phase input

no

3 phases input

yes

Protection class

IP54

More Information

<http://hwill.co/inverter>

IP54

Low overload (for Fan/Pump)	Low overload I _{cont}	High overload (for Machines)	High overload I _{cont}	Type
kW	A	kW	A	
1.1	3.3	0.75	2.2	HVAC03C5
1.5	4.3	1.1	3.3	HVAC04C5
2.2	5.6	1.5	4.3	HVAC05C5
3	7.6	2.2	5.6	HVAC07C5
4	9	3	7.6	HVAC09C5
5.5	12	4	9	HVAC12C5
7.5	16	5.5	12	HVAC16C5
11	23	7.5	16	HVAC23C5
15	31	11	23	HVAC31C5
18.5	38	15	31	HVAC38C5
22	46	18.5	38	HVAC46C5
30	61	22	46	HVAC61C5

Frequency Inverters

Inverters 1,1..400kW, IP21/IP54, NXS



Speed controller for induction motors, with built-in RFI filters. EMC and LVD compliant. The Honeywell inverters are suitable for High/Low Overload (constant/variable torque) applications. To control pumps and fans for heating, ventilation and air conditioning systems, normally Low Overload inverters are used. Industrial or process installations normally require High Overload inverters.

Features

- high featured software package with predefined applications
- start-up wizard
- detachable multilingual HMI-panel with memory and backup functions
- flexible I/O configuration; 5 slots
- inputs/outputs: 2 analog inputs, 6 digital inputs, 2 relays, 1 digital output, 1 thermistor input, 1 analog output

Series	NXS
Voltage	400V
Output frequency	0 ... 320 Hz
Frequency resolution	0.01 Hz
Serial communication	optional: LonWorks, Modbus RTU, Profibus DP, BACnet, Ethernet (Modbus/TCP), N2, DeviceNet, CANopen
Immunity	fulfills all EMC immunity requirements
Safety	EN61800-5, CE, UL, cUL
RFI-filter	integrated
1 phase input	no
3 phases input	yes
More Information	http://hwll.co/inverter

IP21, wall mounted; Emissions EN61800-3 (category C2), C-Tick

Protection class	Low overload (for Fan/Pump) kW	Low overload I _{cont} A	High overload (for Machines) kW	High overload I _{cont} A	Brake chopper	Type
IP21	1.1	3.1	0.75	2.2	integrated	NXS0003V35A2H1
IP21	1.5	4	1.1	3.1	integrated	NXS0004V35A2H1
IP21	2.2	5.4	1.5	4	integrated	NXS0005V35A2H1
IP21	3	7	2.2	5.4	integrated	NXS0007V35A2H1
IP21	4	9	3	7	integrated	NXS0009V35A2H1
IP21	5.5	12	4	9	integrated	NXS0012V35A2H1
IP21	7.5	16	5.5	12	integrated	NXS0016V35A2H1
IP21	11	22	7.5	16	integrated	NXS0022V35A2H1
IP21	15	31	11	22	integrated	NXS0031V35A2H1
IP21	18.5	38	15	31	integrated	NXS0038V35A2H1
IP21	22	45	18.5	38	integrated	NXS0045V35A2H1
IP21	30	61	22	45	integrated	NXS0061V35A2H1
IP21	37	72	30	61	optional	NXS0072V35A2H0
IP21	45	87	37	72	optional	NXS0087V35A2H0
IP21	55	105	45	87	optional	NXS0105V35A2H0
IP21	75	140	55	105	optional	NXS0140V35A2H0
IP21	90	170	75	140	optional	NXS0168V35A2H0
IP21	110	205	90	170	optional	NXS0205V35A2H0
IP21	132	261	110	205	optional	NXS0260V35A2H0
IP21	160	300	132	245	optional	NXS0310V35A2H0

Frequency Inverters

IP21, stand-alone cabinet; Emissions EN61800-3 (category 3)

Protection class	Low overload (for Fan/Pump) kW	Low overload I _{cont} A	High overload (for Machines) kW	High overload I _{cont} A	Brake chopper	Type
IP21	200	385	160	300	-	NXS0385V35A2L0
IP21	250	460	200	385	-	NXS0460V35A2L0
IP21	315	590	250	520	-	NXS0590V35A2L0
IP21	355	650	315	590	-	NXS0650V35A2L0
IP21	400	730	355	650	-	NXS0730V35A2L0

IP54, wall mounted; Emissions EN61800-3 (category C2), C-Tick



Protection class	Low overload (for Fan/Pump) kW	Low overload I _{cont} A	High overload (for Machines) kW	High overload I _{cont} A	Brake chopper	Type
IP54	1.1	3.1	0.75	2.2	integrated	NXS0003V35A5H1
IP54	1.5	4	1.1	3.1	integrated	NXS0004V35A5H1
IP54	2.2	5.4	1.5	4	integrated	NXS0005V35A5H1
IP54	3	7	2.2	5.4	integrated	NXS0007V35A5H1
IP54	4	9	3	7	integrated	NXS0009V35A5H1
IP54	5.5	12	4	9	integrated	NXS0012V35A5H1
IP54	7.5	16	5.5	12	integrated	NXS0016V35A5H1
IP54	11	22	7.5	16	integrated	NXS0022V35A5H1
IP54	15	31	11	22	integrated	NXS0031V35A5H1
IP54	18.5	38	15	31	integrated	NXS0038V35A5H1
IP54	22	45	18.5	38	integrated	NXS0045V35A5H1
IP54	30	61	22	45	integrated	NXS0061V35A5H1
IP54	37	72	30	61	optional	NXS0072V35A5H0
IP54	45	87	37	72	optional	NXS0087V35A5H0
IP54	55	105	45	87	optional	NXS0105V35A5H0
IP54	75	140	55	105	optional	NXS0140V35A5H0
IP54	90	170	75	140	optional	NXS0168V35A5H0
IP54	110	205	90	170	optional	NXS0205V35A5H0
IP54	132	261	110	205	optional	NXS0260V35A5H0
IP54	160	300	132	245	optional	NXS0310V35A5H0

Parts and accessories for inverters

Parts and accessories for inverters

Honeywell inverter inputs/outputs can be easily configured by adding or changing option cards. These option boards are designed to easy installation even on the site and are automatically identified by the inverter software.



Fieldbus cards

Product description	HVAC400	NXL HVAC	NXS	HVAC232/402	Type
LonWorks	•	•	•	–	OPTC4

Fieldbus cards

Product description	HVAC400	NXL HVAC	NXS	HVAC232/402	Type
Modbus/N2 (RS485)	–	–	•	–	NXOPTC2
Profibus DP	–	•	•	–	NXOPTC3
CANopen (slave)	–	•	•	–	NXOPTC6
DeviceNet	–	•	•	–	NXOPTC7
BACnet MS/TP (RS485)	–	•	•	–	NXOPTCJ
Modbus TCP, Ethernet/IP	•	–	–	•	OPTE9

Input/output expander cards

Product description	HVAC400	NXL HVAC	NXS	HVAC232/402	Type
6 digital inputs/outputs (programmable)	•	–	•	–	OPTB1
1 analog input (mA), 2 analog output (mA)	•	•	•	–	OPTB4
3 relays (NO)	•	•	•	–	OPTB5
1 relay, 5 Vac inputs (42..240 Vac)	•	–	•	–	OPTB9
1 analog input (mA/V), 1 relay (NO), 1 digital output (open collector)	•	–	–	–	OPTBF
3 digital inputs, 1 relay (NO/NC), 1 digital output	–	•	–	–	NXLOPTAA
standard NXS slot A board: 6 DI, 1 DO (open collector), 2 AI, 1 AO	–	–	•	–	NXOPTA1
2 relays (1 NO, 1 NO/NC), 1 thermistor	–	•	•	–	NXOPTB2
3 Pt100 input	–	–	•	–	NXOPTB8
1 Thermistor, 2x RO	–	–	–	•	OPTB2
Pt1000, Ni1000, KTY84x	•	–	–	•	OPTBH
Required external cover to fix option boards on HVAC232/402 frame size 1..3 for devices up to 5,5 kW	–	–	–	•	ENC-Slot MI1-MI3
Required internal moulding to fix option boards on HVAC232/402 frame size 4..5 for devices bigger than 5,5 kW	–	–	–	•	ENC-Slot MI4-MI5

SmartDrive PC connection tools and cables



Product description	HVAC400	NXL HVAC	NXS	HVAC232/402	Type
SmartDrive Compact Parameter download/upload and PC interface tool with cable for USB connection to PC	–	–	–	•	COMP-LOADER
SmartDrive Compact Parameter download/upload and PC interface tool without cable	–	–	–	•	COMP-LOADER-NC
SmartDrive 3.0m USB PC connection cable	•	–	–	•	SMARTDRIVE-USBC

Parts and accessories for inverters



NXL/NXS PC connection tools and cables

Product description	HVAC400	NXL HVAC	NXS	HVAC232/402	Type
NXL RS232 adapter (for PC connection)	-	•	-	-	NXLPANRS
2 m RS232 cable	-	•	•	-	RS232C2M
4 m RS232 cable	-	•	•	-	RS232C-4M



SmartDrive HVAC display panels

Product description	HVAC400	NXL HVAC	NXS	HVAC232/402	Type
SmartDrive HVAC advanced commissioning display/keypad with parameter copy function	•	-	-	-	HVAC-HMI-A



NXL Display panels

Product description	HVAC400	NXL HVAC	NXS	HVAC232/402	Type
NXL standard 7-segment display	-	•	-	-	NXLPANC



NXS Display panels

Product description	HVAC400	NXL HVAC	NXS	HVAC232/402	Type
NXS standard alpha-numeric display	-	-	•	-	NXPANA
NXS special display for Cyrillic or Chinese letters	-	-	•	-	NXPANG



Display panel kits

Product description	HVAC400	NXL HVAC	NXS	HVAC232/402	Type
NXL door installation set for display panel, 2m cable	-	•	-	-	DRA-02L
NXL door installation set for display panel, 4m cable	-	•	-	-	DRA-04L
NXS door installation set for display panel, 2m cable	-	-	•	-	DRA02B
NXS door installation set for display panel, 4m cable	-	-	•	-	DRA-04B
HVAC232/402 door installation set including 2m cable and display	-	-	-	•	HVACDOORKIT
SmartDrive HVAC door installation set for display panel, 3m cable	•	-	-	-	HVAC-DOOR-KIT

Parts and accessories for inverters



HVAC232/402 IP20 to IP21 upgrade kits

Product description	HVAC400	NXL HVAC	NXS	HVAC232/402	Type
IP21 enclosure upgrade kit for SmartDrive HVAC232/402, size MI1	-	-	-	•	COMP-IP21-KIT1
IP21 enclosure upgrade kit for SmartDrive HVAC232/402, size MI2	-	-	-	•	COMP-IP21-KIT2
IP21 enclosure upgrade kit for SmartDrive HVAC232/402, size MI3	-	-	-	•	COMP-IP21-KIT3
IP21 enclosure upgrade kit with additional wiring terminal cover for SmartDrive HVAC232/402, size MI1	-	-	-	•	COMP-NEMA1-KIT1
IP21 enclosure upgrade kit with additional wiring terminal cover for SmartDrive HVAC232/402, size MI2	-	-	-	•	COMP-NEMA1-KIT2
IP21 enclosure upgrade kit with additional wiring terminal cover for SmartDrive HVAC232/402, size MI3	-	-	-	•	COMP-NEMA1-KIT3

NXL/NXS Sine-wave output filters 380-500V, IP00 Selection to be done so that the nominal current of the inverter cannot exceed the nominal current of the filter

Product description	HVAC400	NXL HVAC	NXS	HVAC232/402	Type
Filter for Nominal current of 10 A (40°C), 8,8 A (50°C)	•	•	•	-	SIN-0010-5-0-P
Filter for Nominal current of 18 A (40°C), 16 A (50°C)	•	•	•	-	SIN-0018-5-0-P
Filter for Nominal current of 32 A (40°C), 28 A (50°C)	•	•	•	-	SIN-0032-5-0-P
Filter for Nominal current of 48 A (40°C), 42 A (50°C)	•	•	•	-	SIN-0048-5-0-P
Filter for Nominal current of 75 A (40°C), 66 A (50°C)	•	•	•	-	SIN-0075-5-0-P
Filter for Nominal current of 110 A (40°C), 97 A (50°C)	•	•	•	-	SIN-0110-5-0-P
Filter for Nominal current of 180 A (40°C), 155 A (50°C)	•	•	•	-	SIN-0180-5-0-P

SmartDrive HVAC C1 conducted emission filter IP54

Product description	HVAC400	NXL HVAC	NXS	HVAC232/402	Type
C1 RFI-filter for size 4	•	-	-	-	RFI-0012-5-IP54
C1 RFI-filter for size 5	•	-	-	-	RFI-0031-5-IP54
C1 RFI-filter for size 6	•	-	-	-	RFI-0061-5-IP54
C1 RFI-filter for size 7	•	-	-	-	RFI-0105-5-IP54

Main cooling fan spare parts for inverters

Product description	HVAC400	NXL HVAC	NXS	HVAC232/402	Type
NXL HVAC / NXS spare part fan size 4 (HVAC03-HVAC12, NXS0003-NXS0012)	-	•	•	-	NX-FAN-4
NXL HVAC / NXS spare part fan size 5 (HVAC16-HVAC31, NXS0016-NXS0031)	-	•	•	-	NX-FAN-5
NXL HVAC / NXS spare part fan size 6 (HVAC38-HVAC61, NXS0038-NXS0061)	-	•	•	-	NX-FAN-6
NXS spare part fan size 7 (NXS0072-NXS0105)	-	-	•	-	NX-FAN-7
SmartDrive HVAC spare part fan size 4 (HVAC400-1P1..HVAC400-5P5)	•	-	-	-	HVAC-FAN-4
SmartDrive HVAC spare part fan size 5 (HVAC400-7P5..HVAC400-15P)	•	-	-	-	HVAC-FAN-5
SmartDrive HVAC spare part fan size 6 (HVAC400-18P..HVAC400-30P)	•	-	-	-	HVAC-FAN-6
SmartDrive HVAC spare part fan size 7 (HVAC400-37P..HVAC400-55P)	•	-	-	-	HVAC-FAN-7
SmartDrive HVAC spare part fan size 8 (HVAC400-75P..HVAC400-110P)	•	-	-	-	HVAC-FAN-8
SmartDrive HVAC spare part fan size 9 (HVAC400-132P..HVAC400-160P)	•	-	-	-	HVAC-FAN-9

Parts and accessories for inverters

HVAC400 Cooling Fans

Product description	HVAC400	NXL HVAC	NXS	HVAC232/402	Type
HVAC400, Internal fan, frame size 4, HVAC400-1P1x - HVAC400-5P5x	•	–	–	–	HVAC-IP54FAN-FR04
HVAC400, Internal fan, frame size 5, HVAC400-7P5x - HVAC400-15Px	•	–	–	–	HVAC-IP54FAN-FR05
HVAC400, Internal fan, frame size 6, HVAC400-18Px - HVAC400-55Px	•	–	–	–	HVAC-IP54FAN-FR06
HVAC400, Internal fan, frame size 8, HVAC400-75Px - HVAC400-110x	•	–	–	–	HVAC-IP54FAN-FR08
HVAC400, Internal fan, frame size 9, HVAC400-132x - HVAC400-160x	•	–	–	–	HVAC-IP54FAN-FR09
HVAC400, power supply, frame size 8, HVAC400-75Px - HVAC400-110x	•	–	–	–	HVAC-FAN-SUP-FR08
HVAC400, power supply, frame size 9, HVAC400-132x - HVAC400-160x	•	–	–	–	HVAC-FAN-SUP-FR09

HVAC232/402 Cooling Fans

Product description	HVAC400	NXL HVAC	NXS	HVAC232/402	Type
HVAC402, main fan, size 4, HVAC402-7P5-21 - HVAC402-11P-21	–	–	–	•	HVAC402-FAN-FR4
HVAC402, main fan, size 5, HVAC402-15P-21 - HVAC402-18P-21	–	–	–	•	HVAC402-FAN-FR5

NX Cooling Fans

Product description	HVAC400	NXL HVAC	NXS	HVAC232/402	Type
NX drives, internal fan, frame size 4, power 1.15 - 5 kW	–	•	•	–	NX-FAN-INT4
NX drives, internal fan, frame size 5, power 7.5 - 15 kW	–	•	•	–	NX-FAN-INT5
NX drives, internal fan, frame size 6-7, power 18.5 - 55 kW	–	•	•	–	NX-FAN-INT6-7
NXS drives, internal fan, frame size 8, 75 - 110 kW	–	•	–	–	NX-FAN-INT8
NXS drives, internal fan, 52 mm, frame size 9, power 132 - 160 kW	–	•	–	–	NX-FAN-INT-FR9-1
NXS drives, internal fan, 80 mm, frame size 9, power 132 - 160 kW	–	•	–	–	NX-FAN-INT-FR9-2
NXS drives, main fan, frame size 8, power 75 - 110 kW	–	•	–	–	NX-FAN-8
NXS drives, fan retrofit kit, (main fan, power supply), frame size 8, power 75 - 110 kW, SN -13068696, Date: 2012-10-05	–	•	–	–	RET-NX-FAN-8-SET
NXS drives, fan retrofit kit, (main fan, power supply), frame size 9, power 132 - 160 kW, SN -13068696, Date: 2012-10-05	–	•	–	–	RET-NX-FAN-9-SET
NXS drives, fan kit, main fan and internal fan, frame size 8, 62 - 140 A	–	•	–	–	NX-FAN-8-SET1
NXS drives, fan kit, main fan and two internal fans, frame size 8, 168 - 205 A	–	•	–	–	NX-FAN-8-SET2
NXS drives, fan set, frame size 9, power 132 - 160 kW	–	•	–	–	NX-FAN-9-SET
NXS drives, fan kit, (main fans, 2x intern fans, fan power supply), frame size 9, power 132 - 160 kW	–	•	–	–	NX-FAN-9-FULLSET
NXS drives, fan power supply kit, frame size 8, power 75 - 110 kW	–	•	–	–	NX-FAN-SUP-FR08
NXS drives, fan power supply kit, frame size 9, power 132 - 160 kW	–	•	–	–	NX-FAN-SUP-FR09

Parts and accessories for inverters

Control Spares

Product description	HVAC400	NXL HVAC	NXS	HVAC232/402	Type
Control box and boards for HVAC400 drives	•	-	-	-	CONTROL-BOARD1
Set of linking cable for HVAC400 older than March 2018	•	-	-	-	CABLE-CONTROL
Varnished control unit for NXS with enclosure	-	-	•	-	NXS-CONTROL-BOX
5 pieces of real time clock batteries	•	-	-	-	OPT-BT-MC02-5
Kit of terminal for HVAC400x drives	•	-	-	-	HVAC-TERM-KIT

Air velocity transmitter	5-2
Temperature sensors NTC	5-3
Temperature sensors Pt1000	5-8
Temperature sensors Ni1000	5-12
Temperature sensors active 0-10V	5-15
R.H. (+ temperature) sensors	5-16
Air quality sensors	5-18
IRC/XL10 sensors, Wall modules	5-20



Air velocity transmitter

Air velocity sensor



Media	Air, 0 to 10m/s (default); selectable by link for 0 to 15m/s or 0 to 20m/s
Response time	4s (default) or 1s selectable by link
Mounting place	air duct
Protection class	IP 65 Housing
Output signal	2..10Vdc + 4..20mA
Additional description	Humidity 5..95 %rh, non-condensing

Mounting	Type
in duct	AV-D-10
remote	AV-R-10

Temperature sensors NTC

Room temperature sensor NTC, economy



Protection class	IP30
Temperature element	NTC20k
Temperature range	6 ... 40 °C
Mounting place	internal wall
Housing (HxWxD)	56 mm; 46 mm; 19.3 mm
Wiring terminals	2
Type of terminals	spring
Additional description	T7470A1009 will be delivered as one set of 5 sensors.

Type
T7470A1009

Air duct and immersion temperature sensor, NTC

5



Temperature range	-40 ... 150 °C
Mounting place	duct + well
Wiring terminals	2

Sensor without immersion well nor flange, NTC10k

Temperature element	Protection class	Immersion depth mm	Type
NTC10k	IP54	50	VF10-5B54NW
NTC10k	IP65	50	VF10-5B65NW
NTC10k	IP54	150	VF10-1B54NW
NTC10k	IP65	150	VF10-1B65NW
NTC10k	IP54	300	VF10-3B54NW
NTC10k	IP65	300	VF10-3B65NW

Sensor without immersion well nor flange, NTC20k

Temperature element	Protection class	Immersion depth mm	Type
NTC20k	IP54	50	VF20-5B54NW
NTC20k	IP65	50	VF20-5B65NW
NTC20k	IP54	150	VF20-1B54NW
NTC20k	IP65	150	VF20-1B65NW
NTC20k	IP54	300	VF20-3B54NW
NTC20k	IP65	300	VF20-3B65NW

Wells

Stainless steel well, 50 mm, R1/2, PN25	WS50
Brass well, 50 mm, R1/2, PN10	WB50
Stainless steel well, 150 mm, R1/2, PN25	WS150
Brass well, 150 mm, R1/2, PN10	WB150
Stainless steel well, 300 mm, R1/2, PN25	WS300
Brass well, 300 mm, R1/2, PN10	WB300

Flange

Mounting flange for air-duct application (10 pieces)	LF-MF
--	-------



Temperature sensors NTC

Strap-on temperature sensor, NTC



Strap diameter maximum 110 mm.

Temperature range	-30 ... 110 °C
Housing (HxWxD)	56 mm; 81 mm; 40 mm
Mounting place	strap on pipe
Wiring terminals	2

Temperature element	Protection class	Type
NTC10k	IP54	SF10-B54
NTC10k	IP65	SF10-B65
NTC20k	IP54	SF20-B54
NTC20k	IP65	SF20-B65

5

Water temperature sensor NTC, fast reaction time



Sensor for direct mounting in pipe, G1/2" connection. For water temperature measurement in district heating or hot water supply.

Temperature range	-20 ... 140 °C
Mounting place	in pipe
Wiring terminals	2
Cable length	2.5 m
Protection class	IP65
Additional description	Reaction time max. 2,5 sec. Sensing material steel 1.4571. Immersion depth adjustable.

NTC10k

Temperature element	Immersion depth mm	Sensing element (dia x L) mm; mm	Type
NTC10k fast	max. 75	5; 25	VFF10-75P65
NTC10k fast	max. 220	5; 170	VFF10-220P65
NTC10k fast	max. 300	5; 250	VFF10-300P65

NTC20k



Temperature element	Immersion depth mm	Sensing element (dia x L) mm; mm	Type
NTC20k fast	max. 75	5; 25	VFF20-75P65
NTC20k fast	max. 220	5; 170	VFF20-220P65
NTC20k fast	max. 300	5; 250	VFF20-300P65

Temperature sensors NTC

Water temperature sensor NTC, cable type



Watertight temperature sensor with sensor cartridge.

Protection class	IP65
Temperature range	-30 ... 105 °C
Mounting place	universal
Immersion depth	50 mm
Sensing element (dia x L)	6 mm; 50 mm
Wiring terminals	2
Cable length	2 m
Additional description	Metal immersion spring is not included

Temperature element	Type
NTC10k	KTF10-65-2M
NTC20k	KTF20-65-2M

Immersion wells. KTF probe fixation with M12 Gland (do not use VF-SPRING)

Stainless steel well, 50 mm, R1/2, PN25	WS50
Brass well, 50 mm, R1/2, PN10	WB50
Stainless steel well, 150 mm, R1/2, PN25	WS150
Brass well, 150 mm, R1/2, PN10	WB150
Stainless steel well, 300 mm, R1/2, PN25	WS300
Brass well, 300 mm, R1/2, PN10	WB300

Accessory

Spring for use with old style VF immersion wells	VF-SPRING
--	-----------

Outdoor temperature sensor, NTC



Temperature range	-40 ... 70 °C
Mounting place	wall outside
Housing (HxWxD)	56 mm; 81 mm; 49 mm
Wiring terminals	2

Temperature element	Protection class	Type
NTC10k	IP54	AF10-B54
NTC10k	IP65	AF10-B65
NTC20k	IP54	AF20-B54
NTC20k	IP65	AF20-B65

Temperature sensors NTC

Air duct temperature sensor, NTC



Temperature element	NTC20k
Temperature range	-30 ... 80 °C
Mounting place	air duct
Wiring terminals	2
Cable length	5 m
Protection class	IP65
Additional description	Humidity 5..95 %rh, non condensing.

Immersion depth mm	Type
157	LF20-1P65-5M
307	LF20-3P65-5M

5

Unit temperature sensor



Temperature sensor for air handling units, fancoil units or air outlets.

Protection class	IP65
Mounting place	air duct
Temperature element	NTC20k
Temperature range	-30 ... 70 °C
Wiring terminals	2
Additional description	Sensor supplied with mounting bracket. Sensing element size: diameter 6 mm, length 55 mm.

Cable length m	Type
2	PF20-65-2M
5	PF20-65-5M

Temperature sensors NTC

Air duct temperature sensor, average measurement, NTC



Averaging temperature sensor, with wall socket, flexible rod, a 0,5 m long connector cable and four rod clips with screws.
For application in ducts where large temperature gradients can occur.

Temperature element	4 x NTC20k
Temperature range	-30 ... 70 °C
Mounting place	air duct
Wiring terminals	2
Additional description	The 3 meters flexible rod has four sensors positioned along the length of the rod.

Type
C7085A1014

Room temperature sensor, NTC20k



Protection class	IP30
Temperature range	10 ... 40 °C
Mounting place	internal wall
Housing (HxWxD)	104 mm; 99 mm; 30 mm

Temperature element	Wiring terminals	Type
NTC20k	2	RF20
2 x NTC20k	3	DRF20-S

Temperature sensors Pt1000

Wall module, Pt1000



Wall module for direct wiring to Excel 800, Excel Web, Excel IRC, Honeywell Comfort Point Open; or other systems using Pt1000 sensing elements

Temperature element	Pt1000
Temperature range	6 ... 40 °C
Mounting place	internal wall
Housing (HxWxD)	104 mm; 99 mm; 30 mm
Protection class	IP30

Type
T7460A1018

Air duct and immersion temperature sensor, Pt1000

5



Temperature element	Pt1000
Temperature range	-40 ... 150 °C
Mounting place	duct + well
Wiring terminals	2

Sensor without immersion well, nor flange

Protection class	Immersion depth mm	Type
IP54	50	VF00-5B54NW
IP65	50	VF00-5B65NW
IP54	150	VF00-1B54NW
IP65	150	VF00-1B65NW
IP54	300	VF00-3B54NW
IP65	300	VF00-3B65NW

Wells

Stainless steel well, 50 mm, R1/2, PN25	WS50
Brass well, 50 mm, R1/2, PN10	WB50
Stainless steel well, 150 mm, R1/2, PN25	WS150
Brass well, 150 mm, R1/2, PN10	WB150
Stainless steel well, 300 mm, R1/2, PN25	WS300
Brass well, 300 mm, R1/2, PN10	WB300

Flange

Mounting flange for air-duct application (10 pieces)	LF-MF
--	--------------

Temperature sensors Pt1000

Strap-on temperature sensor, Pt1000



Strap diameter maximum 110 mm.

Temperature range	-30 ... 110 °C
Housing (HxWxD)	56 mm; 81 mm; 40 mm
Mounting place	strap on pipe
Wiring terminals	2
Temperature element	Pt1000

Protection class	Type
IP54	SF00-B54
IP65	SF00-B65

Water temperature sensor Pt1000, fast reaction time



Sensor for direct mounting in pipe, G1/2" connection. For water temperature measurement in district heating or hot water supply.

Temperature element	Pt1000 fast
Temperature range	-20 ... 140 °C
Mounting place	in pipe
Wiring terminals	2
Cable length	2.5 m
Protection class	IP65
Additional description	Reaction time max. 2,5 sec. Sensing material steel 1.4571. Immersion depth adjustable.

Immersion depth mm	Sensing element (dia x L) mm; mm	Type
max. 75	5; 25	VFF00-75P65
max. 220	5; 170	VFF00-220P65
max. 300	5; 250	VFF00-300P65

Temperature sensors Pt1000

Water temperature sensor Pt1000, cable type



Approvals	IEC751 class B
Protection class	IP65
Temperature element	Pt1000
Mounting place	universal
Immersion depth	min. 50 mm
Sensing element (dia x L)	6 mm; 50 mm
Packing unit quantity	1

Temperature range °C	Cable length m	Type
-30 ... 105	2	KTF00-65-2M
-20 ... 260	PFTE, 2	KTF00-65-2M-300

Immersion wells. KTF probe fixation with M12 Gland (do not use VF-SPRING)

Stainless steel well, 50 mm, R1/2, PN25	WS50
Brass well, 50 mm, R1/2, PN10	WB50
Stainless steel well, 150 mm, R1/2, PN25	WS150
Brass well, 150 mm, R1/2, PN10	WB150
Stainless steel well, 300 mm, R1/2, PN25	WS300
Brass well, 300 mm, R1/2, PN10	WB300

Accessory

Spring for use with old style VF immersion wells	VF-SPRING
--	------------------

Outdoor temperature sensor, Pt1000



Approvals	IEC751 class B
Temperature element	Pt1000
Temperature range	-40 ... 70 °C
Mounting place	wall outside
Housing (HxWxD)	56 mm; 81 mm; 49 mm
Wiring terminals	2

Protection class	Type
IP54	AF00-B54
IP65	AF00-B65

Temperature sensors Pt1000

Air duct temperature sensor, average measurement, Pt1000



Averaging temperature sensor, with wall socket, flexible rod, a 0,5 m long connector cable and four rod clips with screws.
For application in ducts where large temperature gradients can occur.

Temperature element	4 x Pt1000
Temperature range	-30 ... 70 °C
Mounting place	air duct
Wiring terminals	2
Additional description	The 3 meters flexible rod has four sensors positioned along the length of the rod.

Type
C7085A1006

Flue gas temperature sensor



Steel plug in temperature sensor with mounting flange.
For flue gas temperature measurement.

Temperature element	Pt1000
Temperature range	0 ... 320 °C
Media temp. limit	temperatures up to 400 °C are allowable for short periods
Mounting place	flue gas vent
Immersion depth	120 mm
Cable length	1 m
Additional description	Supplied with electrical cable with steel casing.

Type
AGF1

Temperature sensors Ni1000

Air duct and immersion temperature sensor, Ni1000



Temperature element	Ni1000
Temperature range	-40 ... 150 °C
Mounting place	duct + well
Wiring terminals	2

Sensor without immersion well, nor flange

Protection class	Immersion depth mm	Type
IP54	50	VF01-5B54NW
IP65	50	VF01-5B65NW
IP54	150	VF01-1B54NW
IP65	150	VF01-1B65NW
IP54	300	VF01-3B54NW
IP65	300	VF01-3B65NW

Wells

Stainless steel well, 50 mm, R1/2, PN25	WS50
Brass well, 50 mm, R1/2, PN10	WB50
Stainless steel well, 150 mm, R1/2, PN25	WS150
Brass well, 150 mm, R1/2, PN10	WB150
Stainless steel well, 300 mm, R1/2, PN25	WS300
Brass well, 300 mm, R1/2, PN10	WB300

Flange

Mounting flange for air-duct application (10 pieces)	LF-MF
--	--------------

Strap-on temperature sensor, Ni1000



Strap diameter maximum 110 mm.

Temperature range	-30 ... 110 °C
Housing (HxWxD)	56 mm; 81 mm; 40 mm
Mounting place	strap on pipe
Wiring terminals	2
Temperature element	Ni1000

Protection class	Type
IP54	SF01-B54
IP65	SF01-B65

Temperature sensors Ni1000

Water temperature sensor Ni1000, fast reaction time



Sensor for direct mounting in pipe, G1/2" connection. For water temperature measurement in district heating or hot water supply.

Temperature element	Ni1000 fast
Temperature range	-20 ... 140 °C
Mounting place	in pipe
Wiring terminals	2
Cable length	2.5 m
Protection class	IP65
Additional description	Reaction time max. 2,5 sec. Sensing material steel 1.4571. Immersion depth adjustable.

Immersion depth mm	Sensing element (dia x L) mm; mm	Type
max. 75	5; 25	VFF01-75P65
max. 220	5; 170	VFF01-220P65
max. 300	5; 250	VFF01-300P65

Water temperature sensor Ni1000, cable type



Protection class	IP65
Temperature element	Ni1000
Mounting place	universal
Immersion depth	min. 50 mm
Sensing element (dia x L)	6 mm; 50 mm
Cable length	2 m

Temperature range °C	Type
-30 ... 105	KTF01-65-2M
-20 ... 260	KTF01-65-2M-300

Immersion wells. KTF probe fixation with M12 Gland (do not use VF-SPRING)

Stainless steel well, 50 mm, R1/2, PN25	WS50
Brass well, 50 mm, R1/2, PN10	WB50
Stainless steel well, 150 mm, R1/2, PN25	WS150
Brass well, 150 mm, R1/2, PN10	WB150
Stainless steel well, 300 mm, R1/2, PN25	WS300
Brass well, 300 mm, R1/2, PN10	WB300

Accessory

Spring for use with old style VF immersion wells	VF-SPRING
--	-----------

Temperature sensors Ni1000

Outdoor temperature sensor, Ni1000



Temperature element	Ni1000
Temperature range	-40 ... 70 °C
Mounting place	wall outside
Housing (HxWxD)	56 mm; 81 mm; 49 mm
Wiring terminals	2

Protection class	Type
IP54	AF01-B54
IP65	AF01-B65

Temperature sensors active 0-10V

Strap-on temperature transmitter



Strap diameter maximum 110 mm.

Protection class	IP65
Output signal	0..10V
Housing (HxWxD)	56 mm; 81 mm; 40 mm
Mounting place	strap on pipe
Wiring terminals	3
Power supply	24 Vacdc; 0.3 VA
Additional description	Humidity 5..95 %rh, non condensing.

Temperature range °C	Type
0 ... 50	SFV-050-1B65
0 ... 100	SFV-100-1B65

Air duct and immersion temperature transmitter, 0..10V



Protection class	IP65
Output signal	0..10V
Housing (HxWxD)	56 mm; 81 mm; 40 mm
Mounting place	duct + well
Wiring terminals	3
Power supply	24 Vacdc; 0.3 VA
Additional description	Humidity 5..95 %rh, non condensing.

Transmitter without immersion well, nor flange

Immersion depth mm	Temperature range °C	Type
300	0 ... 50	LFV-050-3B65
150	0 ... 100	LFV-100-1B65
300	0 ... 100	LFV-100-3B65

Wells

Stainless steel well, 150 mm, R1/2, PN25	WS150
Brass well, 150 mm, R1/2, PN10	WB150
Stainless steel well, 300 mm, R1/2, PN25	WS300
Brass well, 300 mm, R1/2, PN10	WB300

Flange

Mounting flange for air-duct application (10 pieces)	LF-MF
--	-------

R.H. (+ temperature) sensors

Air Duct Temperature and R.H. sensor, LFH



For sensing or controlling of duct temperature and relative humidity.

Output voltage	2 outputs: • 0..10V for Temperature • 0..10V for Relative Humidity
Temperature range	-5 ... 55 °C
R.H. range	10 ... 90 %rh
Protection class	IP65 for enclosure; IP40 for sensing part
Mounting place	air duct
Immersion depth	230 mm
Power supply	24 Vac; 3 VA

Transmitters only

Temperature element	Wiring terminals	Type
-	4	LFHV-2B65

Transmitters and additional passive temperature sensor

Temperature element	Wiring terminals	Type
Pt1000	6	LFH00-2B65
Ni1000	6	LFH01-2B65
NTC10k	6	LFH10-2B65
NTC20k	6	LFH20-2B65



Wall module with temperature NTC20k sensor, and R.H. sensor



Temperature element	NTC20k
Temperature range	10 ... 40 °C
R.H. range	5 ... 90 %rh
R.H. sensing element	capacitive
R.H. output signal	0..10V=
Power supply	24 Vacdc; 0.15 VA
Mounting place	internal wall
Housing (HxWxD)	104 mm; 99 mm; 30 mm
Wiring terminals	5

Type
T7560C1006

R.H. (+ temperature) sensors

Room R.H.- and temperature sensor



Combined Room Humidity and Temperature Sensor with various sensor elements

Approvals	IEC751 class B for Pt1000 sensor
Protection class	IP30
R.H. range	5 ... 95 %rh
R.H. sensing element	capacitive
R.H. output signal	0..10V=
Power supply	24 Vac; 0.48 VA
Mounting place	internal wall
Housing (HxWxD)	130 mm; 80 mm; 34 mm

Temperature element	Output signal	Temperature range °C	Type
-	-	-	H7012A1010
Pt1000	-	0 ... 50	H7012B1008
NTC20k	-	0 ... 50	H7012B1024
-	temp: 0..10V=	0 ... 50	H7012B1030

Outdoor R.H.- and temperature sensor/transmitter



Protection class	IP34
Temperature range	-30 ... 50 °C
R.H. range	5 ... 95 %rh
R.H. sensing element	capacitive
R.H. output signal	0..10V=
Power supply	24 Vacdc; 0.25 VA
Mounting place	wall outside
Housing (HxWxD)	172 mm; 132 mm; 60 mm
Additional description	Relative humidity sensor accuracy class: 3%.

Temperature element	Output signal	Wiring terminals	Type
-	temp: 0..10V=	5	H7508B1060
NTC20k	-	6	H7508B1080

Air quality sensors

Air quality sensor



For detection of unpleasant odours, tobacco smoke, and vapours emitted by such materials as furniture, carpets, paint, glue, etc.

Protection class	III as per EN60730-1 IP30 as per EN60529
Output signal	0..10Vdc
Power supply	24 Vacdc; 1 VA
Mounting place	internal wall
Housing (HxWxD)	104 mm; 99 mm; 30 mm
Additional description	Adjustable output offset and LED display

Type
C7110A1010

Room temperature/ CO2 sensor



For sensing or controlling of CO₂ concentration in buildings.

Temperature range	0 ... 50 °C
Power supply	24 Vac; 2 VA
Mounting place	internal wall
Housing (HxWxD)	104 mm; 99 mm; 30 mm
Additional description	Automatic baseline calibration, and quick calibration options.

Temperature element	LED functions	Output voltage	Type
-	operation as CO ₂ indicator	0..10V: 0..50°C; 0..10V: 0..2000/3000 ppm	C7110C1001A
NTC20k	-	0..10V: 0..2000/3000 ppm	C7110C1080

Room temperature/ CO2 sensor



For sensing or controlling of CO₂ concentration; and temperature measurement in buildings.

LED functions	operation as occupancy indicator
Output signal	CO ₂ : 0..10 V for 0..2000 ppm (factory setting) or 0..3000 ppm
Temperature element	NTC20k
Temperature range	10 ... 35 °C
Setpoint knob	-5 ... 5 °C
Extra setp. knob	12 ... 30 °C
Occupancy switch	auto/bypass
Power supply	24 Vac; 2 VA
Mounting place	internal wall
Housing (HxWxD)	104 mm; 99 mm; 30 mm
Additional description	<ul style="list-style-type: none"> • Temperature setpoint potentiometer delivered with 4 setpoint wheels; white and blue, relative and absolute scale. • Automatic baseline calibration, and quick calibration options.

Type
C7110D1009A

Air quality sensors

Air duct CO₂ and Temperature sensor, AQS



For sensing or controlling of CO₂ concentration, and temperature measurement in buildings.

Temperature range	0 ... 50 °C
Protection class	IP65 when probe mounted downwards, otherwise IP20
Mounting place	air duct
Immersion depth	200 mm
Power supply	24 Vac; 3 VA

Transmitters only

Output voltage	Temperature element	Wiring terminals	Type
0..10V: 0..50°C; 0..10V: 0..2000 ppm	-	5	AQS71-KAM-T

Transmitter and additional passive temperature sensor

Output voltage	Temperature element	Wiring terminals	Type
0..10V: 0..2000 ppm	Pt1000	6	AQS-KAM-00
0..10V: 0..2000 ppm	Ni1000	6	AQS-KAM-01
0..10V: 0..2000 ppm	NTC10k	6	AQS-KAM-10
0..10V: 0..2000 ppm	NTC20k	6	AQS-KAM-20



5

Air duct CO₂, Temperature and R.H. transmitter, AQS



For sensing or controlling of CO₂ concentration, temperature and Relative Humidity measurement in buildings.

Output voltage	3 outputs 0..10V: <ul style="list-style-type: none"> • 0..2000 ppm • 0..50°C • 10..90 %rh
Temperature range	0 ... 50 °C
R.H. range	10 ... 90 %rh
Protection class	IP65 when probe mounted downwards, otherwise IP20
Mounting place	air duct
Immersion depth	200 mm
Power supply	24 Vac; 3 VA
Wiring terminals	6

Type
AQS-KAM-RH-V

IRC/XL10 sensors, Wall modules

Wall modules for EXCEL 5000 controllers



Room temperature sensor for Excel 10/12 and Excel 50..800 controllers. Models available with setpoint adjustment, occupancy extension and fan switch.

LED functions	LED on or blinking in case of bypass, LED functions programmable with Excel 20..800 controllers
Temperature element	NTC20k
Temperature range	10 ... 35 °C
Mounting place	internal wall
Housing (HxWxD)	104 mm; 99 mm; 30 mm
Additional description	Models with setpoint potentiometer delivered with 4 setpoint wheels; white and blue, relative and absolute scale.

Setpoint knob °C	Extra setp. knob °C	Occupancy switch	Fan switch	Type
-	-	-	-	T7460A1001
-5 ... 5	12 ... 30	-	-	T7460B1009
-5 ... 5	12 ... 30	auto/bypass	-	T7460C1007
-5 ... 5	12 ... 30	-	auto/off/1/2/3	T7460D1005
-5 ... 5	12 ... 30	auto/bypass	auto/off/on	T7460E1002
-5 ... 5	12 ... 30	auto/bypass	auto/off/1/2/3	T7460F1000
LON connection board (5 pieces)				T7460-LONJACK

IRC/XL10 sensors, Wall modules

Wall modules for EXCEL 5000 controllers, with display



Room temperature sensor with digital display, for Excel 10 and Excel 50..800 controllers. With setpoint adjustment, occupancy extension, fan speed button and on/off button. Model with R.H.-sensor.

Display functions	room temperature, setpoint temperature, occupancy status, fan speed status
Temperature element	NTC20k
Temperature range	10 ... 40 °C
Setpoint knob	-5 ... 5 °C
Extra setp. knob	12 ... 30 °C
Occupancy switch	on/off
Fan switch	configurable
Power supply	24 Vac; 2 VA
Mounting place	internal wall
Housing (HxWxD)	104 mm; 99 mm; 30 mm
Additional description	Tool-free configuration: <ul style="list-style-type: none"> • number of fan speeds • relative / absolute setpoint • enable/disable space temperature display • centigrade/fahrenheit

R.H. range %rh	R.H. sensing element	R.H. output signal	Wiring terminals	Model	Type
-	-	-	7	blue knobs/wheel	T7560A1000
-	-	-	7	white knobs/wheel	T7560A1026
-	-	-	7	white knobs/wheel/ fahrenheit	T7560A1018
5 ... 90	capacitive	0..10V=	8	blue knobs/wheel	T7560B1008
5 ... 90	capacitive	0..10V=	8	white knobs/wheel	T7560B1024
5 ... 90	capacitive	0..10V=	8	white knobs/wheel/ fahrenheit	T7560B1016

Accessories

LON/BACnet connection board (5 pieces)	T7460-LONJACK
--	----------------------

IRC/XL10 sensors, Wall modules

Wall modules for EXCEL 12 controllers, with display, and light buttons



Room temperature sensor with digital display. With setpoint adjustment, occupancy extension, lights on/off/dim buttons and on/off button.

Display functions	room temperature, setpoint temperature, occupancy status
Temperature element	NTC20k
Temperature range	10 ... 40 °C
Setpoint knob	-5 ... 5 °C
Extra setp. knob	12 ... 30 °C
Occupancy switch	on/off
Power supply	24 Vac; 2 VA
Mounting place	internal wall
Housing (HxWxD)	104 mm; 99 mm; 30 mm
Wiring terminals	7
Model	blue knobs/wheel
Additional description	Tool-free configuration: <ul style="list-style-type: none">• relative / absolute setpoint• enable/disable space temperature display• centigrade/fahrenheit

Type

T7560A1036

Accessories

LON/BACnet connection board (5 pieces)

T7460-LONJACK

Pneumatic products

Page

Damper/Valve Actuators

6-2

Relays

6-4

Pneumatic Electrical

6-6

Sensors

6-7

Thermostat/Humidistat

6-8


Miscellaneous

6-9



Damper/Valve Actuators

Pneumatic actuator, MP953



Pneumatic actuator for valves in heating and air conditioning systems.

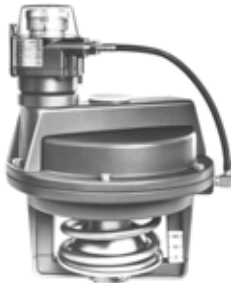
Actuators are suitable for valve series: V5011, V5013, V5015, V5049, V5050, V5016, V5025, V5328, V5329.

Protection class	IP54
Action	direct or reverse acting
Max. operating pressure	140 kPa
Max. safe air pressure	172 kPa
Additional description	Rolling diaphragm

20 mm

Pressure range kPa	Adjustable start point kPa	Positioner	Stroke mm	Action actuator stem	Max. ambient temperature °C	Diaphragm in.	Type
34,5 or 69	20,7 ... 69	•	20	extends	70	5	MP953A5005
34,5 or 69	20,7 ... 69	•	20	extends	70	8	MP953A5039
34,5 or 69	20,7 ... 69	•	20	retracts	70	7	MP953B5003
13,8...48,3	–	–	20	extends	120	5	MP953C5001
55,2...82,8	–	–	20	extends	120	5	MP953C5019
27,6...75,9	–	–	20	extends	120	5	MP953C5027
13,8...48,3	–	–	20	extends	120	8	MP953C5068
55,2...82,8	–	–	20	extends	120	8	MP953C5076
27,6...75,9	–	–	20	extends	120	8	MP953C5084
55,2...82,8	–	–	20	retracts	120	7	MP953D5009
27,6...75,9	–	–	20	retracts	120	7	MP953D5025

38 mm



Pressure range kPa	Adjustable start point kPa	Positioner	Stroke mm	Action actuator stem	Max. ambient temperature °C	Diaphragm in.	Type
34,5 or 69	20,7 ... 69	•	38	extends	70	13	MP953A5054
13,8...48,3	–	–	38	extends	120	13	MP953C5142
27,6...75,9	–	–	38	extends	120	13	MP953C5159

High Temperature Applications, the following bonnet extensions must be used with MP953 actuators when the flowing medium temperature is 150 to 220 degrees C, to give extra air circulation and less conduction of heat from the valve body to the actuator.

Used with V5049A up to 65mm, V5050A up to 80mm, V5328A 40mm to 80mm, V5329A 40mm to 80mm **43161276-001**

Damper/Valve Actuators

Pneumatic damper actuator, MP904



Pneumatic actuator for a damper that controls the volume of air in heating, cooling or ventilation systems.

Max. operating pressure	140 kPa
Air connection	barb fitting for 6 mm 1/4" polyethylene tubing
Max. safe air pressure	210 kPa
Stroke	90 mm
Additional description	Pressure operating range for MP904A,C models field adjustable for 3 spans.

Pressure range kPa	Positioner	Effective diaphragm area cm ²	Net force at 0 kPa pressure N	Net force at 140 kPa pressure N	Ambient temperature °C	Type
21, 35, 70	•	146	550	600	-30 ... 70	MP904A5047
21...91	-	146	270	600	-30 ... 90	MP904B5037
49...91	-	146	550	600	-30 ... 90	MP904B5052
21, 35, 70	•	65	280	250	-30 ... 70	MP904C1026
14..49	-	65	70	500	-30 ... 90	MP904D1032
49...91	-	65	280	250	-30 ... 90	MP904D1040
21...91	-	65	110	250	-30 ... 90	MP904D1057

Pneumatic damper actuator with shaft connection, MP913



Pneumatic actuator for a damper that controls the volume of air in induction units, mixing boxes, and variable volume systems.

Max. operating pressure	140 kPa
Operating range	21 ... 91 kPa
Air connection	metal barb type slip-on connector for 6 x 1 mm or 1/4" O.D. polyethylene tube
Max. safe air pressure	200 kPa
Ambient temperature	-30 ... 70 °C
Additional description	<ul style="list-style-type: none"> • Shaft connection thread M10 • Rolling diaphragm

Stroke mm	Effective diaphragm area cm ²	Net force at 0 kPa pressure N	Net force at 125 kPa pressure N	Type
90	25	45	80	MP913B1068
65	25	45	80	MP913B1076
70	45	80	145	MP913C1074

Relays

Pneumatic selector relay, RP470



Three-port relay to transmit the higher of two input signals.

Branch Line Pressure range	0 ... 125 kPa
Max. safe air pressure	205 kPa
Air connection	barb for 5/32" or 4 mm O.D. plastic tubing
Mounting	In-line; panel; Wall
Includes	14003030-001 1 1/2 in. Mounting Clip for Mounting relay to wall or panel, 1/4" (6 mm) and 5/32" (4 mm) plastic tubing, connectors, compression adapters

Type
RP470A1003/U

Pneumatic switching relay, RP670



Pneumatic switching relays block, divert, or bleed pneumatic air lines when pilot pressure is changed from one specific value to another. Commonly applied in Day-Night, Summer-Winter, Start- Stop, On-Off-Auto and other multiple condition systems where control sequence is changed as conditions change.

Branch Line Pressure range	0 ... 152 kPa
Max. safe air pressure	205 kPa
Air connection	barb for 5/32" or 4 mm O.D. plastic tubing
Model	Switching pilot relay SPDT, range 3..7 psi
Includes	14003030-001 1 1/2 in. Mounting Clip for Mounting relay to wall or panel, 1/4" (6 mm) and 5/32" (4 mm) plastic tubing, connectors, compression adapters

Type
RP670A1001/U

Relays

Pneumatic Capacity Relay



The RP970A is a direct acting, proportional relay suitable for use in HVAC systems to increase the capacity of a branchline signal to a pneumatic valve or damper operator. The RP970A provides a 1:1 pressure ratio. It can also transmit the lower of 2 pressures.

Branch Line Pressure range	0 ... 124 kPa
Max. safe air pressure	205 kPa
Air connection	barb for 5/32" or 4 mm O.D. plastic tubing

Type

RP970A1008/U

Pneumatic Reversing Relay

The RP972A reverses and increases the capacity of the branch line pressure to the final control device in all types of HVAC systems. May be set to decrease from 13, 16, or 18 psi (90,110 or 124 kPa).

Branch Line Pressure range	0 ... 124 kPa
Max. safe air pressure	207 kPa
Air connection	barb for 5/32" or 4 mm O.D. plastic tubing
Model	Operating Range 0 to 124 kPa

Type

RP972A1006/U

Pneumatic Electrical

Electric-pneumatic signal conversion module




Input signal	electrical input 2..10 Vdc
Output signal	pressure output 20..100 kPa, proportional to input signal
Pressure connection	for 4 or 6 mm PE hose
Wiring connection	with 1 metre cable
Mounting	DIN rail
Max. pressure	200 kPa
Media temp.	5 ... 55 °C
Additional description	Air capacity 720 NI/h.

Power supply	Model	Type
Vacdc; VA		
from controller; 10	for Micronik 100	RP7517A1009
24; 1.7	for Excel 5000	RP7517B1008

Sensors

Pneumatic temperature sensor, LP914



Pneumatic sensor for control of hot water or warm air, in heating and air-conditioning systems.

Max. safe air pressure	175 kPa
Max. media temperature	130 °C
Supply air pressure	125 kPa
Pressure output	21 ... 103 kPa
Air connection	push-on barb connector for 6 mm or 1/4" O.D. tube
Action	direct acting

Temperature range °C	Immersion depth mm	Mounting	Type
-40 ... 70	380	duct or well	LP914A1003/U
-40 ... 70	175	duct or well	LP914A1045/U
5 ... 115	175	well	LP914A1052/U
-5 ... 50	380	duct or well	LP914A1144/U

Pneumatic temperature sensor, LP915



One-pipe, direct-acting temperature sensor used with RP908 or RP920 Controllers to provide proportional control of pneumatic valve or damper actuators. Averaging, liquid-filled element for duct mounting.

Max. safe air pressure	172 kPa
Max. media temperature	118 °C
Supply air pressure	124 kPa
Pressure output	21 ... 103 kPa
Air connection	push-on barb connector for 4 mm or 5/32" and 6 mm or 1/4" O.D. tube
Capillary tube length	5.6 m
Temperature range	-18 ... 93 °C
Mounting	duct
Action	direct acting

Type
LP915A1044/U

Thermostat/Humidistat

Pneumatic room temperature controller, TP970



For proportional control of pneumatic valves and damper actuators in heating and air-conditioning systems. The TP970 incorporates a relay amplifier giving sensitive control and facilitating averaging control, which requires extra relays when bleed-type thermostats are used. The range comprises factory calibrated bimetal element proportional instruments with a setpoint indicator. The cover is ordered separately, and restrictors are not required.

Branch Line Pressure range	21 ... 105 kPa
Throttling range	adjustable 1...5 °C
Max. safe air pressure	175 kPa
Mounting	wall
Temp. setpoint range	15 ... 30 °C
Action	direct acting

Type
TP970A2020/U

Satin chrome cover	14004406-120/U
--------------------	----------------

Pneumatic room temperature sensor, TP974



One- or two-pipe direct-acting temperature sensor used with RP908/RP920 controllers to provide proportional control of pneumatic valve and damper actuators.

Max. safe air pressure	170 kPa
Max. media temperature	66 °C
Supply air pressure	124 kPa
Pressure output	21 ... 103 kPa
Air connection	plug-in
Temperature range	10 ... 38 °C
Mounting	wall
Action	direct acting

Type
TP974A2000/U

Cover without scale	14004406-300/U
---------------------	----------------

Miscellaneous

Pressure reducing valve with Filter Regulator Station, PP907



Provides reducing of inlet pressure to a constant operating pressure and filtering e.g. of condensates, dust, oil and rust particles.

- Air consumption 30 NL/h (500 sccm) at 500 kPa inlet pressure, max. 60 NL/h (1000 sccm)
- Upper limit of air capacity 10 Nm³/h
- Outlet pressure gauge indication 0...2 bar (0...30 psi) full range
- Sub-micron filter for dust separation and separation of condensates
- Pressure relief valve, fixed at 175 kPa

Supply air pressure	max. 1000 kPa
Pressure output	10 ... 175 kPa

Type
PP907A1008

Transformers

7-2

Electrical Signal modules

7-3



Transformers

DC Power Supply



Single phase switched power supply 24 Vdc

- Output short circuit protection
- DIN rail mounting
- 2 x 24 V push in terminals
- Voltage adjustment

Product description	Type
DC Power Supply 1,3A	DCPSU-24-1.3
DC Power Supply 2,5A	DCPSU-24-2.5
DC Power Supply 4A	DCPSU-24-4

Transformer



Protection class	IP00
Input voltage	220/230 V selectable, 50Hz
Output voltage	24Vac
Additional description	With mains fuse. VDE0551 mark.

Model	Type
48 VA	CRT2
144 VA	CRT6
288 VA	CRT12

Transformer, 2 secondary windings



Protection class	IP00
Input voltage	230 V, 50Hz
Output voltage	2 x 24Vac, separated
Additional description	With mains fuse. VDE0551 mark.

Model	Type
144/144 VA	CRT6-6
150/250 VA	CRT6-12

Transformer wall mounting



Transformer to be mounted outside of cabinets, built in closed housing.

Protection class	IP54
Input voltage	220 V, 50/60Hz
Output voltage	24Vac
Additional description	Power 45 VA <ul style="list-style-type: none"> • With mains cable 1,5 m and mains plug. • With low voltage cable 3 m, without plug.

Type
ETR2

Electrical Signal modules

Relay module for on/off and 3-pt control



Two channel signal converter module.
For a signal change from 0..10Vdc (from external controller) into on/off and 3-pt control relay contact output.

Input signal	2 x 0..10 Vdc
Output signal	<ul style="list-style-type: none"> • relay K1 and K2 SPST contact 240V 0,2 A supplying 3-pt control of first analogue input • relay K3 SPDT contact 240V 2 A, supplying on/off control of second analogue input
Mounting	DIN rail
Power supply	24 Vacdc; 5 VA

Type
MCD3

Voltage level switch



For conversion of an analogue output signal from a controller into an on/off output signal.

Input signal	0..10 Vdc
Output signal	relay contact SPDT 250V, 4 A; relay on with input voltage > 3 V, relay off with input voltage < 2,5 V
Manual operation functions	override switch with auto-off-on position
LED functions	yellow LED showing relay status
Mounting	DIN rail
Power supply	24 Vacdc; 1 VA

Type
MCE1

Conversion module 24Vdc/relay



For conversion of an 24 Vdc signal from a digital output of a controller into an on/off output signal.

Input signal	0 or 24 Vdc
Output signal	relay contact SPDT 250 V, 6 A; relay on with 24 V, off with 0 V input signal
Manual operation functions	override switch with auto-off-on position
LED functions	yellow LED showing relay status
Mounting	DIN rail
Power supply	24 Vacdc; 0,5 VA

Type
MCE2

7

Electrical Signal modules

Conversion module 0..10Vdc - relay, 3 channel



Three channel signal converter module.
For a signal change from 0..10Vdc (from external controller) into an on/off relay contact output.

Input signal	3x 0..10 Vdc
Output signal	<ul style="list-style-type: none">• relay K1/K2 SPDT contact 240 V, 2 A• relay K3 SPST contact 240 V, 2 A
Mounting	DIN rail
Power supply	24 Vacdc; 1 VA

Type
MCE3

Manual positioning module



Manual positioning module for analogue output signals to manually adjust damper and valve actuators or to provide a fixed position.

Input signal	0..10 Vdc
Output signal	0..10 Vdc from input or from potentiometer (max. 1 mA)
Manual operation functions	potentiometer to adjust output signal 0..10Vdc; switch with auto/manual position
LED functions	red LED, intensity shows output level
Mounting	DIN rail
Power supply	24 Vacdc; 0.4 VA
Additional description	Potential free contact for feedback of manual override.

Type
MCP1

Humidistats
Dew point switch

8-2
8-3



Humidistats

Air duct humidistat



Line voltage immersion humidistat for air ducts or industrial areas.

Switch function/capacity	SPDT 230 Vac, 15 A
R.H. setpoint range	35 ... 100 %rh
R.H. hysteresis switching point	4 %rh
Ambient temperature	-30 ... 60 °C
R.H. sensing element	plastic tissue
(De) Humidification application	D + H
Mounting place	air duct

Type
HGK3

Room and air duct humidistats (H)



The H6045A1002 single-stage duct hygrostat and the H6120A1000 single-stage room hygrostat are designed for monitoring relative humidity in air conditioning systems and climatic chambers and for controlling air humidifiers and dehumidifiers in indoor swimming pool buildings. Further applications include air humidity regulation in food storage premises, the textile and paper industries, printing works, the optical and chemical industries, greenhouses, hospitals and wherever relative air humidity levels need to be measured, controlled and monitored.

R.H. setpoint range	35 ... 100 %rh
(De) Humidification application	D + H
Additional description	Maximum air flow speed for ducts: 8 m/s.

Room humidistat H6120

R.H. hysteresis switching point %rh	Ambient temperature °C	Mounting place	Immersion depth mm	Switch function/capacity	Protection class	Type
4	0 ... 60	internal wall	-	SPDT 230Vac/5A (0,2A)	IP30	H6120A1000

Duct humidistat H6045

R.H. hysteresis switching point %rh	Ambient temperature °C	Mounting place	Immersion depth mm	Switch function/capacity	Protection class	Type
5	-10 ... 65	air duct	222	SPDT 250Vac/15A (8A)	IP65	H6045A1002



Dew point switch

Dew-point switch



This early-warning dew-point switch is designed for use in monitoring cooling water pipes or chilled surfaces in order to determine if temperatures are approaching the dewpoint. It is suitable for mounting on flat and round surfaces. The switch measures the relative humidity prevailing directly at the chilled surface and can thus be used to:

- regulating cooling performance
- switching cooling systems ON and OFF
- signalling if the temperature is approaching the dew-point

Status indication with LED, showing condensation danger
Switching point at 90 %rh, hysteresis 5 %rh

Ambient temperature	0 ... 50 °C
Protection class	IP40
Mounting	wall, duct or pipe (max. 50 mm)
Power supply	24 Vac/dc; 0.3 VA
Switch function/capacity	potential free changeover contact; max. 24 Vac/dc, 1 A
Wiring connection	5-pole push-in terminals, max. 1,5mm ²

Type
HSS-DPS

Pressure switches
Pressure sensors

9-2
9-11



Pressure switches

Electronic Differential Pressure Switches for gas and liquid (Smart DCM DIFF)



Electronic Differential Pressure Switches are microprocessor-controlled pressure measurement devices for a differential pressure range of 0 ... 20 bar. They are suitable for an extremely wide range of applications, including the precision recording, monitoring and control of system pressure. They come complete with an angled M12X1 plug and are mounted directly to the pipe via two G1/4" internal thread connections.

Features:

- Open-collector
- Configurable as min./max./window monitor
- LCD graphical display (Human-Machine-Interface models, only) can be swiveled for better readability; display can be rotated in 90° steps by software for better readability; HMI can be freely swiveled 310°
- Self-monitoring electronics
- Adjustable drop-in/drop-out delay

Media temp.	-20 ... 80 °C
Protection class	IP65
Ambient temperature	-20 ... 70 °C

Pressure Switch HMI

Pressure range bar	Max. pressure bar	Type
0 ... 0.1	0.9	PSHDM1002
0 ... 0.3	0.9	PSHDM3002
0 ... 1	3	PSHDB0012
0 ... 3	9	PSHDB0032
0 ... 6	21	PSHDB0062
0 ... 20	60	PSHDB0202

Pressure switch for liquid, gas (DCM)



For overpressure monitoring of non-aggressive liquids and gaseous media.

Kind of pressure	overpressure, relative
Pressure connection	internal thread G1/4, external thread G1/2
Electrical connection	Plug DIN EN 175301
Protection class	IP54
Housing material	rugged housing of seawater resistant aluminium die casting GD Al Si 12.
Media temp.	-25 ... 70 °C
Media temp. limit	temperatures up to 85 °C are allowable for short periods. Higher temperatures are possible, provided that the limit is safeguarded by suitable measures (e.g. water tube trap, see Accessories for Pressure Switches / Transmitters)
Ambient temperature	-25 ... 70 °C
Ambient temp. limit	at temperatures below 0 °C, ensure that no water condensation can arise in the sensor and in the switching device
Switch function/capacity	SPDT Microswitch 250 Vac; capacity 5 A inductive, 8 A resistive

Pressure switches

Optional functions

add the type numbers below to the listed type numbers for extra functionality as described

- **-301**: terminal connection housing, IP65
- **-307**: two microswitches, switching in parallel or in succession, fixed switching interval, terminal connection case, IP65
- **-217**: two microswitches, 1 plug, switching in succession, adjustable switching interval
- **-213**: gold-plated contacts, switching capacity: max. 24 Vdc, 100 mA, min. 5 Vdc, 2 mA. And others not available with adjustable switching difference.
- **-351**: protection class IP65 and switching housing with surface protection (chemical version)
- **-513**: gold-plated contacts, switching differential permanent, IP65, switching capacity: max. 24 Vdc, 100 mA, min. 5 Vdc, 2 mA; suitable isolating switching amplifier necessary, degree of protection Ex-i

Certificates

SIL 2 according IEC 61508-2

Fixed pressure hysteresis

Pressure adjustment range bar	Adjustable switching differential bar	Switching differential bar	Max. pressure bar	Sensing element material	Type
0.04 ... 0.25	-	0.03	6	Copper + Brass	DCM025
0.1 ... 0.6	-	0.04	6	Copper + Brass	DCM06
0.2 ... 1.6	-	0.04	6	Copper + Brass	DCM1
0.2 ... 2.5	-	0.1	16	1.4104 + 1.4571	DCM3
0.5 ... 6	-	0.15	16	1.4104 + 1.4571	DCM6
0.5 ... 6	-	0.25	25	1.4104 + 1.4571	DCM625
1 ... 10	-	0.3	25	1.4104 + 1.4571	DCM10
3 ... 16	-	0.5	25	1.4104 + 1.4571	DCM16
4 ... 25	-	1	60	1.4104 + 1.4571	DCM25
8 ... 40	-	1.3	60	1.4104 + 1.4571	DCM40
16 ... 63	-	2	130	1.4104 + 1.4571	DCM63
40 ... 75	-	2	130	1.4104 + 1.4571	DCM63-406
0.04 ... 0.25	-	0.03	6	1.4104 + 1.4571	DNM025

Adjustable pressure hysteresis

Pressure adjustment range bar	Adjustable switching differential bar	Switching differential bar	Max. pressure bar	Sensing element material	Type
0.04 ... 0.25	0.03 ... 0.4	-	6	Copper + Brass	DCMV025
0.1 ... 0.6	0.04 ... 0.5	-	6	Copper + Brass	DCMV06
0.2 ... 1.6	0.07 ... 0.55	-	6	Copper + Brass	DCMV1
0.2 ... 2.5	0.15 ... 1.5	-	16	1.4104 + 1.4571	DCMV3
0.5 ... 6	0.25 ... 2	-	16	1.4104 + 1.4571	DCMV6
1 ... 10	0.5 ... 2.8	-	25	1.4104 + 1.4571	DCMV10
3 ... 16	0.7 ... 3.5	-	25	1.4104 + 1.4571	DCMV16
4 ... 25	1.3 ... 6	-	60	1.4104 + 1.4571	DCMV25
8 ... 40	2.6 ... 6.6	-	60	1.4104 + 1.4571	DCMV40
16 ... 63	3 ... 10	-	130	1.4104 + 1.4571	DCMV63

Syphon for high temperature, steel, U-shape (for more accessories, see Accessories for Pressure Switches / Transmitters)

U430B

Pressure switches

Differential pressure switch for liquid, gas (DDCM)



For flow monitoring and differential pressure control of steam, gas, hot/cold water and automatic checking of filter plant.

Kind of pressure	differential pressure, relative
Pressure connection	internal thread G1/4
Electrical connection	Plug DIN EN 175301
Protection class	IP54
Housing material	rugged housing of seawater resistant aluminium die casting GD Al Si 12
Media temp.	-25 ... 70 °C
Media temp. limit	temperatures up to 85 °C are allowable for short periods. Higher temperatures are possible, provided that the limit is safeguarded by suitable measures (e.g. water tube trap, see Accessories for Pressure Switches / Transmitters)
Ambient temperature	-25 ... 70 °C
Ambient temp. limit	at temperatures below 0 °C, ensure that no water condensation can arise in the sensor and in the switching device
Switch function/capacity	SPDT Microswitch; capacity 5 A inductive, 8 A resistive
Optional functions	add the type numbers below to the listed type numbers for extra functionality as described <ul style="list-style-type: none"> • -301: terminal connection housing, IP65 • -205: maximum limiter with reclosing lock-out, interlocking with increasing pressure • -206: Minimum limiter with reclosing lock-out, interlocking with falling pressure • -307: two microswitches, switching in parallel or in succession, fixed switching interval, terminal connection case, IP65 (with the exception of DDCM252, 662, 1602, 6002) • -217: two microswitches, 1 plug, switching in succession, adjustable switching interval (with the exception of DDCM252, 662, 1602, 6002) • -213: gold-plated contacts, switching capacity: max. 24 Vdc, 100 mA, min. 5 Vdc, 2 mA. And others not available with adjustable switching difference. • -351: protection class IP65 and switching housing with surface protection (chemical version) • -513: gold-plated contacts, switching differential permanent, IP65, switching capacity: max. 24 Vdc, 100 mA, min. 5 Vdc, 2 mA; suitable isolating switching amplifier necessary, degree of protection Ex-i

Certificates SIL2 according IEC 61508-2

Pressure adjustment range bar	Switching differential bar	Max. pressure bar	Sensing element material	Type
0.004 ... 0.025	0.002	0.5	Perbunan + Aluminium	DDCM252
0.01 ... 0.06	0.015	1.5	Perbunan + Aluminium	DDCM662
0.02 ... 0.16	0.02	3	Perbunan + Aluminium	DDCM1602
0.1 ... 0.6	0.035	3	Perbunan + Aluminium	DDCM6002
-0.1 ... 0.4	0.15	15	1.4305 + 1.4571	DDCM014
0.2 ... 1.6	0.13	15	1.4305 + 1.4571	DDCM1
1 ... 4	0.2	25	1.4305 + 1.4571	DDCM4
0.5 ... 6	0.2	15	1.4305 + 1.4571	DDCM6
3 ... 16	0.6	25	1.4305 + 1.4571	DDCM16

Syphon for high temperature, steel, U-shape (for more accessories, see Accessories for Pressure Switches / Transmitters) **U430B**

Pressure switches

Differential pressure switch for air (DPS)



Filter monitor or flow switch for air, non-combustible, non aggressive gases in air conditioning and ventilating installations.

Kind of pressure	overpressure, relative
Pressure connection	plastic connection piece for 5 mm (internal) hose
Electrical connection	AMP connector 6,3x0,8 (DIN 46244) or screw terminals
Protection class	IP54
Sensing element material	ABS + Silicon
Media temp.	-20 ... 85 °C
Ambient temperature	-20 ... 85 °C
Switch function/capacity	SPDT switch 240 Vac; 1,5 A (0.4)A
Certificates	CE0085AR0013 according EC Gas Appliance Directive EU/2009/142/EG and DIN EN 1854
Max. pressure	10 kPa
Additional description	Accessories supplied with pressure switch: 2 m silicon hose, 2 connection pieces with mounting screws, 2 self tapping screws for mounting on housing, 3 screw terminals for electrical connection.

Pressure adjustment range Pa	Switching differential mbar	Type
20 ... 200	0.1	DPS200
40 ... 400	0.2	DPS400
50 ... 500	0.2	DPS500
200 ... 1000	1	DPS1000
500 ... 2500	1.5	DPS2500

Accessories

Duct Kit, including 2m silicone-hose and 2 joining pipes DPSJ with screws	DPSK
L-shaped bracket for installation turned by 90°, e.g. in the ceiling area	DPSL

Pressure switches

Pressure monitor for hot water, steam, gas, fuel (DWR)



TÜV



For overpressure monitoring of steam, hot water, burnable gases, liquid fuels.

Kind of pressure	overpressure, relative
Pressure connection	internal thread G1/4, external thread G1/2
Electrical connection	Plug DIN EN 175301
Protection class	IP54
Housing material	rugged housing of seawater resistant aluminium die casting GD Al Si 12
Sensing element material	1.4104 + 1.4571
Media temp.	-25 ... 70 °C
Media temp. limit	temperatures up to 85 °C are allowable for short periods. Higher temperatures are possible, provided that the limit is safeguarded by suitable measures (e.g. water tube trap, see Accessories for Pressure Switches / Transmitters)
Ambient temperature	-25 ... 70 °C
Ambient temp. limit	at temperatures below 0 °C, ensure that no water condensation can arise in the sensor and in the switching device
Switch function/capacity	SPDT Microswitch 250 Vac; capacity 5 A inductive, 8 A resistive
Mechanical lock/reset	with special function possible
Optional functions	add the type numbers below to the listed type numbers for extra functionality as described <ul style="list-style-type: none">• -213: gold-plated contacts, switching capacity: max. 24 Vdc, 100 mA, min. 5 Vdc, 2 mA. And others not available with adjustable switching difference.• -301: terminal connection housing, IP65• -513: Gold-plated contacts, single-pole switch-over. Switching differential permanent. IP65. Switching capacity: max. 24 Vdc, 100 mA, min. 5 Vdc, 2 mA, suitable isolating switching amplifier necessary, degree of protection Ex-i
Certificates	<ul style="list-style-type: none">• TUEV.DWFS (SDBFS).12-281 according VdTUEV Memorandum Pressure 100, DIN EN 12952-11 and DIN EN 12953-9• ID 0000035004 according DIN EN 764-7 and DIN EN 13611• CE-0085CL0343 according to DIN EN 1854• 01 202 931-B-11-0003 according Directive PED 2014/68/EU• SIL2 according IEC 61508-2

Pressure switches

Fixed pressure hysteresis

Pressure adjustment range bar	Adjustable switching differential bar	Switching differential bar	Max. pressure bar	Type
0.1 ... 0.6	-	0.04	6	DWR06
0.2 ... 1.6	-	0.06	6	DWR1
0.2 ... 2.5	-	0.1	16	DWR3
0.5 ... 6	-	0.2	16	DWR6
0.5 ... 6	-	0.25	25	DWR625
3 ... 16	-	0.5	25	DWR16
4 ... 25	-	1	63	DWR25
8 ... 40	-	1.3	63	DWR40

Adjustable pressure hysteresis

Pressure adjustment range bar	Adjustable switching differential bar	Switching differential bar	Max. pressure bar	Type
0.1 ... 0.6	0.08 ... 0.5	-	6	DWR06-203
0.2 ... 1.6	0.15 ... 0.6	-	6	DWR1-203
0.2 ... 2.5	0.17 ... 1.2	-	16	DWR3-203
0.5 ... 6	0.3 ... 1.4	-	16	DWR6-203
0.5 ... 6	0.4 ... 2.5	-	25	DWR625-203
3 ... 16	0.75 ... 3.15	-	25	DWR16-203
4 ... 25	1.3 ... 6	-	63	DWR25-203
8 ... 40	2.3 ... 6.6	-	63	DWR40-203

Syphon for high temperature, steel, U-shape (for more accessories, see Accessories for Pressure Switches / Transmitters)

U430B

Pressure switches

Maximum pressure limiter for hot water, steam, fuel, gas (DWR-B)



TÜV



For maximum-pressure detection of steam, hot water, burnable gases, liquid fuels.

Kind of pressure	overpressure, relative
Pressure connection	internal thread G1/4, external thread G1/2
Electrical connection	Plug DIN EN 175301
Protection class	IP54
Housing material	rugged housing of seawater resistant aluminium die casting GD Al Si 12
Sensing element material	1.4104 + 1.4571
Media temp.	-25 ... 70 °C
Media temp. limit	temperatures up to 85 °C are allowable for short periods. Higher temperatures are possible, provided that the limit is safeguarded by suitable measures (e.g. water tube trap, see Accessories for Pressure Switches / Transmitters)
Ambient temperature	-25 ... 70 °C
Ambient temp. limit	at temperatures below 0 °C, ensure that no water condensation can arise in the sensor and in the switching device
Switch function/capacity	SPDT Microswitch 250 Vac; capacity 5 A inductive, 8 A resistive
Certificates	<ul style="list-style-type: none"> • TUEV-DWFS (SDBFS).12-281 according VdTUEV Memorandum Pressure 100, DIN EN 12952-11:2007 and DIN EN 12953-9 • ID 0000035004 according DIN EN 764-7 and DIN EN 13611 • ID 0000020756 according VdTUEV Memorandum Pressure 100, DIN EN12952-11 and DIN EN12953-9 • CE-0085CL0343 according DIN EN 1854 • 01 202 931-B-11-0003 according to Directive PED 2014/68/EU • SIL2 according IEC61508-2
Pressure interlock/Reset	maximum press./button

Pressure adjustment range bar	Max. pressure bar	Type
0.1 ... 0.6	6	DWR06-205
0.2 ... 1.6	6	DWR1-205
0.2 ... 2.5	16	DWR3-205
0.5 ... 6	16	DWR6-205
0.5 ... 6	25	DWR625-205
3 ... 16	25	DWR16-205
4 ... 25	63	DWR25-205
8 ... 40	63	DWR40-205

Syphon for high temperature, steel, U-shape, for more accessories, see Accessories for Pressure Switches / Transmitters) **U430B**

Pressure switches

Minimum pressure limiter for hot water, steam, fuel, gas (DWR-B)



TÜV



For minimum-pressure detection of steam, hot water, burnable gases, liquid fuels.

Kind of pressure	overpressure, relative
Pressure connection	internal thread G1/4, external thread G1/2
Electrical connection	Plug DIN EN 175301
Protection class	IP54
Housing material	rugged housing of seawater resistant aluminium die casting GD Al Si 12
Sensing element material	1.4104 + 1.4571
Media temp.	-25 ... 70 °C
Media temp. limit	temperatures up to 85 °C are allowable for short periods. Higher temperatures are possible, provided that the limit is safeguarded by suitable measures (e.g. water tube trap, see Accessories for Pressure Switches / Transmitters)
Ambient temperature	-25 ... 70 °C
Ambient temp. limit	at temperatures below 0 °C, ensure that no water condensation can arise in the sensor and in the switching device
Switch function/capacity	SPDT Microswitch 250 Vac; capacity 5 A inductive, 8 A resistive
Certificates	<ul style="list-style-type: none"> • TUEV.DWFS (SDBFS).12-281 according VdTUEV Memorandum Pressure 100, DIN EN 12952-11 and DIN EN 12953-9 • ID 0000035004 according DIN EN 767-7 and DIN EN 13611 • ID 000007042 according VdTUEV Memorandum Pressure 100, DIN EN12952-11 and DIN EN 12953-9 • CE-0085CL0343 according DIN EN 1854 • 01 202 931-B-11-0003 according to directive PED 2014/68/EU • SIL2 according IEC 61508-2
Pressure interlock/Reset	minimum press./button

Pressure adjustment range bar	Max. pressure bar	Type
0.1 ... 0.6	6	DWR06-206
0.2 ... 1.6	6	DWR1-206
0.2 ... 2.5	16	DWR3-206
0.5 ... 6	16	DWR6-206
0.5 ... 6	25	DWR625-206
3 ... 16	25	DWR16-206
4 ... 25	63	DWR25-206
8 ... 40	63	DWR40-206

Syphon for high temperature, steel, U-shape, for more accessories, see Accessories for Pressure Switches / Transmitters)	U430B
--	--------------

9

Pressure switches

Maximum pressure limiter of 'special construction' (SDB)



TÜV



Maximum pressure limiter with selfmonitoring sensor and internal relcock
For steam and hot water.

Kind of pressure	overpressure, relative
Pressure connection	internal thread G1/4, external thread G1/2
Electrical connection	Plug DIN EN 175301
Protection class	IP54
Housing material	rugged housing of seawater resistant aluminium die casting GD Al Si 12.
Sensing element material	1.4104 + 1.4571
Media temp.	-20 ... 70 °C
Media temp. limit	temperatures up to 85 °C are allowable for short periods. Higher temperatures are possible, provided that the limit is safeguarded by suitable measures (e.g. water tube trap, see Accessories for Pressure Switches / Transmitters)
Ambient temperature	-20 ... 70 °C
Ambient temp. limit	at temperatures below 0 °C, ensure that no water condensation can arise in the sensor and in the switching device
Switch function/capacity	SPDT Microswitch 250 Vac; capacity 5 A inductive, 8 A resistive
Certificates	<ul style="list-style-type: none"> • TUEV-SDB-11-134 according VdTUEV Memorandum Pressure 100, Issue 07.2006, DIN EN 12952-11, Issue 09.2007 and DIN EN 12953-9, Issue 09.2007 • 01 202 931-B-11-0001 according to Directive 97/23/EC • SIL2 according IEC 61508
Pressure interlock/Reset	maximum press./button

Pressure adjustment range bar	Switching differential bar	Max. pressure bar	Type
0.2 ... 1.6	0.12	5	SDBAM1
0.4 ... 2.5	0.15	5	SDBAM2.5
1.2 ... 6	0.4	10	SDBAM6
1.2 ... 6	0.6	20	SDBAM625
3 ... 16	0.8	20	SDBAM16
6 ... 32	3	45	SDBAM32

Syphon for high temperature, steel, U-shape (for more accessories, see Accessories for Pressure Switches / Transmitters)	U430B
--	--------------

Pressure sensors

Electronic Pressure switch for gas and liquid (Smart DCM)



Electronic Pressure Switches are microprocessor-controlled pressure measurement devices for relative pressures of -1 to +1 bar and 0 to 40 bar. They are suitable for an extremely wide range of applications, including the precision recording, monitoring, and control of system pressure.

Features:

- Open-collector
- Configurable as min./max/window monitor
- Adjustable drop-in/drop-out delay
- Hysteresis defined by set-point and reset-point
- Baclit LCD graphical display (Human-Machine-Interface models, only) can be swiveled for better readability; display can be rotated in 90° steps by software

Media temp. -20 ... 80 °C

Sensing element material 1.4571

Protection class IP65

Ambient temperature -20 ... 70 °C

Pressure Switch HMI

Pressure range bar	Max. pressure bar	Type
-1 ... 1	4	PSHRV1011
0 ... 1	4	PSHRB0011
0 ... 4	8	PSHRB0041
0 ... 10	20	PSHRB0101
0 ... 16	32	PSHRB0161
0 ... 25	50	PSHRB0251
0 ... 40	80	PSHRB0401

Pressure sensors

Electronic Pressure transmitter for gas and liquid (Smart SN)



Electronic Pressure Transmitters are microprocessor-controlled pressure measurement devices for relative pressures of -1 to +1 bar and 0 to 40 bar. They are suitable for an extremely wide range of applications, including the precision recording and monitoring of system pressure.

Features:

- Configurable as 0/2...10V or 0/4...20 mA (3-wire)
- Adjustable attenuation filter
- LCD graphical display (Human-Machine-Interface models, only) can be swiveled for better readability; display can be rotated in 90° steps by software

Media temp. -20 ... 80 °C

Sensing element material 1.4571

Certificates All 2-wire versions are SIL2 approved according IEC 61508



Pressure Transmitter without HMI (2-wire, 4-20 mA)

Pressure range bar	Max. pressure bar	Protection class	Ambient temperature °C	Type
-1 ... 1	4	IP67	-20 ... 80	PTSRV1011A2
0 ... 1	4	IP67	-20 ... 80	PTSRB0011A2
0 ... 4	8	IP67	-20 ... 80	PTSRB0041A2
0 ... 10	20	IP67	-20 ... 80	PTSRB0101A2
0 ... 16	32	IP67	-20 ... 80	PTSRB0161A2
0 ... 25	50	IP67	-20 ... 80	PTSRB0251A2
0 ... 40	80	IP67	-20 ... 80	PTSRB0401A2

Pressure Transmitter without HMI (3-wire, 0-10V)

Pressure range bar	Max. pressure bar	Protection class	Ambient temperature °C	Type
-1 ... 1	4	IP67	-20 ... 80	PTSRV1011V3
0 ... 1	4	IP67	-20 ... 80	PTSRB0011V3
0 ... 4	8	IP67	-20 ... 80	PTSRB0041V3
0 ... 10	20	IP67	-20 ... 80	PTSRB0101V3
0 ... 16	32	IP67	-20 ... 80	PTSRB0161V3
0 ... 25	50	IP67	-20 ... 80	PTSRB0251V3
0 ... 40	80	IP67	-20 ... 80	PTSRB0401V3

Pressure Transmitter without HMI (3-wire, 4...20mA)

Pressure range bar	Max. pressure bar	Protection class	Ambient temperature °C	Type
-1 ... 1	4	IP67	-20 ... 80	PTSRV1011A3
0 ... 1	4	IP67	-20 ... 80	PTSRB0011A3
0 ... 4	8	IP67	-20 ... 80	PTSRB0041A3
0 ... 10	20	IP67	-20 ... 80	PTSRB0101A3
0 ... 16	32	IP67	-20 ... 80	PTSRB0161A3
0 ... 25	50	IP67	-20 ... 80	PTSRB0251A3
0 ... 40	80	IP67	-20 ... 80	PTSRB0401A3



Pressure sensors



Pressure Transmitter with HMI (2-wire, 4-20 mA)

Pressure range bar	Max. pressure bar	Protection class	Ambient temperature °C	Type
-1 ... 1	4	IP65	-20 ... 70	PTHRV1011A2
0 ... 1	4	IP65	-20 ... 70	PTHRB0011A2
0 ... 4	8	IP65	-20 ... 70	PTHRB0041A2
0 ... 10	20	IP65	-20 ... 70	PTHRB0101A2
0 ... 16	32	IP65	-20 ... 70	PTHRB0161A2
0 ... 25	50	IP65	-20 ... 70	PTHRB0251A2
0 ... 40	80	IP65	-20 ... 70	PTHRB0401A2



Pressure Transmitter with HMI (3-wire, 0-10 V)

Pressure range bar	Max. pressure bar	Protection class	Ambient temperature °C	Type
-1 ... 1	4	IP65	-20 ... 70	PTHRV1011V3
0 ... 1	4	IP65	-20 ... 70	PTHRB0011V3
0 ... 4	8	IP65	-20 ... 70	PTHRB0041V3
0 ... 10	20	IP65	-20 ... 70	PTHRB0101V3
0 ... 16	32	IP65	-20 ... 70	PTHRB0161V3
0 ... 25	50	IP65	-20 ... 70	PTHRB0251V3
0 ... 40	80	IP65	-20 ... 70	PTHRB0401V3

Pressure sensors

Electronic Differential Pressure transmitter for gas and liquid (Smart SN DIFF)



Electronic Differential Pressure Transmitters are microprocessor-controlled pressure measurement devices for a differential pressure range of 0 ... 20 bar. They are suitable for an extremely wide range of applications, including the precision recording and monitoring of system pressure. They come complete with an angled M12X1 plug and are mounted directly to the pipe via two G1/4" internal thread connections.

Features:

- Configurable as 0/2...10V or 0/4...20 mA (3-wire)
- Adjustable attenuation filter
- LCD graphical display (Human-Machine-Interface models, only) can be swiveled for better readability; display can be rotated in 90° steps by software for better readability; HMI can be freely swiveled 310°
- Self-monitoring electronics
- Power supply 24 VAC/DC (3-wire models)
- Power supply 18-35 V DC (2-wire models)

Media temp. -20 ... 80 °C

Pressure Transmitter with HMI (2-wire)

Pressure range bar	Max. pressure bar	Protection class	Ambient temperature °C	Type
0 ... 0.1	0.9	IP65	-20 ... 70	PTHDM1002A2
0 ... 0.3	0.9	IP65	-20 ... 70	PTHDM3002A2
0 ... 1	3	IP65	-20 ... 70	PTHDB0012A2
0 ... 3	9	IP65	-20 ... 70	PTHDB0032A2
0 ... 6	21	IP65	-20 ... 70	PTHDB0062A2
0 ... 20	60	IP65	-20 ... 70	PTHDB0202A2

Pressure Transmitter without HMI (3-wire)

Pressure range bar	Max. pressure bar	Protection class	Ambient temperature °C	Type
0 ... 0.1	0.9	IP67	-20 ... 80	PTSDM1002V3
0 ... 0.3	0.9	IP67	-20 ... 80	PTSDM3002V3
0 ... 1	3	IP67	-20 ... 80	PTSDB0012V3
0 ... 3	9	IP67	-20 ... 80	PTSDB0032V3
0 ... 6	21	IP67	-20 ... 80	PTSDB0062V3
0 ... 20	60	IP67	-20 ... 80	PTSDB0202V3

Pressure Transmitter with HMI (3-wire)

Pressure range bar	Max. pressure bar	Protection class	Ambient temperature °C	Type
0 ... 0.1	0.9	IP65	-20 ... 70	PTHDM1002V3
0 ... 0.3	0.9	IP65	-20 ... 70	PTHDM3002V3
0 ... 1	3	IP65	-20 ... 70	PTHDB0012V3
0 ... 3	9	IP65	-20 ... 70	PTHDB0032V3
0 ... 6	21	IP65	-20 ... 70	PTHDB0062V3
0 ... 20	60	IP65	-20 ... 70	PTHDB0202V3



Pressure sensors

Electronic Pressure switch for liquid, high viscosity/roiled liquid (SmartPress)



Electronic Pressure switch, with LCD display for the field of plant construction, fluidics, process technology, and pneumatics, as well as in the monitoring and control of pumps and compressors. Models available with the following output types:

- all models: switch output open collector; 14..36 Vdc, 250 mA and relay output with gold plated SPDT contact

Protection class	IP65
Housing material	Polybutylene terephthalate (PBT)
Sensing element material	1.4571 + 1.4435
Media temp.	-20 ... 100 °C
Media temp. limit	Higher temperatures are possible, provided that the limit is safeguarded by suitable measures (e.g. water tube trap)
Ambient temperature	-20 ... 60 °C
Switch function/capacity	All models with relay contact output, 1 x SPDT, material silver gold plated. Capacity resistive: 24 Vdc, 60 mA / 230 Vac, 6,5 mA. With bigger loads, the gold layer will disappear, the capacity with the silver contacts is: 230 Vac 3(1) A.

Additional description

- **Applicable parameter settings:**
 - switching Set / Reset points
 - filters
 - analog output range
 - electrical drag indicator
- **Applicable configurations:**
 - Max-Min, Window monitor
 - Analog output signal
 - Pressure unit
 - Simulation mode
- **Plugs have to be ordered separately !**

Switch + Transmitter + Relay output

Pressure range bar	Max. pressure bar	Kind of pressure	Type
-1 ... 1	6	vacuum, relative	PSTV01RG34F-R
0 ... 0.25	1	overpressure, relative	PSTM250RG34F-R
0 ... 0.4	2	overpressure, relative	PSTM400RG34F-R
0 ... 0.6	2	overpressure, relative	PSTM600RG34F-R
0 ... 1	6	overpressure, relative	PST001RG34F-R
0 ... 1.6	6	overpressure, relative	PST002RG34F-R
0 ... 4	12	overpressure, relative	PST004RG34F-R
0 ... 10	30	overpressure, relative	PST010RG34F-R
0 ... 25	75	overpressure, relative	PST025RG34F-R
0 ... 2	6	absolute	PST002AG34F-R
0 ... 10	30	absolute	PST010AG34F-R

Accessories / Connectors for plug 1 + 2 (OC and analog outputs) / Plug 3 (relay outputs ST4) / Syphons

5-prong M12 plug connector, angled version	ST12-5-A
4-prong M12 plug connector, angled version	ST12-4-A
4-prong M12 plug connector, straight version with 2 m cable	ST12-4-GK
4-prong M12 plug connector, angled version with 2 m cable	ST12-4-AK
Plug protection cap, IP65	STA12
Syphons for high temperature, steel, U-shape. For more accessories, see Accessories for Pressure Switches / Transmitters)	U430B

Pressure sensors

Electronic Pressure switch for gas, low viscosity liquid (SmartPress)



Electronic Pressure switch, with LED display for the field of plant construction, fluidics, process technology, and pneumatics, as well as in the monitoring and control of pumps and compressors. Models available with the following output types:

- all models: switch output open collector; 14..36 Vdc, 250 mA and relay output with gold plated SPDT contact

Protection class	IP65
Housing material	Polybutylene terephthalate (PBT)
Media temp.	-20 ... 100 °C
Media temp. limit	Higher temperatures are possible, provided that the limit is safeguarded by suitable measures (e.g. water tube trap)
Ambient temperature	-20 ... 60 °C
Switch function/capacity	All models with relay contact output, 1 x SPDT, material silver gold plated. Capacity resistive: 24 Vdc, 60 mA / 230 Vac, 6,5 mA. With bigger loads, the gold layer will disappear, the capacity with the silver contacts is: 230 Vac 3(1) A.
Output signal	0..10Vdc / 4..20 mA + switch + relay
Sensing element material	1.4571 + 1.4542
Additional description	<p>Applicable parameter settings:</p> <ul style="list-style-type: none"> • switching Set / Reset points • filters • analog output range • electrical drag indicator <p>Applicable configurations:</p> <ul style="list-style-type: none"> • Max-Min, Window monitor • Analog output-signal • Pressure unit • Simulation mode • Plugs have to be ordered separately !

Switch + Transmitter + Relay output

Pressure range bar	Max. pressure bar	Kind of pressure	Type
-1 ... 1	6	vacuum, relative	PSTV01RG12S-R
0 ... 0.25	1	overpressure, relative	PSTM250RG12S-R
0 ... 0.4	2	overpressure, relative	PSTM400RG12S-R
0 ... 0.6	2	overpressure, relative	PSTM600RG12S-R
0 ... 1	6	overpressure, relative	PST001RG12S-R
0 ... 1.6	6	overpressure, relative	PST002RG12S-R
0 ... 4	12	overpressure, relative	PST004RG12S-R
0 ... 10	30	overpressure, relative	PST010RG12S-R
0 ... 25	75	overpressure, relative	PST025RG12S-R
0 ... 60	180	overpressure, relative	PST060RG12S-R
0 ... 100	300	overpressure, relative	PST100RG12S-R
0 ... 250	500	overpressure, relative	PST250RG12S-R
0 ... 600	1000	overpressure, relative	PST600RG12S-R
0 ... 2	6	absolute	PST002AG12S-R
0 ... 10	30	absolute	PST010AG12S-R

Pressure sensors

Accessories / Connectors for plug 1 + 2 (OC and analog outputs) / Plug 3 (relay outputs ST4) / Syphons

5-prong M12 plug connector, angled version	ST12-5-A
4-prong M12 plug connector, angle version	ST12-4-A
4-prong M12 plug connector, straight version with 2 m cable	ST12-4-GK
4-prong M12 plug connector, angled version with 2 m cable	ST12-4-AK
Plug protection cap, IP65	STA12
Syphons for high temperature, steel, U-shape. for more accessories, see Accessories for Pressure Switches / Transmitters	U430B

Differential Pressure Transmitter for gas and liquid (DT)



The DT Differential Pressure Transmitters are suitable for measuring differential pressures in liquid and gaseous media. They operate according to the piezo-resistive measuring principle. The measurement cell is welded into a seal-less stainless steel measurement chamber.

Typical areas of application include:

- Compressors
- Refrigeration and HVAC/R

Electrical connection	Plug DIN EN 175301
Media temp.	-15 ... 100 °C
Protection class	IP65
Pressure connection	2 x G1/8"

2-wire-system, output signal 4-20 mA, Power Supply: 10-30VDC

Pressure range bar	Max. pressure bar	Type
0 ... 0.6	5	DTI06
0 ... 1	5	DTI1
0 ... 2.5	10	DTI2
0 ... 4	30	DTI4
0 ... 6	30	DTI6
0 ... 10	30	DTI10

3-wire-system, output signal 0-10 V, Power Supply: 24VAC/DC +/-10%



Pressure range bar	Max. pressure bar	Type
0 ... 0.6	5	DTU06
0 ... 1	5	DTU1
0 ... 2.5	10	DTU2
0 ... 4	30	DTU4
0 ... 6	30	DTU6
0 ... 10	30	DTU10

Pressure sensors

Pressure Transmitter for gas and liquid (PT)



The PT-Pressure Transmitters are suitable for measuring the relative pressures in liquid and gaseous media. The parameter "pressure" is converted into an analog voltage signal. Typical areas of application include:

- Compressors
- Refrigeration and HVAC/R
- Variable-frequency drives

Electrical connection	Plug DIN EN 175301
Media temp.	-30 ... 125 °C
Protection class	IP65
Pressure connection	G1/2"

2-wire-system, output signal 4-20 mA, Power Supply: 10-30VDC

Pressure range bar	Max. pressure bar	Type
0 ... 4	12	PTI4
0 ... 6	18	PTI6
0 ... 10	30	PTI10
0 ... 16	48	PTI16
0 ... 25	75	PTI25
0 ... 40	120	PTI40

3-wire-system, output signal 0-10 V, Power Supply: 24VAC/DC +/-10%



Pressure range bar	Max. pressure bar	Type
0 ... 4	12	PTU4
0 ... 6	18	PTU6
0 ... 10	30	PTU10
0 ... 16	48	PTU16

Pressure sensors

Differential pressure transmitter for air (DPTA)



Differential pressure transmitter for air-conditioning/ventilation. For filter-, fluid-, level monitoring, fan-, blower-, valve-, flap-, air flow control, and environmental protection.

Kind of pressure	differential pressure, relative
Pressure connection	6mm hose pipe
Electrical connection	M20x1,5
Protection class	IP54
Housing material	ABS and POM
Sensing method	piezoresistive
Sensing element material	ABS + POM
Media temp.	0 ... 50 °C
Medium	gaseous
Ambient temperature	0 ... 50 °C
Output signal	0-10 V and 4-20 mA
Additional description	<ul style="list-style-type: none"> • Automatic zeroing for all ranges • 3-wire connection • Duct Kit DPSK included in delivery of single package

8-range models; range selectable by rotary switch

	Pressure range Pa	Display	Type
Selectable ...	-50/+50, -10/+100, -250/+250, -500/+500, -1000/+1000, 0-250, 0-500, 0-1000	no	DPTAQ8
Selectable ...	-50/+50, -10/+100, -250/+250, -500/+500, -1000/+1000, 0-250, 0-500, 0-1000	yes	DPTAQ8D

Single range models



	Pressure range Pa	Display	Type
	-25 ... 25	no	DPTA25S
	-25 ... 25	yes	DPTA25SD
	0 ... 25	no	DPTA25
	0 ... 25	yes	DPTA25D

Accessories

Duct Kit, including 2m silicone-hose and 2 joining pipes DPSJ with screws	DPSK
Mounting brackets L-shaped	DPSL

Pressure sensors

Differential pressure transmitter for air (DPTE)



Differential pressure transmitter for air-conditioning/ventilation. Air-conditioning and ventilation systems, Building automation, Environmental protection, Fan and ventilation control, Valve and shutter control, Filter and fan monitoring

Kind of pressure	differential pressure, relative
Pressure connection	6mm hose pipe
Electrical connection	M20x1,5
Protection class	IP54
Housing material	ABS and POM
Sensing method	piezoresistive
Sensing element material	ABS + POM
Media temp.	0 ... 50 °C
Medium	gaseous
Ambient temperature	0 ... 50 °C
Additional description	Duct Kit DPSK included in delivery of single package. <ul style="list-style-type: none"> • Adjustable by jumper to the next higher pressure range. • Factory settings: see column "pressure range". Full scale pressure range see data sheet

3-wire models, selectable 0 - 10 V/4 - 20 mA, analog output, supply voltage 18...30 Vac/dc, 50/60 Hz

Pressure range Pa	Max. pressure kPa	Type
-50 ... 50	20	DPTE50S
-100 ... 100	20	DPTE100S
-500 ... 500	20	DPTE500S
-1000 ... 1000	20	DPTE1000S
0 ... 100/250	20	DPTE100
0 ... 250/500	20	DPTE250
0 ... 500/1000	20	DPTE500
0 ... 1000/2500	40	DPTE1000
0 ... 5000/10000	60	DPTE5000

Pressure sensors

3-wire models, selectable 0 - 10 V / 4 - 20 mA analog output, supply voltage 18...30 Vac/dc, 50/60 Hz; WITH LED Display

Pressure range Pa	Max. pressure kPa	Type
-50 ... 50	20	DPTE50SD
-100 ... 100	20	DPTE100SD
-500 ... 500	20	DPTE500SD
-1000 ... 1000	20	DPTE1000SD
0 ... 100/250	20	DPTE100D
0 ... 250/500	20	DPTE250D
0 ... 500/1000	20	DPTE500D
0 ... 1000/2500	40	DPTE1000D
0 ... 5000/10000	60	DPTE5000D

2-wire models, analog output 4 - 20 mA, supply voltage 16 ... 32 Vdc

Pressure range Pa	Max. pressure kPa	Type
-50 ... 50	20	DPTE52S
-100 ... 100	20	DPTE102S
0 ... 100/250	20	DPTE102
0 ... 250/500	20	DPTE252
0 ... 500/1000	20	DPTE502
0 ... 1000/2500	40	DPTE1002
0 ... 5000/10000	60	DPTE5002

Accessories

Duct Kit, including 2m silicone-hose and 2 joining pipes DPSJ with screws	DPSK
Mounting brackets L-shaped	DPSL

Thermostats

Page

Frost thermostats

10-2

Safety thermostats

10-3

Room thermostats

10-9

Flue gas thermostat

10-10

10

Frost thermostats

Single-stage frost protection thermostat (FT69)



Suitable for use as frost-protection thermostats for the protection of downstream air heaters in ventilation and climate control systems as well as heat exchangers in cooling systems. Can also be used to control electrical heating systems and to switch acoustic or optical alarm signals.

Housing material	Polycarbonate and ABS
Ambient temperature	-20 ... 55 °C
Switch function/capacity	SPDT 24..250 Vac, 15(8)A
Thermostat application	frost protection thermostat
Protection class	IP65

Temperature element	Capillary tube length m	Mechanical lock/reset	Type
capillary with bulb	1.8	manual	FT6960-18
capillary	3	manual	FT6960-30
capillary	6	manual	FT6960-60
capillary with bulb	1.8	automatic	FT6961-18
capillary	3	automatic	FT6961-30
capillary	6	automatic	FT6961-60

Two-Stage Frost protection thermostat (FTSE)



Frost protection thermostats are installed on the air side for the purpose of protecting air conditioning units, heat exchangers, radiators, and similar installations against damages due to frost or freezing. With the FTSE Electronic Frost Protection Thermostat, Honeywell FEMA has expanded its line of electromechanical products with an electronic device.

Ambient temperature	15 ... 15 °C
Switch function/capacity	SPDT 250 Vac Microswitch / 8A
Additional description	<ul style="list-style-type: none"> • Protection Class: IP42 • Setting Range: 1 ... 10 Degrees C • Electrical Connection: Terminals with tension clamp • Power Supply: 24 V AC, +10/-20% • Analog Input: 0-10V • Analog Output: 0-10V • Temperature Output: 0-10V @ 0-10 degrees C

Capillary tube length m	Type
2	FTSE20
6	FTSE60

Safety thermostats

Safety strap-on thermostat (temperature limiter) for floor heating applications (STB) including 2m capillary (tube)



The STB Series of universal strap-on thermostats are designed for floor heating applications. They are suitable for use as strap-on, wall-mounted, or (with optional immersion well) immersion thermostat.

Devices of the STB Series likewise measure temperature. If the sensor temperature exceeds the set value, a snap-action switch opens, interrupting the electrical circuit, and remains open until reset manually. (Also, if the sensor temperature drops to below approx. - 20 degrees C, the snap-action switch opens, but closes again automatically after the temperature rises again.) To manually reset the device, the sensor temperature must drop by more than approx. 10 K.

Electrical connection	M20x1,5
Protection class	IP54
Housing material	PA, ABS, PMMA
Ambient temperature	0 ... 80 °C
Switch function/capacity	max: 230Vac, 12 (2,5) A / min: 24 Vac/dc, 100 mA
Mechanical lock/reset	manual reset
Setpoint device	knob
Certificates	CE, UL, PED, DIN EN 14597
Thermostat application	strap-on thermostat
Differential fixed	10 K

Temp. setpoint range °C	Type
20 ... 80	STB2080
70 ... 130	STB70130

Accessories

Immersion Well, G1/2	STG12-100
----------------------	-----------

Safety limiting thermostat, with hand reset (STB1)



Sealing pipe thermostat with well.

Protection class	IP54
Housing material	Aluminium diecasting with plastic cover
Ambient temperature	0 ... 80 °C
Switch function/capacity	SPST 230 Vac, 10 A
Mechanical lock/reset	mechanical lock, with hand reset on outside of thermostat
Immersion depth	150 mm
Certificates	TUEV-approval STB895
Thermostat application	immersion tube thermostat
Thermostat functions	temp. setting inside, reset outside
Temp. setpoint range	60 ... 130 °C
Mounting place	in pipe
Immersion well material	red brass, nickel plated
Immersion well thread	R1/2"
Max. perm. temp. at sensor	150 °C

Type
STB1

Accessories

Steel well R1/2" x 150 mm	T4NST
---------------------------	-------

Safety thermostats

Safety strap-on thermostat for floor heating applications (STW) including 2m capillary (tube)



The STW Series of universal strap-on thermostats are designed for floor heating applications. They are suitable for use as strap-on, wall-mounted, or (with optional immersion well) immersion thermostat.

Devices of the STW Series measure temperature. If the sensor temperature exceeds the set value, a snap-action switch opens, interrupting the electrical circuit. As soon as the sensor temperature drops by more than 10 K, the snap-action switch again closes automatically. (Also, if the sensor temperature drops to below approx. 20 degrees C, the snap-action switch opens, but closes again automatically after the temperature rises again.)

Electrical connection	M20x1,5
Protection class	IP54
Housing material	PA, ABS, PMMA
Ambient temperature	0 ... 80 °C
Switch function/capacity	max: 230 Vac, 12 (2,5) A min: 24 Vac/dc, 100 mA
Mechanical lock/reset	automatic reset
Setpoint device	knob
Certificates	CE, UL, PED, DIN EN 14597
Thermostat application	strap-on thermostat
Differential fixed	10 K

Temp. setpoint range °C	Type
20 ... 80	STW2080
70 ... 130	STW70130

Accessories

Immersion well, G1/2, 100 mm	STG12-100
------------------------------	------------------

Safety thermostats

Safety limiting thermostat, hand reset, large range (STW1)



Sealing pipe thermostat with well.

Protection class	IP54
Housing material	Aluminium diecasting with plastic cover
Ambient temperature	0 ... 80 °C
Switch function/capacity	SPDT 230 Vac, 10 A
Mechanical lock/reset	no mechanical lock
Certificates	TUEV-approval STW(STB)894 S
Thermostat application	immersion tube thermostat
Thermostat functions	temp. setting inside, reset inside
Temp. setpoint range	20 ... 150 °C
Mounting place	in pipe
Immersion depth	150 mm
Immersion well material	red brass, nickel plated
Immersion well thread	R1/2"
Max. perm. temp. at sensor	175 °C
Additional description	Fixed switching differential approx. 4% of setpoint value.

Type
STW1

Accessories

Steel well R1/2" x 150 mm	T4NST
---------------------------	--------------

Safety thermostats

Safety limiting thermostat with setpoint knob, shut-off (STBTR)



Sealing pipe thermostat with well.
For safety temperature control, and in addition high temperature shut-off functionality.

Protection class	IP54
Housing material	Aluminium diecasting with plastic cover
Ambient temperature	0 ... 80 °C
Switch function/capacity	safety control switch SPDT 230 Vac, 10 A; shut-off temperature switch SPST 230 Vac, 10 A
Mechanical lock/reset	shut-off mechanical lock, with hand reset on outside of thermostat
Immersion depth	150 mm
Certificates	TUEV-approval TR/STB 900
Thermostat application	immersion tube therm. + controller
Thermostat functions	temp. setting inside + outside, reset outside
Temp. setpoint range	30 ... 110 °C
Mounting place	in pipe
Immersion well material	red brass, nickel plated
Immersion well thread	R1/2"
Max. perm. temp. at sensor	130 °C
Additional description	Safety control switching differential approx. 4% of setpoint value. Shut-off temperature: 30..110 °C adjustable.

	Type
	STB+TR
Accessories	
Steel well R1/2" x 150 mm	T5NST

Safety thermostats

Safety limiting thermostat with setpoint knob, shut-off, automatic reset (STWTR)



Sealing pipe thermostat with well.
For safety temperature control, and in addition high temperature shut-off functionality.

Protection class	IP54
Housing material	Aluminium diecasting with plastic cover
Ambient temperature	0 ... 80 °C
Switch function/capacity	safety control switch SPDT 230 Vac, 10 A; shut-off temperature switch SPST 230 Vac, 10 A
Mechanical lock/reset	shut-off mechanical lock, automatic reset
Immersion depth	150 mm
Certificates	TUEV-approval TR/STW(STB)899 S
Thermostat application	immersion tube therm. + controller
Thermostat functions	temp. setting inside + outside, reset inside
Temp. setpoint range	20 ... 150 °C
Mounting place	in pipe
Immersion well material	red brass, nickel plated
Immersion well thread	R1/2"
Max. perm. temp. at sensor	175 °C
Additional description	Safety control switching differential approx. 4% of setpoint value. Shut-off temperature: 20..150 °C adjustable.

Type
STW+TR

Accessories

Steel well R1/2" x 150 mm	T5NST
---------------------------	--------------

Safety thermostats

Safety limiting thermostat, with shut-off (STBTW)



Sealing pipe thermostat with well.
For safety temperature control, and in addition high temperature shut-off functionality.

Protection class	IP54
Housing material	Aluminium diecasting with plastic cover
Ambient temperature	0 ... 80 °C
Switch function/capacity	safety control switch SPDT 230 Vac, 10 A; shut-off temperature switch SPST 230 Vac, 10 A
Mechanical lock/reset	shut-off mechanical lock, with hand reset on outside of thermostat
Immersion depth	150 mm
Certificates	TUEV-approval TW/STB 904
Thermostat application	immersion tube therm. + monitor
Thermostat functions	temp. setting inside, reset outside
Temp. setpoint range	30 ... 110 °C
Mounting place	in pipe
Immersion well material	red brass, nickel plated
Immersion well thread	R1/2"
Max. perm. temp. at sensor	130 °C
Additional description	Safety control switching differential approx. 3..4% of setpoint value. Shut-off temperature: 30..110 °C adjustable.

Type
STB+TW

Accessories

Steel well R1/2" x 150 mm	T5NST
---------------------------	--------------

Room thermostats

Room thermostat, industrial, 1/2 stages (T6120)



Line voltage thermostat for control of heating-, cooling-, and ventilation systems in industrial areas.

Housing material	glass fibre reinforced ABS
Setpoint device	knob
Thermostat application	room thermostat
Differential fixed	1 K
Additional description	T6120B is dual stage, with 2..10 K difference between the stages.

Temp. setpoint range °C	Switch function/capacity	Protection class	Type
0 ... 60	SPDT 250Vac 10A(1,5A)	IP54	T6120A1005
-30 ... 30	SPDT 250Vac 15A(8A)	IP65	T6120B1003

Room thermostat for industrial premises (TRM)



Room thermostats are suitable for industrial plant, for greenhouses, cowsheds and warehouses, also for monitoring the maximum temperature in switchgear cabinets and relay stations. Line voltage thermostat for control of heating-, cooling-, and ventilation systems in industrial areas.

Electrical connection	Plug DIN EN 175301
Protection class	IP54
Housing material	die cast metal GD Al Si 12 to DIN 1725
Ambient temperature	-15 ... 70 °C
Switch function/capacity	SPDT 250 Vac, 8(5) A
Optional functions	add the type numbers below to the listed type numbers for extra functionality as described <ul style="list-style-type: none"> • -213: gold plated contacts, switching capacity: max. 24 Vdc, 100 mA, min. 5 Vdc, 2 mA. And others not available with adjustable switching difference. • -301: terminal connection housing, IP65 • -351: protection class IP65 and switching housing with surface protection (chemical version) • -513: gold-plated contacts, IP65, capacity: max. 24 Vdc, 100 mA, min. 5 Vdc, 2 mA, degree of protection Ex-i
Certificates	SIL 2 according IEC 61508-2
Thermostat application	room thermostat, industrial
Additional description	Including mounting bracket typenumber H1.

Fixed switching difference

Temp. setpoint range °C	Differential fixed K	Differential setting range K	Max. perm. temp. at sensor °C	Type
-20 ... 20	1	-	70	TRM022
0 ... 40	1	-	70	TRM40
10 ... 50	1	-	70	TRM150

Adjustable switching difference

Temp. setpoint range °C	Differential fixed K	Differential setting range K	Max. perm. temp. at sensor °C	Type
0 ... 40	-	3 ... 10	70	TRMV40
10 ... 50	-	3 ... 10	70	TRMV150

Accessories

Sealing	P2
Heat conducting compound	WLP1

Flue gas thermostat

Flue gas thermostat



Flue gas thermostat for safety control of solid fuel boilers (in combination with oil boilers).

Switch function/capacity	SPDT 10A/250Vac
Setpoint device	inside
Mounting place	flue gas vent
Temp. setpoint range	20 ... 400 °C
Differential setting range	10 ... 18 °C

Type
RG240

Heat and Flow meters
Electrical Energy meters

11-2
11-6



Heat and Flow meters

EW773 Series Ultrasonic Hydronic Meters DN15-100



Static compact hydronic meter with electronic measurement based on the ultrasonic principle, consisting of electronic energy calculator, ultrasonic flowmeter and temperature sensors. Metering of hydronic heating and/or cooling energy in hydronic systems based on volume, supply and return temperature.

Features

- Improved power efficiency
- High long term stability, tested and verified by independent AGFW test
- Insensitive to dirt
- Versatile power supply
- Optionally with integrated RF, Open Metering Standard, 868MHz
- Individual remote reading (AMR) with add on plug & play modules

Measuring process

ultrasonic

Display functions

LCD, 8-digit

Power source

- Standard: 3.6V A-cell lithium battery (11 year lifetime)
- Optional: 3.6V D-cell lithium battery (16 year lifetime), 230Vac or 24Vac mains unit

Approvals

- Approval for ultrasonic meter with dynamic range of 1:250 (qi:qp) in class 2
- Approved according MID in class 2 and 3 and PTB K 7.2 (cooling)

Dynamic range

1:250

EW7730A Ultrasonic hydronic meter for heating applications

Medium	DN size mm	Nominal flow (qp) m ³ /h	Length mm	Connection	Media temp. °C	Max. operating pressure bar	Interface	Interface type	Type
heating water	15	1.5	110	G 3/4	5 ... 130	16	-	Retrofittable (two slots)	EW7730A1200
heating water	20	1.5	130	G 1	5 ... 130	16	-	Retrofittable (two slots)	EW7730A1400
heating water	20	2.5	130	G 1	5 ... 130	16	-	Retrofittable (two slots)	EW7730A2000
heating water	25	6	260	G 1 1/4	5 ... 150	16	-	Retrofittable (two slots)	EW7730A3600
heating water	32	6	260	Flanges PN25	5 ... 150	25	-	Retrofittable (two slots)	EW7730A4000
heating water	40	10	300	G 2	5 ... 150	16	-	Retrofittable (two slots)	EW7730A4600
heating water	40	10	300	Flanges PN25	5 ... 150	25	-	Retrofittable (two slots)	EW7730A4800
heating water	50	15	270	Flanges PN25	5 ... 150	25	-	Retrofittable (two slots)	EW7730A5200
heating water	65	25	300	Flanges PN25	5 ... 150	25	-	Retrofittable (two slots)	EW7730A6000
heating water	80	40	300	Flanges PN25	5 ... 150	25	-	Retrofittable (two slots)	EW7730A7000
heating water	100	60	360	Flanges PN25	5 ... 150	25	-	Retrofittable (two slots)	EW7730A7800

EW7730M Ultrasonic hydronic meter for heating applications, with M-Bus module

Medium	DN size mm	Nominal flow (qp) m ³ /h	Length mm	Connection	Media temp. °C	Max. operating pressure bar	Interface	Interface type	Type
heating water	15	1.5	110	G 3/4	5 ... 130	16	M-Bus	Retrofittable (factory installed)	EW7730M1200
heating water	20	2.5	130	G 1	5 ... 130	16	M-Bus	Retrofittable (factory installed)	EW7730M2000
heating water	25	6	260	G 1 1/4	5 ... 150	16	M-Bus	Retrofittable (factory installed)	EW7730M3600

Heat and Flow meters

EW7730K Ultrasonic hydronic meter for heating applications; with M-Bus and pulse input modules

Medium	DN size	Nominal flow (qp)	Length	Connection	Media temp.	Max. operating pressure	Interface	Interface type	Type
	mm	m ³ /h	mm		°C	bar			
heating water	15	1.5	110	G 3/4	5 ... 130	16	M-Bus + pulse in	Retrofittable (factory installed)	EW7730K1200

EW7731A Ultrasonic hydronic meter for heating and cooling applications

Medium	DN size	Nominal flow (qp)	Length	Connection	Media temp.	Max. operating pressure	Interface	Interface type	Type
	mm	m ³ /h	mm		°C	bar			
heating or chilled water	15	1.5	110	G 3/4	5 ... 105	16	-	Retrofittable (two slots)	EW7731A1200
heating or chilled water	20	2.5	130	G 1	5 ... 105	16	-	Retrofittable (two slots)	EW7731A2000
heating or chilled water	25	6	260	G 1 1/4	5 ... 105	16	-	Retrofittable (two slots)	EW7731A3600
heating or chilled water	32	6	260	Flanges PN25	5 ... 105	25	-	Retrofittable (two slots)	EW7731A4000
heating or chilled water	40	10	300	G 2	5 ... 105	16	-	Retrofittable (two slots)	EW7731A4600
heating or chilled water	40	10	300	Flanges PN25	5 ... 105	25	-	Retrofittable (two slots)	EW7731A4800
heating or chilled water	50	15	270	Flanges PN25	5 ... 105	25	-	Retrofittable (two slots)	EW7731A5200
heating or chilled water	65	25	300	Flanges PN25	5 ... 105	25	-	Retrofittable (two slots)	EW7731A6000
heating or chilled water	80	40	300	Flanges PN25	5 ... 105	25	-	Retrofittable (two slots)	EW7731A7000
heating or chilled water	100	60	360	Flanges PN25	5 ... 105	25	-	Retrofittable (two slots)	EW7731A7800

EW7731F Ultrasonic hydronic meter for heating and cooling applications; with RF and two pulse inputs

Medium	DN size	Nominal flow (qp)	Length	Connection	Media temp.	Max. operating pressure	Interface	Interface type	Type
	mm	m ³ /h	mm		°C	bar			
heating or chilled water	15	1.5	110	G 3/4	5 ... 105	16	RF	Fixed	EW7731F1200
heating or chilled water	20	2.5	130	G 1	5 ... 105	16	RF	Fixed	EW7731F2000

EW7731M Ultrasonic hydronic meter for heating and cooling applications; with M-Bus module

Medium	DN size	Nominal flow (qp)	Length	Connection	Media temp.	Max. operating pressure	Interface	Interface type	Type
	mm	m ³ /h	mm		°C	bar			
heating or chilled water	15	1.5	110	G 3/4	5 ... 105	16	M-Bus	Retrofittable (factory installed)	EW7731M1200
heating or chilled water	20	2.5	130	G 1	5 ... 105	16	M-Bus	Retrofittable (factory installed)	EW7731M2000
heating or chilled water	25	6	260	G 1 1/4	5 ... 105	16	M-Bus	Retrofittable (factory installed)	EW7731M3600
heating or chilled water	32	6	260	Flanges PN25	5 ... 105	25	M-Bus	Retrofittable (factory installed)	EW7731M4000
heating or chilled water	40	10	300	Flanges PN25	5 ... 105	25	M-Bus	Retrofittable (factory installed)	EW7731M4800
heating or chilled water	50	15	270	Flanges PN25	5 ... 105	25	M-Bus	Retrofittable (factory installed)	EW7731M5200
heating or chilled water	65	25	300	Flanges PN25	5 ... 105	25	M-Bus	Retrofittable (factory installed)	EW7731M6000
heating or chilled water	80	40	300	Flanges PN25	5 ... 105	25	M-Bus	Retrofittable (factory installed)	EW7731M7000
heating or chilled water	100	60	360	Flanges PN25	5 ... 105	25	M-Bus	Retrofittable (factory installed)	EW7731M7800

Heat and Flow meters



Set of two union nuts, sealings and externally threaded brass tailpieces (one pack per meter required)

For DN15, thread 1/2"	EWA1500035
For DN20, thread 3/4"	EWA1500042
For DN25, thread 1"	EWA1500062
For DN25, thread 1 1/2"	EWA1500072

Temperature sensor installation kit (bulk pack of 20pcs)

Brass, max. 130C	EWA3001303
Plastic, max. 90C	EWA3001305

Ball valve with connection for supply temperature probe



DN15, G1/2" internal threads	EWA087HY004
DN20, G3/4" internal threads	EWA087HY005
DN25, G1" internal threads	EWA087HY006

Tailpiece for connection of supply temperature sensor



R1/2" external thread, M10x1 sensor thread	EWA087HY003
G1/4" external thread, M10x1 sensor thread	EWA354830

Brass immersion pockets (MID approved)



35mm, for DN15...32	EWA3002684
52mm, for DN40...65	EWA3002685
85mm, for DN80...125	EWA3004406

Modules



M-Bus communication module (single pack)	EWA3022071
M-Bus communication module (bulk pack of 72pcs)	EWA3023125
Pulse input module with two inputs (single pack)	EWA3022074
Pulse input module with two inputs (bulk pack of 72pcs)	EWA3023130
Combined pulse input/output module	EWA3022075
RS232 interface module with cable	EWA3028129
RS485 interface module	EWA3022101
Analogue 4...20mA module (occupies both slots)	EWA3022106

Power supply

A-cell battery 3.6V DC (11 year lifetime) as replacement for standard battery	EWA3022102
D-cell battery 3.6V DC (16 year lifetime)	EWA3022103
Mains supply unit 230V AC	EWA3022076
Mains supply unit 24V AC	EWA3022079
Replacement backup battery for mains supply units	EWA3022097

Heat and Flow meters

Calculator mounts

Wall mount (single pack)	EWA3007090
Wall mount (bulk pack of 20pcs)	EWA3007091
Angle mount 105	EWA3026160

Bluetooth optohead

For all EW773	EWA3001799
---------------	------------

Calibration certificates

For up to five meters	EWA3003095A
For six to 20 meters	EWA3003095B
For more than 20 meters	EWA3003095C



EW773 Series Kits

Static compact hydronic meter with electronic measurement based on the ultrasonic principle, consisting of electronic energy calculator, ultrasonic flowmeter and temperature sensors. Metering of hydronic heating and/or cooling energy in hydronic systems based on volume, supply and return temperature.



Features

- Kit including meter with suitable pipe fittings as well as sensor fittings or immersion pockets
- Suitable for both heating and chilled water
- With factory installed M-Bus module and one free slot for additional plug and play communications modules

Measuring process

ultrasonic

Display functions

LCD, 8-digit

Power source

Lithium battery with 11 years lifetime

Approvals

MID (for heating)

Medium

heating or chilled water

Dynamic range

1:250

Media temp.

5 ... 105 °C

Max. operating pressure

16 bar

Interface

M-Bus

Interface type

Retrofittable (factory installed)

EW7731M Ultrasonic hydronic meter for heating and cooling applications; with M-Bus module

DN size mm	Nominal flow (qp) m ³ /h	Length mm	Connection	Type
15	1.5	110	G 3/4	EW7731M1200/K1
20	2.5	130	G 1	EW7731M2000/K1
25	6	260	G 1 1/4	EW7731M3600/K1
40	10	300	G 2	EW7731M4600/K1

Electrical Energy meters

Electrical Energy Meters, 1 phase, 32A, LCD, EEM230-D



Electrical energy meter with direct reading of all relevant data, such as energy (total and partial), current and voltage, active and reactive power.

- Single phase energy meter, 230VAC 50 Hz
- Direct measurement up to 32 A
- Accuracy class B according to EN50470-3, accuracy class 1 according to IEC62053-21
- 7-digits display, clear read-out with 6 mm tall figures
- Backlighted LCD
- Metering of total and partial consumed energy
- Resettable value of partial energy
- Display of instantaneous power
- Reactive power available through interface
- Display of voltage
- Display of current
- Clear fault indication

Interface	Certificates	Type
ModBus RTU	-	EEM230-D-MO
ModBus RTU	MID	EEM230-D-MO-MID
M-Bus	-	EEM230-D-M
M-Bus	MID	EEM230-D-M-MID
pulse	-	EEM230-D-P
pulse	MID	EEM230-D-P-MID

20 sealcaps (for 10 energy meters) **EEM230-SEALCAP**

Electrical Energy Meters, 1 phase, 32A, LCD, Economic, EEM230-E



Energy meter with LCD display and integrated S0 interface. The S0 interface is a hardware interface for the transmission of measured values in building automation.

- Single phase energy meter, 230VAC 50 Hz
- Direct measurement up to 32 A
- 7-digit LC-Display
- Lead seal possible with cap as accessory
- Precision class 1 according to IEC62053-21
- S0 output according to IEC62053-31
- Clear fault indication

Interface pulse

Type
EEM230-E-P
20 sealcaps (for 10 energy meters) EEM230-SEALCAP

Electrical Energy meters

Electrical Energy Meters, 3 phases, 65A, 2 Tariff, LCD, EEM400-D



Electrical energy meter with direct reading of all relevant data, such as energy (total and partial), current and voltage for every phase and active and reactive power for every phase and for the three phases.

- 3-phase energy meter, 3 x 230/400 VAC 50 Hz
- Direct measurement up to 65 A
- Accuracy class B according to EN50470-3, accuracy class 1 according to IEC62053-21
- 7-digits display, clear read-out with 6 mm tall figures
- Backlighted LCD
- Metering of total and partial consumed energy, partial resettable
- 2 tariff measuring
- Display of instantaneous power for each phase and all phases
- Display of voltage of each phase
- Display of current
- Reactive power for every and/or all phases available through interface
- Energy value readable without power supply
- Clear fault indication

Interface	Certificates	Type
ModBus RTU	-	EEM400-D-MO
ModBus RTU	MID	EEM400-D-MO-MID
M-Bus	-	EEM400-D-M
M-Bus	MID	EEM400-D-M-MID
pulse	-	EEM400-D-P
pulse	MID	EEM400-D-P-MID
Panel mounting kit for front door of cabinet		PMK-EEM400
20 sealcaps (for 5 energy meters)		EEM400-SEALCAP

Electrical Energy Meters, 3 phases for current transformer 5A, LCD, EEM400C-D



Electrical energy meter with direct reading of all relevant data, such as energy (total and partial), current and voltage for every phase and active and reactive power for every phase and for the three phases.

- 3-phase energy meter, 3 x 230/400 VAC 50 Hz
- Measurement up to 1.500 A over external current transformer
- Accuracy class B according to EN50470-3, accuracy class 1 according to IEC62053-21
- 7-digits display, clear read-out with 6 mm tall figures
- Backlighted LCD
- Metering of total and partial consumed energy, partial resettable
- CT ratio is blocked through a wire bridge
- Display of instantaneous power for each phase and all phases
- Display of voltage of each phase
- Display of current
- Reactive power for every and/or all phases available through interface
- Energy value readable without power supply
- Clear fault indication

Interface	Certificates	Type
ModBus RTU	-	EEM400C-D-MO
ModBus RTU	MID	EEM400C-D-MO-MID
M-Bus	-	EEM400C-D-M
M-Bus	MID	EEM400C-D-M-MID
pulse	-	EEM400C-D-P
pulse	MID	EEM400C-D-P-MID
Panel mounting kit for front door of cabinet		PMK-EEM400
20 sealcaps (for 5 energy meters)		EEM400-SEALCAP

Electrical Energy meters

S0-Pulse counter, 4 inputs, EEM-CONVERT



The S0-Pulse counter with Modbus Interface allows to count pulse from Meters (Electrical, Gas, Water, etc.) with S0-Pulse (without intelligent Interface such Modbus), memorize this and send to the BMS System over one Modbus RTU Interface.

- 230 Vac, 50 Hz power supply
- Up to 99 S0-Modbus Modules on the same bus
- 4 S0 pulse inputs (S01+...S04+) per S0-Modbus Module
- Up to 396 S0 devices on the same Modbus
- The inputs comply with the S0 standard EN62053-31
- Integrated RS-485 termination resistor
- LED for bus activity indication

Interface ModBus RTU

Type
EEM-CONVERT

12

12

Flow monitors

Electronical air flow switch for air (ASL)



Air flow monitor consisting of two parts: the sensor type SLF.. and the belonging evaluation unit type ASL...

For air flow monitoring in air-conditioning systems, ventilation and cooling systems and wherever flow processes in air or neutral gases have to be detected.

Protection class	sensor: IP32
Output signal	evaluation unit: relay SPST 8A, 250Vac, switch point adjustable from 0,1..20 m/s air speed
Additional description	Media temperature at sensor: -20..100 °C.

Sensor

Mounting place	Immersion depth mm	Power supply Vac; VA	Type
air duct	35	-; -	SLF3

Evaluation Unit

Mounting place	Immersion depth mm	Power supply Vac; VA	Type
universal	-	24; 3	ASL453/24
universal	-	230; 3	ASL453



Electronical flow switch for liquid (ASW)



The flow in fluids can be monitored reliably with flow sensors SWF62 and SWF62L and evaluation unit ASW454. The sensitivity can be adjusted accurately with a rough and fine potentiometer. The switching state is indicated by LED. The sensor element must be located in the flow.

Protection class	sensor: IP65; evaluation unit: IP32
Output signal	evaluation unit: relay SPST 8A, 250Vac, switch point adjustable, lowest 0,03 m/s fluid speed
Additional description	For sensor: <ul style="list-style-type: none"> • media temperature 0..80 °C • sensing element steel

Sensor

Power supply Vac; VA	Mounting place	Immersion depth mm	Connection diameter in.	Type
-; -	in pipe	25	G1/4	SWF62
-; -	in pipe	45	G1/2	SWF62L

Evaluation unit

Power supply Vac; VA	Mounting place	Immersion depth mm	Connection diameter in.	Type
230; 3	universal	-	-	ASW454
24; 3	universal	-	-	ASW454/24



Flow monitors

Paddle flow switches for air (S6040)



The flow switches are designed for monitoring flow rates in pipes and ducts employed in HVAC applications. For monitoring flow of non-aggressive gases in air ducts of air conditioning systems and air treatment systems.

Protection class	IP65
Switch function/capacity	SPDT, capacity 250Vac, (8)15 A
Setpoint device	screw
Max. media temperature	85 °C
Setpoint range	2,5..9,2m/s
Max. pressure	0.25 bar

	Type
	S6040A1003
Paddle set	PA1

Paddle flow switches for liquid (S6065)



The flow switches are designed for monitoring flow rates in pipes employed in HVAC applications. For monitoring flow in water, oil, cooling circuits, and lubrication systems.

Protection class	IP65
Switch function/capacity	SPDT, 250Vac, (8)15 A
Setpoint device	screw
Max. media temperature	120 °C
Setpoint range	0,6..165 m ³ /h pipe size dependent

Liquid

Media	Max. pressure bar	Type
liquid non-aggressive	11	S6065A1003
liquid aggressive	30	S6065A2001

Electronic flow switches for liquid, compact version (KSW)



The high reliable compact electronic flow switch is designed for detecting water flow in pipes. As soon as medium flow speed exceeds or falls under a customer adjusted value, the device will switch a electric circuit.

Protection class	IP65
Switch function/capacity	SPDT, capacity 250 Vac, 10(2) A
Immersion depth	20 mm
Media	liquid and air
Setpoint range	0,05..3 m/s
Max. media temperature	80 °C
Max. pressure	30 bar
Additional description	LED's available for indication of power supply and switch status.

Process connection G1/2"

	Power supply Vac; VA	Type
	24; 4	KSW24
	230; 4	KSW230

Flow monitors

Electronic flow switches for air, compact version (KSL)



These compact flow monitors reliably measure air flow in air ducts and detect any falling below a predefined switching point. The sensitivity and hence the switching point can be set very precisely with a potentiometer. The switching state is shown by a yellow LED. The sensor tip must be completely immersed in the medium. Signal evaluation and the switching process take place within the unit itself so that no additional space is required inside the switch cabinet.

Protection class	IP65
Switch function/capacity	SPDT, 250 Vac, 10(2) A
Immersion depth	115 mm
Setpoint range	0,1..30 m/s
Max. media temperature	80 °C
Max. pressure	10 bar
Additional description	LED's available for indication of power supply and switch status.

Process connection PG7 + mounting flange

	Power supply Vac; VA	Type
	24; 10	KSL24
	230; 10	KSL230

13

Phase over lists

OLD TYPES Phase over list, Sensors



The OLD TYPE products are not deliverable anymore. They can be replaced with the products shown in the last column. Take care about small differences! It is the responsibility of the user to ensure that the right product is chosen.

Old catalogs data: products.ecc.emea.honeywell.com/europe-historic-new

OLD TYPES A..Z	Product description	Type
AF20	Outdoor temperature sensor, NTC	AF20-B54
AFF-L	Outdoor temperature sensor LON (new Type needs converter)	AF00-B54
AQS31	CO2 Sensor /temperature sensor (new Type can also be C7110D1009)	C7110C1001A
AQS31-KAM	CO2 Sensor for air duct	AQS71-KAM-T
AQS41	CO2 Sensor /temperature sensor/display	C7110D1009A
AQS51	CO2 Sensor /temperature sensor	C7110C1001A
AQS51-KAM	CO2 Sensor /temperature sensor for air duct	AQS71-KAM-T
AQS61	CO2 Sensor /temperature sensor/display	C7110C1001A
AQS61-KAM	CO2 Sensor /temperature sensor/display for air duct	AQS71-KAM-T
AQS71-KAM	CO2 Sensor for air duct	AQS71-KAM-T
C7068A1007B	Unit temperature sensor	PF20-65-2M
C7068A1007	Unit temperature sensor	PF20-65-2M
C7068A1007-3M	Unit temperature sensor	PF20-65-5M
C7068A1007-5M	Unit temperature sensor	PF20-65-5M
C7068A1007-8M	Unit temperature sensor	PF20-65-5M
C7110A1005	Air quality sensor	C7110A1010
DAF20	Outdoor temperature sensor, NTC	AF20-B54
H600A1022	Room humidistat	H6120A1000
H7012A1009	Room R.H. sensor	H7012A1010
H7012B1007	Room R.H./temperature sensor	H7012B1008
H7012B1023	Room R.H./temperature sensor	H7012B1024
H7015A1006	Air duct R.H.- and temperature/transmitter	LFHV-2B65
H7015B1020	Air duct R.H.- and temperature sensor/transmitter	LFH20-2B65
H7015B1060	Air duct R.H.- and temperature transmitter	LFHV-2B65
H7015B1080	Air duct R.H.- and temperature sensor/transmitter	LFH20-2B65
H7508A1034	Outdoor R.H.- and temperature sensor/transmitter (new Type needs: H7012BALCO500KIT)	H7508B1060
H7508A1042	Outdoor R.H.- and temperature sensor/transmitter	H7508B1080
HGK1	Duct Hygrostat	H6045A1002
HKF1	Air duct humidity sensor	LFHV-2B65
HRF1	Room humidity sensor	H7012A1010
KTF20	Water temperature sensor NTC, cable type	KTF20-65-2M
KTF20AC	Water temperature sensor NTC, cable type	KTF20-65-2M
LF00-1B54	Air duct temperature sensor, Pt1000 (new Type needs: LF-MF)	VF00-1B54NW
LF00-3B54	Air duct temperature sensor, Pt1000 (new Type needs: LF-MF)	VF00-3B54NW
LF10	Air duct temperature sensor, NTC (new Type needs: LF-MF)	VF10-3B54NW
LF10-3B54	Air duct temperature sensor, NTC (new Type needs: LF-MF)	VF10-3B54NW
LF20	Air duct temperature sensor, NTC (new Type needs: LF-MF)	VF20-3B54NW
LF20-3B54	Air duct temperature sensor, NTC (new Type needs: LF-MF)	VF20-3B54NW
LF20-3B65	Air duct temperature sensor, NTC (new Type needs: LF-MF)	VF20-3B65NW
LF20-C	Air duct temperature sensor, NTC	LF20-3P65-5M
LMS31	Air duct, average temperature sensor, PTC	C7085A1006
LQR1	Air quality sensor	C7110A1010
RF20A	Room temperature sensor, NTC	RF20
SWM1/FS1-F	Dew point sensor	HSS-DPS
T6046A1006	Frost protection thermostat	FT6960-18
T6046A1014	Frost protection thermostat	FT6960-30

Phase over lists

OLD TYPES A..Z	Product description	Type
T6950A1000	Frost protection thermostat	FT6960-18
T6950A1018	Frost protection thermostat	FT6960-30
T6950A1026	Frost protection thermostat	FT6960-60
T6951A1009	Frost protection thermostat	FT6961-18
T6951A1017	Frost protection thermostat	FT6961-30
T6951A1025	Frost protection thermostat	FT6961-60
T6960A1008	Frost protection thermostat	FT6960-18
T6960A1016	Frost protection thermostat	FT6960-30
T6960A1024	Frost protection thermostat	FT6960-60
T6961A1007	Frost protection thermostat	FT6961-18
T6961A1015	Frost protection thermostat	FT6961-30
T6961A1023	Frost protection thermostat	FT6961-60
T7411A1001	Air duct temperature sensor, Pt1000 (new Type needs: LF-MF)	VF00-1B54NW
T7411A1019	Air duct temperature sensor, Pt1000 (new Type needs: LF-MF)	VF00-3B54NW
T7411A1027	Air duct temperature sensor, Pt1000 (new Type needs: LF-MF)	VF00-3B54NW
T7411B1009	Air duct temperature sensor, NTC, flexible probe	PF20-65-2M
T7411B1017	Air duct temperature sensor, Pt1000 (new Type needs: LF-MF)	VF00-3B54NW
T7412A1000	Room temperature sensor NTC20k	T7460A1001
T7412A1018	Room temperature sensor Pt1000	T7460A1018
T7413A1009	Water temperature sensor, Pt1000 (new Type needs well)	VF00-1B54NW
T7413A1041	Water temperature sensor, Pt1000	VF00-1B54NW
T7413A1058	Water temperature sensor, Pt1000	VF00-3B54NW
T7413A1066	Water temperature sensor, Pt1000	VF00-1B54NW
T7413A1074	Water temperature sensor, Pt1000	VF00-3B54NW
T7414A1008	Water temperature sensor, Pt1000, strap-on	SF00-B54
T7414C1004	Water temperature sensor, Pt1000, strap-on	SF00-B54
T7414C1012	Water temperature sensor, NTC 20k strap-on	SF20-B54
T7415A1007	Water temperature sensor, Pt1000, cable type	KTF00-65-2M
T7416A1006	Outdoor temperature sensor, Pt1000	AF00-B54
T7416A1014	Outdoor temperature sensor, Pt1000	AF00-B54
T7416A1022	Outdoor temperature sensor, NTC 20k	AF20-B54
T7416A1030	Outdoor temperature sensor, NTC 10k	AF10-B54
T7416C1002	Outdoor, strap-on temperature sensor, Pt1000	SF00-B54
T7416C1010	Outdoor, strap-on temperature sensor, NTC	SF20-B54
VF00-1B54	Water temperature sensor, Pt1000 (new Type needs well)	VF00-1B54NW
VF00-1B65	Water temperature sensor, Pt1000 (new Type needs well)	VF00-1B65NW
VF10A	Water temperature sensor, NTC 10k strap-on	SF10-B54
VF10T	Water temperature sensor, NTC 10k immersion (new Type needs well)	VF10-1B54NW
VF10-1B54T	Water temperature sensor, NTC 10k immersion (new Type needs well)	VF10-1B54NW
VF20A	Water temperature sensor, NTC 20k strap-on	SF20-B54
VF20L	Water temperature sensor, NTC 20k immersion (new Type needs well)	VF20-3B54NW
VF20LN	Water temperature sensor, NTC 20k immersion (new Type needs steel well)	VF20-3B54NW
VF20L-L	Immersion Sensor, LON 300 mm (new Type needs converter + VFL)	VF00-3B54NW
VF20NT	Water temperature sensor, NTC 20k immersion (new Type needs steel well)	VF20-1B54NW
VF20T	Water temperature sensor, NTC 20k immersion (new Type needs well)	VF20-1B54NW
VF20-1B54	Water temperature sensor, NTC 20k immersion (new Type needs well)	VF20-1B54NW
VF20-1B54S	Water temperature sensor, NTC 20k immersion (new Type needs steel well)	VF20-1B54NW
VF20-1B65	Water temperature sensor, NTC 20k immersion (new Type needs well)	VF20-1B65NW
VF20-1B65S	Water temperature sensor, NTC 20k immersion (new Type needs steel well)	VF20-1B65NW
VF20-3B54	Water temperature sensor, NTC 20k immersion (new Type needs well)	VF20-3B54NW
VF20-3B54S	Water temperature sensor, NTC 20k immersion (new Type needs steel well)	VF20-3B54NW
VF20-5B54	Water temperature sensor, NTC 20k immersion (new Type needs well)	VF20-5B54NW

Phase over lists

OLD TYPES Phase over list, Pressure Sensors/Switches



The OLD TYPE products are not deliverable anymore. They can be replaced with the products shown in the last column. Take care about small differences! It is the responsibility of the user to ensure that the right product is chosen.

Old catalogs data: products.ecc.emea.honeywell.com/europe-historic-new

Sensors

OLD TYPES A..Z	Product description	Type
DPT100, DPTM100	Differential pressure sensor for air	DPTE100
DPT1000, DPTM1000	Differential pressure sensor for air	DPTE1000
DPT1000D, DPTM1000D	Differential pressure sensor for air	DPTE1000D
DPT1002, DPTM1002	Differential pressure sensor for air	DPTE1002
DPT100D, DPTM100D	Differential pressure sensor for air	DPTE100D
DPT102, DPTM102	Differential pressure sensor for air	DPTE102
DPT110, DPTM110	Differential pressure sensor for air	DPTE100S
DPT1100, DPTM1100	Differential pressure sensor for air	DPTE1000S
DPT1100D, DPTM1100D	Differential pressure sensor for air	DPTE1000SD
DPT110D, DPTM110D	Differential pressure sensor for air	DPTE100SD
DPT112, DPTM112	Differential pressure sensor for air	DPTE102S
DPT250, DPTM250	Differential pressure sensor for air	DPTE250
DPT250D, DPTM250D	Differential pressure sensor for air	DPTE250D
DPT50, DPTM50	Differential pressure sensor for air	DPTE50S
DPT500, DPTM500	Differential pressure sensor for air	DPTE500
DPT5000, DPTM5000	Differential pressure sensor for air	DPTE5000
DPT5000D, DPTM5000D	Differential pressure sensor for air	DPTE5000D
DPT5002, DPTM5002	Differential pressure sensor for air	DPTE5002
DPT500D, DPTM500D	Differential pressure sensor for air	DPTE500D
DPT502, DPTM502	Differential pressure sensor for air	DPTE502
DPT50D, DPTM50D	Differential pressure sensor for air	DPTE50SD
DPT52, DPTM52	Differential pressure sensor for air	DPTE52S
DPT550, DPTM550	Differential pressure sensor for air	DPTE500S
DPT550D, DPTM550D	Differential pressure sensor for air	DPTE500SD
SK10	Differential pressure sensor 0-1000Pa	DPTE1000
SK10-AK	Differential pressure sensor 0-1000Pa / Display	DPTE1000D
SK20	Differential pressure sensor 0-2000Pa	DPTE1000
SK20-AK	Differential pressure sensor 0-2000Pa / Display	DPTE1000D
SK5	Differential pressure sensor 0-500Pa	DPTE500
SK5-AK	Differential pressure sensor 0-500Pa / Display	DPTE500D
SKV10	Differential pressure sensor +/- 1000Pa	DPTE1000S
SKV10-AK	Differential pressure sensor +/- 1000Pa / Display	DPTE1000SD
SKV5	Differential pressure sensor +/- 500Pa	DPTE500
SKV5-AK	Differential pressure sensor +/- 500Pa / Display	DPTE500D
SL10-2	Differential pressure sensor 0-1000Pa, 2-wire	DPTE502
SL10-3	Differential pressure sensor 0-1000Pa, 3-wire	DPTE500
SL20-3	Differential pressure sensor 0-2000Pa, 3-wire	DPTE1002
SL5-3	Differential pressure sensor 0-500Pa, 3-wire	DPTE250

Phase over lists

Electronic Pressure switch for liquid, LOW viscosity/roiled liquid (SmartPress)

OLD TYPES A..Z	Product description	Type
PSTV01RG12S	Pressure switch vacuum -1..1 bar	PSTV01RG12S-R
PSTM250RG12S	Pressure switch overpressure relative 0..0,25 bar	PSTM250RG12S-R
PSTM400RG12S	Pressure switch overpressure relative 0..04 bar	PSTM400RG12S-R
PSTM600RG12S	Pressure switch overpressure relative 0..0,6 bar	PSTM600RG12S-R
PST001RG12S	Pressure switch overpressure relative 0..1 bar	PST001RG12S-R
PST002RG12S	Pressure switch overpressure relative 0..1,6 bar	PST002RG12S-R
PST004RG12S	Pressure switch overpressure relative 0..4 bar	PST004RG12S-R
PST010RG12S	Pressure switch overpressure relative 0..10 bar	PST010RG12S-R
PST025RG12S	Pressure switch overpressure relative 0..25 bar	PST025RG12S-R
PST060RG12S	Pressure switch overpressure relative 0..60 bar	PST060RG12S-R
PST100RG12S	Pressure switch overpressure relative 0..100 bar	PST100RG12S-R
PST250RG12S	Pressure switch overpressure relative 0..250 bar	PST250RG12S-R
PST600RG12S	Pressure switch overpressure relative 0..600 bar	PST600RG12S-R
PST002AG12S	Pressure switch absolute 0..2 bar	PST002AG12S-R
PST010AG12S	Pressure switch absolute 0..10 bar	PST010AG12S-R

Electronic Pressure switch for liquid, HIGH viscosity/roiled liquid (SmartPress)

OLD TYPES A..Z	Product description	Type
PSTV01RG34F	Pressure switch vacuum -1..1 bar	PSTV01RG34F-R
PSTM250RG34F	Pressure switch overpressure relative 0..0,25 bar	PSTM250RG34F-R
PSTM400RG34F	Pressure switch overpressure relative 0..04 bar	PSTM400RG34F-R
PSTM600RG34F	Pressure switch overpressure relative 0..0,6 bar	PSTM600RG34F-R
PST001RG34F	Pressure switch overpressure relative 0..1 bar	PST001RG34F-R
PST002RG34F	Pressure switch overpressure relative 0..1,6 bar	PST002RG34F-R
PST004RG34F	Pressure switch overpressure relative 0..4 bar	PST004RG34F-R
PST010RG34F	Pressure switch overpressure relative 0..10 bar	PST010RG34F-R
PST025RG34F	Pressure switch overpressure relative 0..25 bar	PST025RG34F-R
PST002AG34F	Pressure switch absolute 0..2 bar	PST002AG34F-R
PST010AG34F	Pressure switch absolute 0..10 bar	PST010AG34F-R

Phase over lists

OLD TYPES Phase over list, Small Actuators



The OLD TYPE products are not deliverable anymore. They can be replaced with the products shown in the last column. Take care about small differences! It is the responsibility of the user to ensure that the right product is chosen.

Old catalogs data: products.ecc.emea.honeywell.com/europe-historic-new

OLD TYPES A..Z	Product description	Type
H200-AO	Thermal actuator, 24V, 4mm, NO	MT4-024-NO
H200-AG	Thermal actuator, 24V, 4mm, NC	MT4-024-NC
M100-AG	Thermal actuator, 24V, 4mm, NC	MT4-024-NC
M100-AGE	Thermal actuator, 24V, 4mm, NC, switch	MT4-024S-NC
M100-AG-L	Thermal actuator, 24V, 4mm, NC, 2,5m cable	MT4-024-NC-2.5M
M100-AGX	Thermal actuator, 24V, 4mm, NC, low current	MT4-024-NC
M100-AO	Thermal actuator, 24V, 4mm, NO	MT4-024-NO
M100-AO-L	Thermal actuator, 24V, 4mm, NO, 2,5m cable	MT4-024-NO-2.5M
M100-AOX	Thermal actuator, 24V, 4mm, NO, low current	MT4-024-NO
M100-BG	Thermal actuator, 230V, 4mm, NC	MT4-230-NC
M100-BGE	Thermal actuator, 230V, 4mm, NC, switch	MT4-230S-NC
M100-BG-L	Thermal actuator, 230V, 4mm, NC, 2,5m cable	MT4-230-NC-2.5M
M100-BO-L	Thermal actuator, 230V, 4mm, NO, 2,5m cable	MT4-230-NO-2.5M
M4450A1009	Thermal actuator, 230V, 8mm, NO, 2,5m cable	MT8-230-NO-2.5M
M452A1006	Thermal actuator, 230V, 8mm, switch	MT8-230S-NC
M452B1005	Thermal actuator, 24V, 8mm, switch	MT8-024S-NC
M5410C4005	Fast motoric actuator 24V, 2,5mm, 90N, 1,5m cable	M5410C1001
M656A1002	Floating actuator 230Vac 2 switches (new Type needs 0903403)	M6410L4029
M656B1001	Floating actuator 24Vac 2 switches (new Type needs 0903403)	M6410C4029
M8001V230	Thermal actuator, 230V, 4mm	MT4-230-NC
M8001V24	Thermal actuator, 24V, 4mm	MT4-024-NC
M8450A1000	Thermal actuator, 24V, 8mm, NO, 2,5m cable	MT8-024-NO-2.5M
ML6425B2015	Floating actuator 24Vac	ML6435B1008
ML6425B2023	Floating actuator 230Vac	ML6435B1016
ML7420A2016	Modulating actuator 24Vac	ML7430E1005
MT010	Thermal actuator, 24V, 3,5mm, 0..10V, 1m (new Type needs M44-MOD-1M)	M4410E1510
MT010-N	Thermal actuator, 24V, 3,5mm, 0..10V, 1m (new Type needs M44-MOD-1M)	M4410E1510
MT010-3M	Thermal actuator, 24V, 3,5mm, 0..10V, 3m (new Type needs M44-MOD-3M)	M4410E1510
MT010-3MN	Thermal actuator, 24V, 3,5mm, 0..10V, 3m (new Type needs M44-MOD-3M)	M4410E1510
MT4-024LC-NC	Thermal actuator, 24V, 4mm, NC	MT4-024-NC
MT4-024LC-NO	Thermal actuator, 24V, 4mm, NO	MT4-024-NO
MT4-230LC-NC	Thermal actuator, 230V, 4mm, NC	MT4-230-NC
MT4-230LC-NO	Thermal actuator, 230V, 4mm, NO	MT4-230-NO
MT8-024LC-NC	Thermal actuator, 24V, 8mm, NC	MT8-024-NC
MT8-024LC-NO	Thermal actuator, 24V, 8mm, NO	MT8-024-NO
MT8-230LC-NC	Thermal actuator, 230V, 8mm, NC	MT8-230-NC
MT8-230LC-NO	Thermal actuator, 230V, 8mm, NO	MT8-230-NO
Z100-AG	Thermal actuator, 24V, 4mm, NC	MT4-024-NC
Z100-AGE	Thermal actuator, 24V, 4mm, NC, switch	MT4-024S-NC
Z100-AO	Thermal actuator, 24V, 4mm, NO	MT4-024-NO
Z100-BG	Thermal actuator, 230V, 4mm, NC	MT4-230-NC
Z100-BGE	Thermal actuator, 230V, 4mm, NC, switch	MT4-230S-NC
Z100-BO	Thermal actuator, 230V, 4mm, NO	MT4-230-NO
Z108-AA	Thermal actuator, 24V, 4mm, NC, switch	MT4-024S-NC
Z108-BA	Thermal actuator, 230V, 4mm, NC, switch	MT4-230S-NC

Phase over lists

OLD TYPES Phase over list, Small Linear Valves

The OLD TYPE products are not deliverable anymore. They can be replaced with the products shown in the last column. Take care about small differences! It is the responsibility of the user to ensure that the right product is chosen.

Old catalogs data: products.ecc.emea.honeywell.com/europe-historic-new



OLD TYPES A..Z	Product description	Type
V5802D1020	2-way control valve PN16 external threaded (new Type + couplings)	V5832A1046
V5802D1038	2-way control valve PN16 external threaded (new Type + couplings)	V5832A1053
V5802D1046	2-way control valve PN16 external threaded (new Type + couplings)	V5832A1061
V5802D1053	2-way control valve PN16 external threaded (new Type + couplings)	V5832B2075
V5802D1079	2-way control valve PN16 external threaded (new Type + couplings)	V5832B2083
V5802D1087	2-way control valve PN16 external threaded (new Type + couplings)	V5832B2091
V5802D1095	2-way control valve PN16 external threaded (new Type + couplings)	V5832B2109
V5802D1103	2-way control valve PN16 external threaded (new Type + couplings)	V5832B2117
V5803D1029	3-way control valve PN16 external threaded (new Type + couplings)	V5833A1029
V5803D1037	3-way control valve PN16 external threaded (new Type + couplings)	V5833A1037
V5803D1045	3-way control valve PN16 external threaded (new Type + couplings)	V5833A1045
V5803D1052	3-way control valve PN16 external threaded (new Type + couplings)	V5833A1052
V5803D1060	3-way control valve PN16 external threaded (new Type + couplings)	V5833A2076
V5803D1078	3-way control valve PN16 external threaded (new Type + couplings)	V5833A2084
V5803D1086	3-way control valve PN16 external threaded (new Type + couplings)	V5833A2092
V5803D1094	3-way control valve PN16 external threaded (new Type + couplings)	V5833A2100
V5803D1102	3-way control valve PN16 external threaded (new Type + couplings)	V5833A2118
V5812A1008	2-way control valve PN16 external threaded (new Type + couplings)	V5832A1004
V5812A1016	2-way control valve PN16 external threaded (new Type + couplings)	V5832A1012
V5812A1024	2-way control valve PN16 external threaded (new Type + couplings)	V5832A1020
V5812A1032	2-way control valve PN16 external threaded (new Type + couplings)	V5832A1038
V5812A1040	2-way control valve PN16 external threaded (new Type + couplings)	V5832A1046
V5812A1057	2-way control valve PN16 external threaded (new Type + couplings)	V5832A1053
V5812A1065	2-way control valve PN16 external threaded (new Type + couplings)	V5832A1061
V5812A1073	2-way control valve PN16 external threaded (new Type + couplings)	V5832A1079
V5813A1007	3-way control valve PN16 external threaded (new Type + couplings)	V5833A1003
V5813A1015	3-way control valve PN16 external threaded (new Type + couplings)	V5833A1011
V5813A1023	3-way control valve PN16 external threaded (new Type + couplings)	V5833A1029
V5813A1031	3-way control valve PN16 external threaded (new Type + couplings)	V5833A1037
V5813A1049	3-way control valve PN16 external threaded (new Type + couplings)	V5833A1045
V5813A1056	3-way control valve PN16 external threaded (new Type + couplings)	V5833A1052
V5813A1064	3-way control valve PN16 external threaded (new Type + couplings)	V5833A1060
V5813C1003	3-way/bypass control valve PN16 external threaded (new Type + couplings)	V5833C1066
V5813C1011	3-way/bypass control valve PN16 external threaded (new Type + couplings)	V5833C1009
V5813C1029	3-way/bypass control valve PN16 external threaded (new Type + couplings)	V5833C1017
V5813C1037	3-way/bypass control valve PN16 external threaded (new Type + couplings)	V5833C1025
V5813C1045	3-way/bypass control valve PN16 external threaded (new Type + couplings)	V5833C1033
V5813C1052	3-way/bypass control valve PN16 external threaded (new Type + couplings)	V5833C1041
V5832B1085	2-way control valve PN16 flat sealing	V5832B2083
V5832B1093	2-way control valve PN16 flat sealing	V5832B2091
V5832B1101	2-way control valve PN16 flat sealing	V5832B2109
V5832B1119	2-way control valve PN16 flat sealing	V5832B2117
V5833A1078	3-way control valve PN16 flat sealing	V5833A2084
V5833A1086	3-way control valve PN16 flat sealing	V5833A2092
V5833A1094	3-way control valve PN16 flat sealing	V5833A2100
V5833A1102	3-way control valve PN16 flat sealing	V5833A2118

Phase over lists

OLD TYPES A..Z	Product description	Type
V5842B2008	2-way PN16 internal threaded valve (new Type + couplings)	V5832B2075
V5842B2016	2-way PN16 internal threaded valve (new Type + couplings)	V5832B2083
V5842B2024	2-way PN16 internal threaded valve (new Type + couplings)	V5832B2091
V5842B2032	2-way PN16 internal threaded valve (new Type + couplings)	V5832B2109
V5842B2040	2-way PN16 internal threaded valve (new Type + couplings)	V5832B2117
V5843A2009	3-way PN16 internal threaded valve (new Type + couplings)	V5833A2076
V5843A2017	3-way PN16 internal threaded valve (new Type + couplings)	V5833A2084
V5843A2025	3-way PN16 internal threaded valve (new Type + couplings)	V5833A2092
V5843A2033	3-way PN16 internal threaded valve (new Type + couplings)	V5833A2100
V5843A2041	3-way PN16 internal threaded valve (new Type + couplings)	V5833A2118
V5872B1003	2- way control valve PN16 external threaded high diff pressure	V5825B1001
V5872B1011	2- way control valve PN16 external threaded high diff pressure	V5825B1019
V5872B1029	2- way control valve PN16 external threaded high diff pressure	V5825B1027
V5872B1037	2- way control valve PN16 external threaded high diff pressure	V5825B1035
V5872B1045	2- way control valve PN16 external threaded high diff pressure	V5825B1043
V5872B1052	2- way control valve PN16 external threaded high diff pressure	V5825B1050
V5872B1060	2- way control valve PN16 external threaded high diff pressure	V5825B1068
V5872B1078	2- way control valve PN16 external threaded high diff pressure	V5825B1076
V5872B1086	2- way control valve PN16 external threaded high diff pressure	V5825B1084

Phase over lists

OLD TYPES Phase over list, Large Actuators



The OLD TYPE products are not deliverable anymore. They can be replaced with the products shown in the last column. Take care about small differences! It is the responsibility of the user to ensure that the right product is chosen.

Old catalogs data: products.ecc.emea.honeywell.com/europe-historic-new

OLD TYPES A..Z	Product description	Type
M234A1016	Actuator 3-pt, rotary	ML6420A3015
M634A1009	Actuator 3-pt, rotary	ML6420A3007
M634B1032	Actuator 3-pt, rotary	ML6420A3015
M644A1065	Actuator 3-pt, rotary	ML6420A3072
M644A1073	Actuator 3-pt, rotary	ML6420A3072
M644G1010	Actuator 3-pt, rotary	ML6420A3007
M644G1028	Actuator 3-pt, rotary	ML6420A3007
M644G1036	Actuator 3-pt, rotary	ML6420A3023
M644G1044	Actuator 3-pt, rotary	ML6420A3023
M645B1004	Actuator 3-pt, rotary Spring return	ML6425A3006
M645C1003	Actuator 3-pt, rotary Spring return	ML6425A3006
M6420A1001-7	Actuator 3-pt, 20 mm	ML6420A3007
M6420A1027-7	Actuator 3-pt, 20 mm	ML6420A3007
M6420A1035-7	Actuator 3-pt, 20 mm	ML6420A3023
M6420A1043-7	Actuator 3-pt, 20 mm (new Type needs 43191680-005)	ML6420A3007
M6420A1050-7	Actuator 3-pt, 20 mm	ML6420A3015
M6421A1000-7	Actuator 114s, 24 V, 20mm, float	ML6421A3005
M6421A1026-7	Actuator 114s, 230 V, 20mm, float	ML6421A3013
M6421B1008-7	Actuator 210s, 24 V, 38mm, float	ML6421B3004
M6421B1024-7	Actuator 210s, 230 V, 38mm, float	ML6421B3012
M6425A1006-7	Actuator 3-pt, 20 mm Spring return	ML6425A3006
M6425A1030-7	Actuator 3-pt, 230 V 20 mm Spring return	ML6425A3014
M6425B1004-7	Actuator 3-pt, 20 mm Spring return	ML6425B3005
M6421A1000	Actuator 114s, 24 V, 20mm, float	ML6421A3005
M6421A1026	Actuator 114s, 230 V, 20mm, float	ML6421A3013
M6421B1008	Actuator 210s, 24 V, 38mm, float	ML6421B3004
M6421B1024	Actuator 210s, 230 V, 38mm, float	ML6421B3012
M744E1002	Actuator 60s, 24 V, rotary, 0/2...10 V for air damper	N20010
M744E1002	Actuator 60s, 24 V, rotary, 0/2...10 V for valve	ML7420A6009
M7420A1009-7	Actuator 60s, 24 V, 20mm, 0/2...10 V	ML7420A6009
M7420A1025-7	Actuator 60s, 24 V, 20mm, 0/2...10 V (new Type needs 43191680-205)	ML7420A6009
M7420A1017-7	Actuator 30s, 24 V, 20mm, 0/2...10V	ML7420A6017
M7421A1008-7	Actuator 114s, 24 V, 20mm, 0/2...10 V	ML7421A3004
M7421A1016	Actuator 114s, 24 V, 20mm, 0/2...10 V rev	ML7421A3004
M7421B1006-7	Actuator 210s, 24 V, 38mm, 0/2...10 V	ML7421B3003
M7421B1014	Actuator 210s, 24 V, 38mm, 0/2...10 V rev	ML7421B3003
M7425A1004-7	Actuator 108s; SR-ext., 24 V, 20mm, 0/2...10V	ML7425A6008
M7425B1002-7	Actuator 108s; SR-ret. 24 V, 20mm, 0/2...10V	ML7425B6007
ML7420A3006	Actuator 60s, 24 V, 20mm, 0/2...10 V	ML7420A6009
ML7420A3014	Actuator 30s, 24 V, 20mm, 0/2...10V	ML7420A6017
ML7420A3048	Actuator 30s, 24 V, 20mm, 0/2...10V	ML7420A6017
ML7420A3071	Actuator 60s, 24 V, 20mm, 0/2...10V	ML7420A6025
ML7425A3005	Actuator 108s; SR-ext., 24 V, 20mm, 0/2...10V	ML7425A6008
ML7425B3004	Actuator 108s; SR-ret. 24 V, 20mm, 0/2...10V	ML7425B6007

Phase over lists

OLD TYPES Phase over list, Large Linear Valves



The OLD TYPE products are not deliverable anymore. They can be replaced with the products shown in the last column. Take care about small differences! It is the responsibility of the user to ensure that the right product is chosen.

Old catalogs data: products.ecc.emea.honeywell.com/europe-historic-new

OLD TYPES A..Z	Product description	Type
V176A5051	2-way control valve PN1.6 flanged	V5016A1010
V176A5053	2-way control valve PN1.6 flanged	V5016A1036
V176A5055	2-way control valve PN1.6 flanged	V5016A1051
V176B5102	2-way control valve PN1.6 flanged	V5016A1069
V176B5104	2-way control valve PN1.6 flanged	V5016A1077
V176B5156	2-way control valve PN1.6 flanged	V5016A1077
V176B5158	2-way control valve PN1.6 flanged	V5016A1085
V176B5257	2-way control valve PN1.6 flanged	V5016A1093
V176B5259	2-way control valve PN1.6 flanged	V5016A1093
V176B5300	2-way control valve PN1.6 flanged	V5016A1101
V176B5302	2-way control valve PN1.6 flanged	V5016A1119
V176B5353	2-way control valve PN1.6 flanged	V5016A1127
V176B5405	2-way control valve PN1.6 flanged	V5016A1135
V176B5457	2-way control valve PN1.6 flanged	V5016A1143
V5011A8002	2-way control valve PN1.6 threaded	V5011R1018
V5011A8010	2-way control valve PN1.6 threaded	V5011R1026
V5011A8028	2-way control valve PN1.6 threaded	V5011R1034
V5011A8036	2-way control valve PN1.6 threaded	V5011R1042
V5011A8044	2-way control valve PN1.6 threaded	V5011R1059
V5011A8051	2-way control valve PN1.6 threaded	V5011R1067
V5011A8069	2-way control valve PN1.6 threaded	V5011R1075
V5011A8077	2-way control valve PN1.6 threaded	V5011R1083
V5011A8093	2-way control valve PN1.6 threaded	V5011R1091
V5011A8143	2-way control valve PN1.6 threaded	V5011R1000
V5011A8150	2-way control valve PN1.6 threaded	V5011R1018
V5011A8168	2-way control valve PN1.6 threaded	V5011R1026
V5011A8176	2-way control valve PN1.6 threaded	V5011R1034
V5011A8184	2-way control valve PN1.6 threaded	V5011R1042
V5011A8192	2-way control valve PN1.6 threaded	V5011R1059
V5011A8200	2-way control valve PN1.6 threaded	V5011R1067
V5011A8218	2-way control valve PN1.6 threaded	V5011R1075
V5011A8226	2-way control valve PN1.6 threaded	V5011R1083
V5011A8234	2-way control valve PN1.6 threaded	V5011R1091
V5013A1245	3-way control valve PN1.6 threaded	V5013R1032
V5013A1252	3-way control valve PN1.6 threaded	V5013R1040
V5013A1260	3-way control valve PN1.6 threaded	V5013R1057
V5013A1278	3-way control valve PN1.6 threaded	V5013R1065
V5013A1286	3-way control valve PN1.6 threaded	V5013R1073
V5013A1294	3-way control valve PN1.6 threaded	V5013R1081
V5013A1302	3-way control valve PN1.6 threaded	V5013R1099
V5013A1310	3-way control valve PN1.6 threaded	V5013R1040
V5013A1328	3-way control valve PN1.6 threaded	V5013R1057
V5013A1336	3-way control valve PN1.6 threaded	V5013R1065
V5013A1344	3-way control valve PN1.6 threaded	V5013R1073
V5013A1351	3-way control valve PN1.6 threaded	V5013R1081
V5013A1369	3-way control valve PN1.6 threaded	V5013R1099

Phase over lists

OLD TYPES A..Z	Product description	Type
V5013A2003	3-way control valve PN16 threaded	V5013R1032
V5013A2011	3-way control valve PN16 threaded	V5013R1040
V5013A2029	3-way control valve PN16 threaded	V5013R1057
V5013A2037	3-way control valve PN16 threaded	V5013R1065
V5013A2045	3-way control valve PN16 threaded	V5013R1073
V5013A2052	3-way control valve PN16 threaded	V5013R1081
V5013A2060	3-way control valve PN16 threaded	V5013R1099
V5013A8000	3-way control valve PN16 threaded	V5013R1032
V5013A8018	3-way control valve PN16 threaded	V5013R1040
V5013A8026	3-way control valve PN16 threaded	V5013R1057
V5013A8034	3-way control valve PN16 threaded	V5013R1065
V5013A8042	3-way control valve PN16 threaded	V5013R1073
V5013A8059	3-way control valve PN16 threaded	V5013R1081
V5013A8067	3-way control valve PN16 threaded	V5013R1099
V5015A1094	3-way control valve PN6 flanged	V5329C1034
V5015A1102	3-way control valve PN6 flanged	V5329C1042
V5015A1110	3-way control valve PN6 flanged	V5329C1059
V5015A1128	3-way control valve PN6 flanged	V5329C1067
V5015A1136	3-way control valve PN6 flanged	V5329C1075
V5015A1144	3-way control valve PN6 flanged	V5329C1083
V5015A1185	3-way control valve PN6 flanged	V5329C1034
V5015A1193	3-way control valve PN6 flanged	V5329C1042
V5015A1201	3-way control valve PN6 flanged	V5329C1059
V5015A1219	3-way control valve PN6 flanged	V5329C1067
V5015A1227	3-way control valve PN6 flanged	V5329C1075
V5015A1235	3-way control valve PN6 flanged	V5329C1083
V5015A1243	3-way control valve PN6 flanged	V5015A1151
V5015A1250	3-way control valve PN6 flanged	V5015A1169
V5015A1268	3-way control valve PN6 flanged	V5015A1177
V5025B1017	2-way control valve PN25 flanged	V5025A1019
V5025B1025	2-way control valve PN25 flanged	V5025A1027
V5025B1033	2-way control valve PN25 flanged	V5025A1035
V5025B1041	2-way control valve PN25 flanged	V5025A1043
V5025B1058	2-way control valve PN25 flanged	V5025A1050
V5025B1066	2-way control valve PN25 flanged	V5025A1068
V5025B1074	2-way control valve PN25 flanged	V5025A1076
V5025B1082	2-way control valve PN25 flanged	V5025A1084
V5025B1090	2-way control valve PN25 flanged	V5025A1092
V5025B1108	2-way control valve PN25 flanged	V5025A1100
V5025B1116	2-way control valve PN25 flanged	V5025A1118
V5025B1124	2-way control valve PN25 flanged	V5025A1126
V5025B1132	2-way control valve PN25 flanged	V5025A1134
V5025B1140	2-way control valve PN25 flanged	V5025A1142
V5025B1157	2-way control valve PN25 flanged	V5025A1159
V5025B1165	2-way control valve PN25 flanged	V5025A1167
V5049A1201	2-way control valve PN16 flanged	V5328A1195
V5049A1219	2-way control valve PN16 flanged	V5328A1203
V5049A1227	2-way control valve PN16 flanged	V5328A1211
V5050A1009	3-way control valve PN16 flanged	V5329A1004
V5050A1017	3-way control valve PN16 flanged	V5329A1012
V5050A1025	3-way control valve PN16 flanged	V5329A1020
V5050A1033	3-way control valve PN16 flanged	V5329A1038
V5050A1041	3-way control valve PN16 flanged	V5329A1046

Phase over lists

OLD TYPES A..Z	Product description	Type
V5050A1058	3-way control valve PN16 flanged	V5329A1053
V5050A1066	3-way control valve PN16 flanged	V5329A1061
V5050A1074	3-way control valve PN16 flanged	V5329A1079
V5050A1082	3-way control valve PN16 flanged	V5329A1087
V5050A1363	3-way control valve PN25/40 flanged	V5050A1124
V5050A1371	3-way control valve PN25/40 flanged	V5050A1132
V5050A1389	3-way control valve PN25/40 flanged	V5050A1140
V5050A1397	3-way control valve PN25/40 flanged	V5050A1157
V5050A1405	3-way control valve PN25/40 flanged	V5050A1165
V5050A1413	3-way control valve PN25/40 flanged	V5050A1173
V5050A1421	3-way control valve PN25/40 flanged	V5050A1181
V5050A1439	3-way control valve PN25/40 flanged	V5050A1199
V5050A1447	3-way control valve PN25/40 flanged	V5050A1207
V5050A1454	3-way control valve PN25/40 flanged	V5050A1215
V5095A1016	2-way control valve PN16 high diff pressure	V5016A1010
V5095A1024	2-way control valve PN16 high diff pressure	V5016A1028
V5095A1032	2-way control valve PN16 high diff pressure	V5016A1036
V5095A1040	2-way control valve PN16 high diff pressure	V5016A1044
V5095A1057	2-way control valve PN16 high diff pressure	V5016A1051
V5095A1065	2-way control valve PN16 high diff pressure	V5016A1069
V5095A1073	2-way control valve PN16 high diff pressure	V5016A1077
V5095A1081	2-way control valve PN16 high diff pressure	V5016A1085
V5095A1099	2-way control valve PN16 high diff pressure	V5016A1093
V5095A1107	2-way control valve PN16 high diff pressure	V5016A1101
V5095A1115	2-way control valve PN16 high diff pressure	V5016A1119
V5095A1123	2-way control valve PN16 high diff pressure	V5016A1119
V5095A1131	2-way control valve PN16 high diff pressure	V5016A1127

OLD TYPES Phase over list, Frequency Inverters



The OLD TYPE products are not deliverable anymore. They can be replaced with the products shown in the last column. Take care about small differences! It is the responsibility of the user to ensure that the right product is chosen.

Old catalogs data: products.ecc.emea.honeywell.com/europe-historic-new

HVAC Frequency Inverters 400V IP21

OLD TYPES A..Z	Product description	Type
HVAC400-1P1-21	Inverter 1.1kW/3.4A; new type with advanced HMI	HVAC400-1P1-21A
HVAC400-1P5-21	Inverter 1.5kW/4.8A; new type with advanced HMI	HVAC400-1P5-21A
HVAC400-2P2-21	Inverter 2.2kW/5.6A; new type with advanced HMI	HVAC400-2P2-21A
HVAC400-3P0-21	Inverter 3kW/8A; new type with advanced HMI	HVAC400-3P0-21A
HVAC400-4P0-21	Inverter 4kW/9.6A; new type with advanced HMI	HVAC400-4P0-21A
HVAC400-5P5-21	Inverter 5.5kW/12A; new type with advanced HMI	HVAC400-5P5-21A
HVAC400-7P5-21	Inverter 7.5kW/16A; new type with advanced HMI	HVAC400-7P5-21A
HVAC400-11P-21	Inverter 11kW/23A; new type with advanced HMI	HVAC400-11P-21A
HVAC400-15P-21	Inverter 15kW/31A; new type with advanced HMI	HVAC400-15P-21A
HVAC400-18P-21	Inverter 18.5kW/38A; new type with advanced HMI	HVAC400-18P-21A
HVAC400-22P-21	Inverter 22kW/46A; new type with advanced HMI	HVAC400-22P-21A
HVAC400-30P-21	Inverter 30kW/61A; new type with advanced HMI	HVAC400-30P-21A
HVAC400-37P-21	Inverter 37kW/72A; new type with advanced HMI	HVAC400-37P-21A
HVAC400-45P-21	Inverter 45kW/87A; new type with advanced HMI	HVAC400-45P-21A

Phase over lists

OLD TYPES A..Z	Product description	Type
HVAC400-55P-21	Inverter 55kW/105A; new type with advanced HMI	HVAC400-55P-21A
HVAC400-75P-21	Inverter 75kW/140A; new type with advanced HMI	HVAC400-75P-21A
HVAC400-90P-21	Inverter 90kW/168A; new type with advanced HMI	HVAC400-90P-21A
HVAC400-110-21	Inverter 110kW/205A; new type with advanced HMI	HVAC400-110-21A
HVAC400-132-21	Inverter 132kW/261A; new type with advanced HMI	HVAC400-132-21A
HVAC400-160-21	Inverter 160kW/310A; new type with advanced HMI	HVAC400-160-21A

HVAC Frequency Inverters 400V IP54

OLD TYPES A..Z	Product description	Type
HVAC400-1P1-54	Inverter 1.1kW/3.4A; new type with advanced HMI	HVAC400-1P1-54A
HVAC400-1P5-54	Inverter 1.5kW/4.8A; new type with advanced HMI	HVAC400-1P5-54A
HVAC400-2P2-54	Inverter 2.2kW/5.6A; new type with advanced HMI	HVAC400-2P2-54A
HVAC400-3P0-54	Inverter 3kW/8A; new type with advanced HMI	HVAC400-3P0-54A
HVAC400-4P0-54	Inverter 4kW/9.6A; new type with advanced HMI	HVAC400-4P0-54A
HVAC400-5P5-54	Inverter 5.5kW/12A; new type with advanced HMI	HVAC400-5P5-54A
HVAC400-7P5-54	Inverter 7.5kW/16A; new type with advanced HMI	HVAC400-7P5-54A
HVAC400-11P-54	Inverter 11kW/23A; new type with advanced HMI	HVAC400-11P-54A
HVAC400-15P-54	Inverter 15kW/31A; new type with advanced HMI	HVAC400-15P-54A
HVAC400-18P-54	Inverter 18.5kW/38A; new type with advanced HMI	HVAC400-18P-54A
HVAC400-22P-54	Inverter 22kW/46A; new type with advanced HMI	HVAC400-22P-54A
HVAC400-30P-54	Inverter 30kW/61A; new type with advanced HMI	HVAC400-30P-54A
HVAC400-37P-54	Inverter 37kW/72A; new type with advanced HMI	HVAC400-37P-54A
HVAC400-45P-54	Inverter 45kW/87A; new type with advanced HMI	HVAC400-45P-54A
HVAC400-55P-54	Inverter 55kW/105A; new type with advanced HMI	HVAC400-55P-54A
HVAC400-75P-54	Inverter 75kW/140A; new type with advanced HMI	HVAC400-75P-54A
HVAC400-90P-54	Inverter 90kW/168A; new type with advanced HMI	HVAC400-90P-54A
HVAC400-110-54	Inverter 110kW/205A; new type with advanced HMI	HVAC400-110-54A
HVAC400-132-54	Inverter 132kW/261A; new type with advanced HMI	HVAC400-132-54A
HVAC400-160-54	Inverter 160kW/310A; new type with advanced HMI	HVAC400-160-54A

SmartDrive Compact IP20

OLD TYPES A..Z	Product description	Type
COMP230-P37-20	Inverter 0,4 kW	HVAC232-P37-20
COMP230-P55-20	Inverter 0,6 kW	HVAC232-P55-20
COMP230-P75-20	Inverter 0,8 kW	HVAC232-P75-20
COMP230-1P1-20	Inverter 1,1 kW	HVAC232-1P1-20
COMP230-1P5-20	Inverter 1,5 kW	HVAC232-1P5-20
COMP230-2P2-20	Inverter 2,2 kW	HVAC232-2P2-20
COMP400-P55-20	Inverter 0,6 kW	HVAC402-P55-20
COMP400-P75-20	Inverter 0,8 kW	HVAC402-P75-20
COMP400-1P1-20	Inverter 1,1 kW	HVAC402-1P1-20
COMP400-1P5-20	Inverter 1,5 kW	HVAC402-1P5-20
COMP400-2P2-20	Inverter 2,2 kW	HVAC402-2P2-20
COMP400-3P0-20	Inverter 3,0 kW	HVAC402-3P0-20
COMP400-4P0-20	Inverter 4,0 kW	HVAC402-4P0-20
COMP400-5P5-20	Inverter 5,5 kW	HVAC402-5P5-20

HVAC Frequency Inverters Accessories

OLD TYPES A..Z	Product description	Type
HVAC-HMI-S	Advanced comm.	HVAC-HMI-A

Phase over lists

OLD TYPES Phase over list, Rotary Valves

The OLD TYPE products are not deliverable anymore. They can be replaced with the products shown in the last column. Take care about small differences! It is the responsibility of the user to ensure that the right product is chosen.

Old catalogs data: products.ecc.emea.honeywell.com/europe-historic-new

OLD TYPES A..Z	Product description	Type
V5431A1025	3-way rotary valve DN15 internal thread	DR15GMLA
V5431A1033	3-way rotary valve DN20 internal thread	DR20GMLA
V5431A1041	3-way rotary valve DN25 internal thread	DR25GMLA
V5431A1058	3-way rotary valve DN32 internal thread	DR32GMLA
V5431A1066	3-way rotary valve DN40 internal thread	DR40GMLA
V5431F1032	3-way rotary valve DN20 flange	DR20GFLA
V5431F1040	3-way rotary valve DN25 flange	DR25GFLA
V5431F1057	3-way rotary valve DN32 flange	DR32GFLA
V5431F1065	3-way rotary valve DN40 flange	DR40GFLA
V5431F1073	3-way rotary valve DN50 flange	DR50GFLA
V5431F1081	3-way rotary valve DN65 flange	DR65GFLA
V5431F1099	3-way rotary valve DN80 flange	DR80GFLA
V5431F1107	3-way rotary valve DN100 flange	DR100GFLA
V5431F1115	3-way rotary valve DN125 flange	DR125GFLA
V5431F1123	3-way rotary valve DN150 flange	DR150GFLA
V5441A1056	4-way rotary valve DN32 internal thread	ZR32MA
V5441A1064	4-way rotary valve DN40 internal thread	ZR40MA
V5441F1055	4-way rotary valve DN32 flange	ZR32FA
V5441F1063	4-way rotary valve DN40 flange	ZR40FA
V5441F1071	4-way rotary valve DN50 flange	ZR50FA
V5441F1089	4-way rotary valve DN65 flange	ZR65FA
V5441F1097	4-way rotary valve DN80 flange	ZR80FA
V5441F1113	4-way rotary valve DN125 flange	ZR125FA
V5441F1121	4-way rotary valve DN150 flange	ZR150FA
V5441F1139	4-way rotary valve DN200 flange	ZR200FA

OLD TYPES Phase over list, Damper Actuators

The OLD TYPE products are not deliverable anymore. They can be replaced with the products shown in the last column. Take care about small differences! It is the responsibility of the user to ensure that the right product is chosen.

Old catalogs data: products.ecc.emea.honeywell.com/europe-historic-new



OLD TYPES A..Z	Product description	Type
BEL-AM230	Damper Actuator 230Vac, 18Nm, 2-pos	N20230
BEL-AM230-2H	Damper Actuator 230Vac, 18Nm, 2-pos	N20230
BEL-AM230-S	Damper Actuator 230Vac, 18Nm, 2-pos, switches	N20230-SW2
BEL-AM230-2-SH	Damper Actuator 230Vac, 18Nm, 2-pos, switches	N20230-SW2
BEL-AM24	Damper Actuator 24Vac, 18Nm, 2-pos	N2024
BEL-AM24H	Damper Actuator 24Vac, 18Nm, 2-pos	N2024
BEL-AM24-S	Damper Actuator 24Vac, 18Nm, 2-pos, switches	N2024-SW2
BEL-AM24-SH	Damper Actuator 24Vac, 18Nm, 2-pos, switches	N2024-SW2
BEL-GM220H	Damper Actuator 230Vac, 30Nm, 2-pos	N34230
BEL-GM24H	Damper Actuator 24Vac, 30Nm, 2-pos	N3424
BEL-LM230-SH	Damper Actuator 230Vac, 4Nm, 2-pos, switches (new Type needs SSW2)	N05230-2POS
BEL-LM230H	Damper Actuator 230Vac, 4Nm, 2-pos	N05230-2POS

Phase over lists

OLD TYPES A..Z	Product description	Type
BEL-LM24-SH	Damper Actuator 24Vac, 4Nm, 2-pos, switches	N0524-SW2
BEL-LM24H	Damper Actuator 24Vac, 4Nm, 2-pos	N0524
BEL-NM230H	Damper Actuator 230Vac, 8Nm, 2-pos	N10230-2POS
BEL-NM24H	Damper Actuator 24Vac, 8Nm, 2-pos	N1024
M6530A1008	Damper Actuator 24Vac, 7,5Nm, 3-pos	N1024
M6531A1007	Damper Actuator 24Vac, 15Nm, 3-pos	N2024
M6531B1005	Damper Actuator 230Vac, 15Nm, 3-pos	N20230
M6535A1003	Spring Return Damper Actuator 24Vac, 12Nm, 2-pos	S1024-2POS
M7531A1005	Damper Actuator 24Vac, 15Nm, 0...10V	N20010
M7535A1001-7	Spring Return Damper Actuator 24Vac, 12Nm, 3-pos	S10010
ML6161E2005	Damper Actuator 24Vac, 4Nm, 3-pos	N0524
ML6161E3011	Damper Actuator 24Vac, 5Nm, 3-pos	N0524
ML6161E3029	Damper Actuator 24Vac, 5Nm, 3-pos, switches	N0524-SW2
ML6174E2008	Damper Actuator 24Vac, 8Nm, 3-pos	N1024
ML6174E3014	Damper Actuator 24Vac, 10Nm, 3-pos	N1024
ML6174E3022	Damper Actuator 24Vac, 10Nm, 3-pos, switches	N1024-SW2
ML6184E1009	Damper Actuator 24Vac, 17Nm, 3-pos	N2024
ML6184E1017	Damper Actuator 24Vac, 17Nm, 3-pos, switches	N2024-SW2
ML6185E1006	Spring Return Damper Actuator 24Vac, 6Nm, 3-pos	S10010
ML6185E1014	Spring Return Damper Actuator 24Vac, 6Nm, 3-pos, switches	S10010-SW2
ML6194E1008	Damper Actuator 24Vac, 34Nm, 3-pos	N3424
ML6661E3010	Damper Actuator 230Vac, 5Nm, 3-pos	N05230-2POS
ML6661E3028	Damper Actuator 230Vac, 5Nm, 3-pos, switches (new Type needs SSW2)	N05230-2POS
ML6674E3013	Damper Actuator 230Vac, 10Nm, 3-pos	N10230-2POS
ML6674E3021	Damper Actuator 230Vac, 10Nm, 3-pos, switches (new Type needs SSW2)	N10230-2POS
ML6684E1008	Damper Actuator 230Vac, 17Nm, 3-pos	N20230
ML6684E1016	Damper Actuator 230Vac, 17Nm, 3-pos, switches	N20230-SW2
ML6694E1007	Damper Actuator 230Vac, 34Nm, 3-pos, switches (new Type needs SSW2)	N34230
ML7161E2004	Damper Actuator 24Vac, 4Nm, 0...10V	N05010
ML7161E3010	Damper Actuator 24Vac, 5Nm, 0...10V	N05010
ML7161E3028	Damper Actuator 24Vac, 5Nm, 0...10V, switches	N05010-SW2
ML7174E2004	Damper Actuator 24Vac, 4Nm, 0...10V	N05010
ML7174E2007	Damper Actuator 24Vac, 8Nm, 0...10V	N10010
ML7174E3013	Damper Actuator 24Vac, 10Nm, 0...10V	N10010
ML7174E3021	Damper Actuator 24Vac, 10Nm, 0...10V, switches	N10010-SW2
ML7284E1006	Damper Actuator 24Vac, 17Nm, 0...10V	N20010
ML7285E1003	Spring Return Damper Actuator 24Vac, 6Nm, 0...10V	S10010
ML7294E1005	Damper Actuator 24Vac, 34Nm, 0...10V	N34010
ML7295E1007	Spring Return Damper Actuator 24Vac, 16Nm, 0...10V	S20010
ML7295E1015	Spring Return Damper Actuator 24Vac, 16Nm, 0...10V, switches	S20010-SW2
ML8195E1003	Spring Return Damper Actuator 24Vac, 16Nm, 2-pos	S2024-2POS
ML8195E1011	Spring Return Damper Actuator 24Vac, 16Nm, 2-pos, switches	S2024-2POS-SW2
N20230-2POS	Damper Actuator 230Vac, 20Nm, 2-pos	N20230
N2024-2POS	Damper Actuator 24Vac, 20Nm, 2-pos	N2024
N20010A	Damper Actuator 24Vac, 20Nm, 0...10V	N20010
N20010A-SW2	Damper Actuator 24Vac, 20Nm, 0...10V, switches	N20010-SW2
N20230A	Damper Actuator 230Vac, 20Nm, 3-pos	N20230
N20230A-SW2	Damper Actuator 230Vac, 20Nm, 3-pos, switches	N20230-SW2
N2024A	Damper Actuator 24Vac, 20Nm, 3-pos	N2024
N2024A-SW2	Damper Actuator 24Vac, 20Nm, 3-pos, switches	N2024-SW2
N34010A	Damper Actuator 24Vac, 34Nm, 0...10V	N34010
N34230A	Damper Actuator 230Vac, 34Nm, 3-pos	N34230
N3424A	Damper Actuator 24Vac, 34Nm, 3-pos	N3424

Phase over lists

OLD TYPES Phase over list, Pneumatics

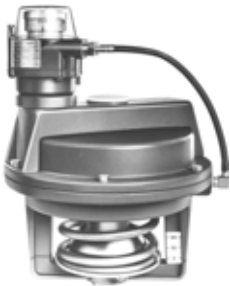


The OLD TYPE products are not deliverable anymore. They can be replaced with the products shown in the last column. Take care about small differences! It is the responsibility of the user to ensure that the right product is chosen.

Old catalogs data: products.ecc.emea.honeywell.com/europe-historic-new

OLD TYPES A..Z	Product description	Type
LP914A1037	Pneumatic temperature sensor	LP914A1003/U
LP914A1045	Pneumatic temperature sensor	LP914A1045/U
LP914A1052	Pneumatic temperature sensor	LP914A1052/U
LP914A1060	Pneumatic temperature sensor	LP914A1045/U
LP914A1151/U	Pneumatic temperature sensor	LP914A1003/U
LP914A1193/U	Pneumatic temperature sensor	LP914A1045/U
LP914A1201/U	Pneumatic temperature sensor	LP914A1052/U
LP914A1235/U	Pneumatic temperature sensor	LP914A1144/U
PP902	Pressure reducing valve	PP907A1008
RP7507A1000	Electric-pneumatic signal conversion module	RP7517A1009
TP910A1429	Pneumatic room temperature controller	TP970A2020/U
TP913B1036	Pneumatic room temperature controller	TP970A2020/U
TP925A1000	Pneumatic room temperature sensor (new Type needs 14002362-001)	TP974A2000/U
TP974A1000	Pneumatic room temperature sensor	TP974A2000/U

OLD TYPES Phase over list, Pneumatic Valves/Actuators



The OLD TYPE products are not deliverable anymore. They can be replaced with the products shown in the last column. Take care about small differences! It is the responsibility of the user to ensure that the right product is chosen.

Old catalogs data: products.ecc.emea.honeywell.com/europe-historic-new

OLD TYPES A..Z	Product description	Type
MP903A1039	Pneumatic Damper Actuator	MP904C1026
MP904A5005	Pneumatic Damper Actuator	MP904A5047
MP904A5013	Pneumatic Damper Actuator	MP904A5047
MP904A5039	Pneumatic Damper Actuator	MP904A5047
MP904B5003	Pneumatic Damper Actuator	MP904D1057
MP909A1371	Pneumatic Damper Actuator Shaft connection	MP913B1068
MP909A1389	Pneumatic Damper Actuator Shaft connection	MP913B1068
MP909B1353	Pneumatic Damper Actuator Shaft connection	MP904D1057
MP913C1066	Pneumatic Damper Actuator Shaft connection	MP904D1057
MP953A1004	Pneumatic Valve Actuator	MP953A5005
MP953A1012	Pneumatic Valve Actuator	MP953A5005
MP953A1020	Pneumatic Valve Actuator	MP953A5039
MP953A1038	Pneumatic Valve Actuator	MP953A5039
MP953A1046	Pneumatic Valve Actuator	MP953A5005
MP953A1053	Pneumatic Valve Actuator	MP953A5039
MP953A1079	Pneumatic Valve Actuator	MP953A5005
MP953A1087	Pneumatic Valve Actuator	MP953A5005
MP953A1095	Pneumatic Valve Actuator	MP953A5005
MP953A1103	Pneumatic Valve Actuator	MP953A5005
MP953A1145	Pneumatic Valve Actuator	MP953A5039
MP953A1178	Pneumatic Valve Actuator	MP953A5039
MP953A5013	Pneumatic Valve Actuator	MP953A5005
MP953A5021	Pneumatic Valve Actuator	MP953A5005

Phase over lists

OLD TYPES A..Z	Product description	Type
MP953A5047	Pneumatic Valve Actuator	MP953A5039
MP953B1002	Pneumatic Valve Actuator	MP953B5003
MP953B1028	Pneumatic Valve Actuator	MP953B5003
MP953B1036	Pneumatic Valve Actuator	MP953B5003
MP953B1051	Pneumatic Valve Actuator	MP953B5003
MP953B5011	Pneumatic Valve Actuator	MP953B5003
MP953C1000	Pneumatic Valve Actuator	MP953C5001
MP953C1018	Pneumatic Valve Actuator	MP953C5019
MP953C1026	Pneumatic Valve Actuator	MP953C5027
MP953C1034	Pneumatic Valve Actuator	MP953C5001
MP953C1042	Pneumatic Valve Actuator	MP953C5019
MP953C1059	Pneumatic Valve Actuator	MP953C5027
MP953C1067	Pneumatic Valve Actuator	MP953C5068
MP953C1075	Pneumatic Valve Actuator	MP953C5076
MP953C1083	Pneumatic Valve Actuator	MP953C5084
MP953C1125	Pneumatic Valve Actuator	MP953C5142
MP953C1133	Pneumatic Valve Actuator	MP953C5159
MP953C1174	Pneumatic Valve Actuator	MP953C5001
MP953C1182	Pneumatic Valve Actuator	MP953C5019
MP953C1190	Pneumatic Valve Actuator	MP953C5027
MP953C1208	Pneumatic Valve Actuator	MP953C5001
MP953C1216	Pneumatic Valve Actuator	MP953C5019
MP953C1224	Pneumatic Valve Actuator	MP953C5027
MP953C1232	Pneumatic Valve Actuator	MP953C5068
MP953C1240	Pneumatic Valve Actuator	MP953C5076
MP953C1257	Pneumatic Valve Actuator	MP953C5084
MP953C1414	Pneumatic Valve Actuator	MP953C5084
MP953C1422	Pneumatic Valve Actuator	MP953C5076
MP953C5035	Pneumatic Valve Actuator	MP953C5001
MP953C5043	Pneumatic Valve Actuator	MP953C5019
MP953C5050	Pneumatic Valve Actuator	MP953C5027
MP953C5092	Pneumatic Valve Actuator	MP953C5027
MP953C5100	Pneumatic Valve Actuator	MP953C5027
MP953C5118	Pneumatic Valve Actuator	MP953C5068
MP953C5126	Pneumatic Valve Actuator	MP953C5084
MP953D1008	Pneumatic Valve Actuator	MP953D5009
MP953D1024	Pneumatic Valve Actuator	MP953D5009
MP953D1032	Pneumatic Valve Actuator	MP953D5009
MP953D1073	Pneumatic Valve Actuator	MP953D5025
MP953D1099	Pneumatic Valve Actuator	MP953D5025
MP953D1107	Pneumatic Valve Actuator	MP953D5009
MP953D1123	Pneumatic Valve Actuator	MP953D5009
MP953D1131	Pneumatic Valve Actuator	MP953D5025
MP953D1156	Pneumatic Valve Actuator	MP953D5025
MP953D1164	Pneumatic Valve Actuator	MP953D5009
MP953D5017	Pneumatic Valve Actuator	MP953D5009
MP953D5033	Pneumatic Valve Actuator	MP953D5025
VP532A5004	Pneumatic 3-way control valve PN16 (new Type+ AC-15FT+MP958A1017)	V5833A1029
VP532A5012	Pneumatic 3-way control valve PN16 (new Type+ AC-15FT+MP958A1017)	V5833A1037
VP532A5020	Pneumatic 3-way control valve PN16 (new Type+ AC-15FT+MP958A1017)	V5833A1045
VP532A5038	Pneumatic 3-way control valve PN16 (new Type+ AC-20FT+MP958A1017)	V5833A1052
VP532A5046	Pneumatic 3-way control valve PN16 (new Type+ AC-15FT+MP958A1017)	V5833A1003
VP532A5053	Pneumatic 3-way control valve PN16 (new Type+ AC-15FT+MP958A1017)	V5833A1029

Phase over lists

OLD TYPES A..Z	Product description	Type
VP532A5061	Pneumatic 3-way control valve PN16 (new Type+ AC-15FT+MP958A1017)	V5833A1037
VP532A5079	Pneumatic 3-way control valve PN16 (new Type+ AC-15FT+MP958A1017)	V5833A1045
VP532A5087	Pneumatic 3-way control valve PN16 (new Type+ AC-20FT+MP958A1017)	V5833A1052
VP532A5095	Pneumatic 3-way control valve PN16 (new Type+ AC-15FT+MP958A1025)	V5833A1029
VP532A5103	Pneumatic 3-way control valve PN16 (new Type+ AC-15FT+MP958A1025)	V5833A1037
VP532A5111	Pneumatic 3-way control valve PN16 (new Type+ AC-15FT+MP958A1025)	V5833A1045
VP532A5129	Pneumatic 3-way control valve PN16 (new Type+ AC-20FT+MP958A1025)	V5833A1052
VP532A5137	Pneumatic 3-way control valve PN16 (new Type+ AC-15FT+MP958A1009)	V5833A1003
VP532A5145	Pneumatic 3-way control valve PN16 (new Type+ AC-15FT+MP958A1009)	V5833A1029
VP532A5152	Pneumatic 3-way control valve PN16 (new Type+ AC-15FT+MP958A1009)	V5833A1037
VP532A5160	Pneumatic 3-way control valve PN16 (new Type+ AC-15FT+MP958A1009)	V5833A1045
VP532A5178	Pneumatic 3-way control valve PN16 (new Type+ AC-20FT+MP958A1009)	V5833A1052

Find out more

For more information
visit our product catalog at
https://hwl.co/field_devices_emea

Home and Building Technologies

Honeywell GmbH
Böblinger Straße 17
71101 Schönaich / Germany
Phone (49) 7031 637 01
Fax (49) 7031 637 493
www.honeywell.com

EN3B-0260GE51 R0119
Januar 2019
© 2019 Honeywell International Inc.

Honeywell